

ICC-ES Evaluation Report

ESR-1389

Reissued January 2026


This report also contains:

[- CA Supplement w/ Exterior Wildfire Exposure](#)

Subject to renewal January 2027

ICC-ES Evaluation Reports are not to be construed as representing aesthetics or any other attributes not specifically addressed, nor are they to be construed as an endorsement of the subject of the report or a recommendation for its use. There is no warranty by ICC Evaluation Service, LLC, express or implied, as to any finding or other matter in this report, or as to any product covered by the report.

Copyright © 2026 ICC Evaluation Service, LLC. All rights reserved.

<p>DIVISION: 07 00 00— THERMAL AND MOISTURE PROTECTION</p> <p>Section: 07 31 13— Asphalt Shingles</p>	<p>REPORT HOLDER: CERTAINTEED LLC</p>	<p>EVALUATION SUBJECT: CERTAINTEED ASPHALT SHINGLES</p>	
---	--	--	---

1.0 EVALUATION SCOPE

Compliance with the following codes:

- 2021¹, 2018, 2015, 2012 and 2009 [International Building Code® \(IBC\)](#)
- 2021¹, 2018, 2015, 2012 and 2009 [International Residential Code® \(IRC\)](#)
- 2013 *Abu Dhabi International Building Code (ADIBC)*[†]

[†]The ADIBC is based on the 2009 IBC. 2009 IBC code sections referenced in this report are the same sections in the ADIBC.

¹Main references in this report are for the 2021 IBC and IRC, unless noted otherwise. See [Table 2](#) for applicable sections of the code for previous IBC and IRC editions.

Properties evaluated:

- Weather resistance
- Fire classification
- Wind resistance

2.0 USES

The CertainTeed asphalt shingles described in this report comply with ASTM D3462 and are Class A roof coverings when installed as described in this report.

3.0 DESCRIPTION

3.1 General:

CertainTeed asphalt shingles are available as three-tab, four-tab, no cut-out, and laminated asphalt shingle roof covering materials. See [Table 1](#) and [Figure 1](#) for recognized product names, shingle types, manufacturing locations, overall dimensions, installed weights, maximum exposure to the weather, and fastening details. The shingles are self-sealing by means of adhesive strips located on either the weather side or the underside. See [Figure 1](#) for adhesive strip location for field shingles and Starter Strip shingles.

3.2 Three-tab, Four-tab, and No Cut-out Shingles:

Three-tab, four-tab and no cut-out shingles are composed of a single layer of fiberglass mat, impregnated, and coated with asphalt on both sides, and surfaced with mineral roofing granules on the weather side and a mineral release agent on the back side.

3.3 Laminated Shingles:

Laminated shingles, including two-layer laminated, three-layer laminated and tri-laminate laminated shingles, are composed of multiple thicknesses of coated and surfaced fiberglass mat, cut, and bonded together in different patterns. The weather side is surfaced with mineral roofing granules, and the back side is surfaced with a mineral release agent.

3.4 Accessory Shingles:

3.4.1 Hip and Ridge Shingles: Hip and ridge shingles are factory-made shingles to be used for covering hips and ridges. The hip and ridge shingles are composed of the same materials as the roof shingles. Some of the hip and ridge shingles have perforations that extend from the top of the cut-out to the top of the shingle, which facilitate the tearing of the shingle into three or four equal pieces. Others are manufactured as single hip and ridge units.

3.4.2 Starter Strip Shingles: Starter Strip shingles are factory-made shingles to be used as the starter course (under the first course of roof shingles). The Starter Strip shingles are composed of the same materials as the roof shingles. The shingles are supplied in 7-inch-by-36-inch-long (178 by 914 mm); 10-inch-by-36-inch-long (254 by 914 mm); or 7-inch-by-39³/₈-inch-long (178 by 1000 mm) strips. As an alternative to factory-made starter strips, starter strips can be formed by removing the lower tab portions of the factory-made shingles except for the Presidential Shake and Presidential Shake TL shingles. For Presidential Shake and Presidential Shake TL shingles, the Presidential Starter shingles consist of one 13¹/₄-inch-wide-by-40-inch-long (337 mm by 1016 mm) base shingle and one 11¹/₄-inch-wide-by-40-inch-long (286 mm by 1016 mm) base shingle.

3.5 Fasteners:

Fasteners must comply with ASTM F1667 and must be minimum No. 12 gage [0.105-inch-diameter (2.67 mm) shank], ³/₈-inch-diameter-head (9.5 mm), galvanized steel, stainless steel, aluminum, or copper roofing nails. Fasteners must be of sufficient length to penetrate into the sheathing ³/₄ inch (19.1 mm), or through the sheathing, whichever is less.

3.6 Underlayment:

Under the IBC, the roof underlayment must be in accordance with Section 1507.2.3. Under the 2021 IRC, the roof underlayment must be in accordance with Section R905.1.1 and Table R905.1.1(1). The roof underlayment must comply with ASTM D226 Type I or Type II, ASTM D4869 Type I or Type II, ASTM D6757 or ASTM D1970. As an alternative, a roof underlayment listed in a current ICC-ES evaluation report as a roof underlayment or a nonasphaltic fiberglass-based roof underlayment may be used, provided it is described as being intended for use with Class A asphalt shingles. In areas where there has been a history of ice forming along the eaves causing a backup of water, ice dam protection in accordance with 2021 IBC Section 1507.2.7 or 2021 IRC Section R905.2.7 must be provided.

3.7 Asphalt Cement:

Asphalt roofing cement must comply with ASTM D4586, Type I, Class I, or Type II, Class I.

4.0 DESIGN AND INSTALLATION

4.1 New Construction:

4.1.1 General: When installed on new construction in accordance with this section, the shingles are a Class A roof covering. The shingles must be installed in accordance with 2021 IBC Section 1507.2 or 2021 IRC Section R905.2, except as noted in this report. The roof deck must be code-complying, minimum ³/₈-inch-thick (9.5 mm) exterior-grade plywood; ⁷/₁₆-inch-thick (11.1 mm) oriented strand board (OSB); or nominally 1-inch-by-6-inch lumber installed as solid sheathing conforming to 2021 IBC Sections 2304.8.2 and 2308.7.10. Minimum roof slope must be 2:12 (16.7%). The maximum roof slope must be as stated in Section 4.1.2 of this report. Installation instructions are included as part of the identification label attached to each bundle of shingles. (See Section 7.0.) Underlayment must be as described in Section 3.6 of this report, and applied in accordance with 2021 IBC Table 1507.1.1(2) or 2021 IRC Section R905.1.1, Tables R905.1.1(2) and R905.1.1(3) and Section R905.2.3, as applicable.

4.1.2 Application:

4.1.2.1 Eave Edges of the Roof:

4.1.2.1.1 Roof Slopes of 2:12 to 21:12 (16.7% to 175%): Starter Strip shingles must be attached to the eave edges with four or five fasteners, equally spaced along the nail line as shown in [Figure 1](#). The Starter Strip shingles must overhang the eave and rake edges by ¹/₂ to ³/₄ inch (12.7 to 19.1 mm).

4.1.2.1.2 Roof Slopes Greater than 21:12 (175%): Starter Strip shingles must be attached to the eave edges with four or five fasteners, equally spaced along the nail line as shown in [Figure 1](#). The Starter Strip shingles must overhang the eave and rake edges by $\frac{1}{2}$ to $\frac{3}{4}$ inch (12.7 to 19.1 mm).

4.1.2.2 Field of the Roof: The first course of field shingles must be installed over the starter course. Each course of shingles must be offset from the preceding course as specified in [Table 1](#). Fastening details, including number and location of fasteners, and maximum exposure to the weather, are described in [Table 1](#) and [Figure 1](#).

Methods of fastening for roof slopes of 2:12 (16.7%) to 21:12 (175%) and for roof slopes greater than 21:12 (175%) are as shown in [Figure 1](#) for the standard and high-wind applications. For slopes greater than 21:12 (175%), the shingles must also be hand-sealed as described in Section 4.1.2.4.

4.1.2.3 High Wind Fastening: Shingles must be fastened with four or five No. 12 gage roofing nails, described in Section 3.6, as shown in [Figure 1](#), when the shingles are installed under the following conditions:

4.1.2.3.1 2021 and 2018 IBC: When the roof is installed in applications where the maximum design wind speed, V , is 140 mph (224 km/hr) or greater.

4.1.2.3.2 2015 and 2012 IBC: When the roof is installed in applications where the ultimate design wind speed, V_{ult} , is 140 mph (224 km/hr) or greater.

4.1.2.3.3 2009 IBC: When the roof is installed in applications where the basic wind speed is 110 mph (177 km/h) or greater.

4.1.2.3.4 2021, 2018 and 2015 IRC: When the roof is installed in applications where the ultimate design wind speed, V_{ult} , is 140 mph (224 km/hr) or greater.

4.1.2.3.5 2012 and 2009: When the roof is installed in areas where the basic wind speed is 110 mph (177 km/h) or greater.

4.1.2.4 Shingle Sealing: In colder climates or wind regions where it is questionable whether the factory-applied adhesive will activate and seal the shingles, the shingles must be hand-sealed to the satisfaction of the code official. Hand-sealing must consist of applying a minimum of four 1-inch-diameter (25.4 mm) spots of asphalt roofing cement to the unexposed surface of the underlying course of shingles, equally spaced across each shingle. For three-tab and four-tab shingles, one spot of asphalt roofing cement must be placed under each corner of each tab (two spots per tab); the tab must then be pressed into the cement. For laminated shingles, four equally spaced spots of asphalt roofing cement must be placed under the exposed portion of the shingle; the shingle must then be pressed into the cement.

4.1.2.5 Hip and Ridge Shingles: Hip and ridge shingles must be placed evenly over hips and ridges (or over shingle-over ridge vents), and fastened to the roof deck with two fasteners, located on either side of the shingle, along the nail line.

4.1.3 Valley Construction and other Flashing: For open valleys, corrosion-resistant metal valley flashing must be centered and placed vertically in the valley over the smooth-surfaced roll roofing, or specialty underlayment.

Corrosion-resistant metal valley flashing must be as follows:

- IBC: A minimum of 24 inches (610 mm) wide, complying with 2021 IBC Table 1507.2.8.2.
- IRC: A minimum of 24 inches (610 mm) wide, complying with 2021 IRC Table R905.2.8.2.

Other flashing must be in accordance with 2021 IBC Sections 1503.2 and 1507.2.8 or 2021 IRC Sections R903.2 and R905.2.8, as applicable.

4.2 Installation—Reroofing:

When installed over existing or Class A or Class C asphalt shingle roofs in accordance with this section (Section 4.2), the shingle products are recognized as Class A roof coverings. The existing wood or asphalt shingle roof covering must be inspected in accordance with provisions and limitations of 2021 IBC Section 1512 or 2021 IRC Section R908, as applicable. Prior to the reroofing, hip and ridge covering must be removed. Except as noted in this section, the shingles must be installed in accordance with Section 4.1 of this report. Fasteners must be of sufficient length to penetrate $\frac{3}{4}$ inch (19.1 mm) into the sheathing, or through the sheathing, whichever is less. Valley flashing and other flashings must comply with Section 4.1.3 of this report and the following, as applicable:

- IBC: 2021 IBC Sections 1512.4 and 1512.5.
- IRC: 2021 IRC Sections R908.5 and R908.6.

The following asphalt shingles may be installed over existing wood shingle roofs provided all of the conditions specified above are met:

Grand Manor, Carriage House, Presidential Shake TL, Presidential Shake, Presidential Shake IR, Presidential Solaris, Presidential TL Solaris, Landmark TL, Landmark Premium, Landmark Solaris, Landmark Pro, Landmark Pro Solaris, Landmark Pro Architect 80, Landmark, Landmark TL Solaris, Landmark ClimateFlex, XT-30, XT-25, Highland Slate, Highland Slate IR, NorthGate ClimateFlex, Shadow Ridge ClimateFlex, Shadow Ridge ClimateFlex 4pc, Patriot, Shangle Ridge, Cedar Crest IR, Mountain Ridge, Belmont, Belmont IR and Shadow Ridge.

4.3 Wind Resistance:

CertainTeed asphalt field shingles have been tested in accordance with ASTM D7158 and are classified as Class H. CertainTeed asphalt hip and ridge shingles have been tested in accordance with ASTM D3161 and are classified as Class F. They qualify for use in locations as shown in 2021 IBC Table 1504.2 and 2021 IRC Table R905.2.4.1. Installation must be in accordance with 2021 IBC Section 1507.2.6 or 2021 IRC Section R905.2.6, as applicable.

5.0 CONDITIONS OF USE:

The CertainTeed Asphalt Shingle Roof Covering Systems described in this report comply with, or are suitable alternatives to what is specified in, those codes listed in Section 1.0 of this report, subject to the following conditions:

- 5.1 The shingles must be manufactured, identified, and installed in accordance with the applicable codes, this report, and the manufacturer's published installation instructions. If there is a conflict between the manufacturer's published installation instructions and this report, this report governs.
- 5.2 The products are manufactured in Avery, Ohio (AV); Ennis, Texas (EN); Fremont, California (FR); Norwood, Massachusetts (NW); Oxford, North Carolina (OX); Peachtree City, Georgia (PT); Portland, Oregon (PO); Shakopee, Minnesota (SH); Shreveport, Louisiana (SP); Jonesburg, Missouri (JB) and Wilmington, California (WI).

6.0 EVIDENCE SUBMITTED

- 6.1 Data in accordance with ASTM D3462.
- 6.2 Reports of wind resistance testing in accordance with ASTM D3161 and ASTM D7158.
- 6.3 Quality documentation.

7.0 IDENTIFICATION

- 7.1 The ICC-ES mark of conformity, electronic labeling, or the evaluation report number (ICC-ES ESR-1389) along with the name, registered trademark, or registered logo of the report holder (CertainTeed LLC) must be include in the product label.
- 7.2 In addition, each bundle of shingles bears a label with the name and address of the report holder (see Section 7.3); the manufacturing plant location (city and state – see [Table 1](#)); the product brand name and the Class A roof classification; the installation instructions. Additionally, in accordance with ASTM D3462, each bundle of shingles is marked with the area of the roof surface covered and the style, type and color of the product.
- 7.3 The report holder's contact information is the following:

CERTAINTEED LLC
20 MOORES ROAD
MALVERN, PENNSYLVANIA 19355
(800) 233-8990
www.certainteed.com

TABLE 1—PRODUCT DESCRIPTIONS AND MANUFACTURING LOCATIONS

PRODUCTS	SHINGLE TYPE	PLANT LOCATION	PLANT DESIGNATION	DIMENSIONS (width x height) (inches)	MAXIMUM EXPOSURE TO THE WEATHER (inches)	LOCATION OF NAIL "LINE" (distance above shingle butt) (inches)
SHINGLES (See Note 1)						(See Note 2)
Grand Manor	3-Layer Laminated	Oxford, NC	OX	36 x 18	8	8 ⁵ / ₈
Carriage House	2-Layer Laminated	Oxford, NC	OX	36 x 18	8	8 ⁵ / ₈
Presidential Shake TL	Tri-Laminate	Fremont, CA; Shakopee, MN	FR SH	40 x 14 ¹ / ₄	4	9
Presidential TL Solaris	Tri-Laminate	Fremont, CA	FR	40 x 14 ¹ / ₄	4	9
Presidential Shake	Laminated	Fremont, CA; Shakopee, MN	FR SH	40 x 14 ¹ / ₄	4	9
Presidential IR	Laminated Impact Resistant	Shakopee, MN	SH	40 x 14 ¹ / ₄	4	9
Presidential Solaris	Laminated	Fremont, CA	FR	40 x 14 ¹ / ₄	4	9
Landmark TL	Tri-Laminate	Fremont, CA;	FR	40 x 13 ¹ / ₄	5 ⁵ / ₈	6 ¹ / ₁₆
Landmark Premium	Laminated (Metric)	Avery, OH; Norwood, MA; Oxford, NC; Peachtree City, GA; Portland, OR; Shakopee, MN; Shreveport, LA; Wilmington, CA	AV, NW, OX, PT, PO, SH, SP, WI	38 ³ / ₄ x 13 ¹ / ₄	5 ⁵ / ₈	6 ¹ / ₈
Landmark Solaris	Laminated (Metric)	Peachtree, GA; Portland, OR; Wilmington, CA	PT, PO, WI	38 ³ / ₄ x 13 ¹ / ₄	5 ⁵ / ₈	6 ¹ / ₈
Landmark Solaris IR	Laminated (Metric) Impact Resistant	Peachtree, GA	PT	38 ³ / ₄ x 13 ¹ / ₄	5 ⁵ / ₈	6 ¹ / ₈
Landmark Pro	Laminated (Metric)	Avery, OH; Ennis, TX Jonesburg, MO; Norwood, MA; Oxford, NC; Peachtree City, GA; Portland, OR; Shakopee, MN; Shreveport, LA; Wilmington, CA	AV, EN, JB, NW, OX, PT, PO, SH, SP, WI	38 ³ / ₄ x 13 ¹ / ₄	5 ⁵ / ₈	6 ¹ / ₈
Landmark Pro Solaris	Laminated (Metric)	Wilmington, CA	WI	38 ³ / ₄ x 13 ¹ / ₄	5 ⁵ / ₈	6 ¹ / ₈
Landmark	Laminated (Metric)	Avery, OH; Ennis, Texas; Jonesburg, MO; Norwood, MA; Oxford, NC; Peachtree City, GA; Portland, OR; Shakopee, MN; Shreveport, LA; Wilmington, CA;	AV, EN, JB, NW, OX, PT, PO, SH, SP, WI,	38 ³ / ₄ x 13 ¹ / ₄	5 ⁵ / ₈	6 ¹ / ₈
Landmark TL Solaris	Tri-Laminate	Fremont, CA	FR	40 x 13 ¹ / ₄	5 ⁵ / ₈	6 ¹ / ₁₆
Landmark ClimateFlex	Laminated (Metric)	Portland, OR Shakopee, MN	PO SH	38 ³ / ₄ x 13 ¹ / ₄	5 ⁵ / ₈	6 ¹ / ₈
XT-30	3-Tab (Metric)	Portland, OR	PO	39 ³ / ₈ x 13 ¹ / ₄	5 ⁵ / ₈	6 ¹ / ₈
XT-30	3-Tab (Standard)	Avery, OH; Norwood, MA; Oxford, NC; Shakopee, MN;	AV, NW, OX, SH	36 x 12	5	5 ⁵ / ₈
XT-25	3-Tab (Metric)	Avery, OH Portland, OR	AV PO	39 ³ / ₈ x 13 ¹ / ₄	5 ⁵ / ₈	6 ¹ / ₈
XT-25	3-Tab (Standard)	Avery, OH; Norwood, MA; Oxford, NC; Shakopee, MN; Shreveport, LA	AV, NW, OX, SH, SP	36 x 12	5	5 ⁵ / ₈

TABLE 1—PRODUCT DESCRIPTIONS AND MANUFACTURING LOCATIONS (Continued)

PRODUCTS	SHINGLE TYPE	PLANT LOCATION	PLANT DESIGNATION	DIMENSIONS (width x height) (inches)	MAXIMUM EXPOSURE TO THE WEATHER (inches)	LOCATION OF NAIL "LINE" (distance above shingle butt) (inches)
Landmark Pro Architect 80	Laminated (Metric)	Portland, OR	PO	38 ³ / ₄ x 13 ¹ / ₄	5 ⁵ / ₈	6 ¹ / ₈
Highland Slate	4-Tab	Oxford, NC	OX	36 x 18	8	9 ³ / ₈
Highland Slate IR	4-Tab Impact Resistant	Oxford, NC	OX	36 x 18	8	9 ³ / ₈
Patriot	Laminated (Metric)	Ennis, TX; Jonesburg, MO	EN, JB	38 ³ / ₄ x 13 ¹ / ₄	5 ⁵ / ₈	6 ¹ / ₈
NorthGate ClimateFlex	Laminated (Metric)	Portland, OR; Shakopee, MN	PO, SH	39 ³ / ₄ x 13 ¹ / ₄	5 ⁵ / ₈	6 ¹ / ₈
Belmont	4-Tab Laminated	Oxford, NC	OX	36 x 18	8	8 ⁵ / ₈
Belmont IR	4-Tab Laminated Impact Resistant	Oxford, NC	OX	36 x 18	8	8 ⁵ / ₈
ACCESSORY PRODUCTS (See Note 1)						
Shangle Ridge	Hip and Ridge	Oxford, NC	OX	12 x 18	8	8 ⁵ / ₈
Cedar Crest	Hip and Ridge	Oxford, NC	OX	12 x 18	8	8 ⁵ / ₈
Cedar Crest IR	Hip and Ridge Impact Resistant	Oxford, NC	OX	12 x 18	8	8 ⁵ / ₈
Mountain Ridge	Hip and Ridge	Fremont, CA	FR	8 x 12 & 10 x 12	8	8 ⁵ / ₈
Shadow Ridge	Hip and Ridge (Standard)	Avery, OH; Norwood, MA; Oxford, NC; Shakopee, MN	AV, NW, OX, SH	12 x 12	5	5 ⁵ / ₈
Shadow Ridge	Hip and Ridge (Metric)	Portland, OR	PO	9.84 x 13 ¹ / ₄	5 ⁵ / ₈	6 ¹ / ₈
Solaris Accessory IR	Hip and Ridge	Portland, OR	PO	13 ¹ / ₈ x 13 ¹ / ₄	5 ⁵ / ₈	6 ¹ / ₈
Shadow Ridge ClimateFlex 4pc	Hip and Ridge	Portland, OR	PO	9 ⁷ / ₈ x 13 ¹ / ₄	5 ⁵ / ₈	6 ¹ / ₈
Shadow Ridge ClimateFlex	Hip and Ridge	Shakopee, MN	SH	12 x 12	5	5 ⁵ / ₈
Presidential Starter	Starter Shingle	Fremont, CA Portland, OR	FR, PO	40 x 13 ¹ / ₄ , bottom layer; 40 x 11 ¹ / ₄ , top layer	4 (top layer)	4 (bottom layer) 6 (top layer)
Presidential Starter IR	Starter Shingle	Fremont, CA	FR	40 x 13 ¹ / ₄ , bottom layer; 40 x 11 ¹ / ₄ , top layer	4 (top layer)	4 (bottom layer) 6 (top layer)
High Performance Starter	Starter Shingle	Oxford, NC	OX	36 x 10	n/a	max 3, or into solid wood
Swiftstart	Starter Shingle	Shakopee, MN	SH	38 ³ / ₄ x 7 ⁵ / ₈	n/a	max 3, or into solid wood
Universal Starter	Starter Shingle	Avery, OH; Oxford, NC; Shakopee, MN; Shreveport, LA	AV, OX, SH, SP	36 x 7	n/a	max 3, or into solid wood

For SI: 1 inch = 25.4 mm; 1 lb/100 ft² = 0.0488 kg/m².

NOTES:

1. Includes algae-resistant (AR) versions.
2. Nail "Line" - Distance from lowermost lowest edge of shingle to target nail location.
3. Shingle butt location varies up to 1-inch. Dimensions shown for shingle height and nail "line" location are averages.

TABLE 2—CODE SECTION NUMBER REFERENCE MATRIX

ESR-1389	2021 IBC	2018 IBC	2015 IBC	2012 IBC	2009 IBC
3.6	1507.2.3	1507.2.3	1507.2.3	1507.2.3	1507.2.3
3.6	1507.2.7	1507.2.7	1507.2.8.2	1507.2.8.2	1507.2.8.2
4.1.1	1507.2	1507.2	1507.2	1507.2	1507.2
4.1.1	2304.8.2 and 2308.7.10	2304.8.2 and 2308.7.10	2304.8.2 and 2308.7.10	2304.7.2 or 2308.10.8	2304.7.2 or 2308.10.8
4.1.1	Table 1507.1.1(2)	Table 1507.1.1(2)	1507.2.8	1507.2.8	1507.2.8
4.1.3	Table 1507.2.8.2	Table 1507.2.8.2	Table 1507.2.9.2	Table 1507.2.9.2	Table 1507.2.9.2
4.1.3	1503.2 and 1507.2.8	1503.2 and 1507.2.8	1503.2 and 1507.2.9	1503.2 and 1507.2.9	1503.2 and 1507.2.9
4.2	1511	1511	1511	1510	1510
4.2	1511.5 and 1511.6	1511.5 and 1511.6	1511.5 and 1511.6	R907.5 and R907.6	R907.5 and R907.6
4.3	1504.2	Table 1504.1.1	Table 1504.1.1	Table 1507.2.7.1 (1)	Table 1507.2.7.1 (1)
4.3	1507.2.6	1507.2.6	1507.2.7	1507.2.7	1507.2.7
ESR-1389	2021 IRC	2018 IRC	2015 IRC	2012 IRC	2009 IRC
3.6	R905.1.1 and Table R905.1.1(1)	R905.1.1 and Table R905.1.1(1)	R905.1.1 and Table R905.1.1(1)	R905.2.3	R905.2.3
3.6	R905.2.7	R905.2.7	R905.2.7	R905.2.7.1	R905.2.7.1
4.1.1	R905.2	R905.2	R905.2	R905.2	R905.2
4.1.1	R905.1.1, Tables R905.1.1(2) and R905.1.1(3), and R905.2.3	R905.1.1, Tables R905.1.1(2) and R905.1.1(3), and R905.2.3	R905.1.1, Tables R905.1.1(2) and R905.1.1(3), and R905.2.3	R905.2.7	R905.2.7
4.1.3	Table R905.2.8.2	Table R905.2.8.2	Table R905.2.8.2	Table R905.2.8.2	Table R905.2.8.2
4.1.3	R903.2 and R905.2.8	R903.2 and R905.2.8	R903.2 and R905.2.8	R903.2 and R905.2.8	R903.2 and R905.2.8
4.2	R908	R908	R908	R907	R907
4.2	R908.5 and R908.6	R908.5 and R908.6	R908.5 and R908.6	R907.5 and R907.6	R907.5 and R907.6
4.3	Table R905.2.4.1	Table R905.2.4.1	Table R905.2.4.1	Table R905.2.4.1 (1)	Table R905.2.4.1 (1)
4.3	R905.2.6	R905.2.6	R905.2.6	R905.2.6	R905.2.6

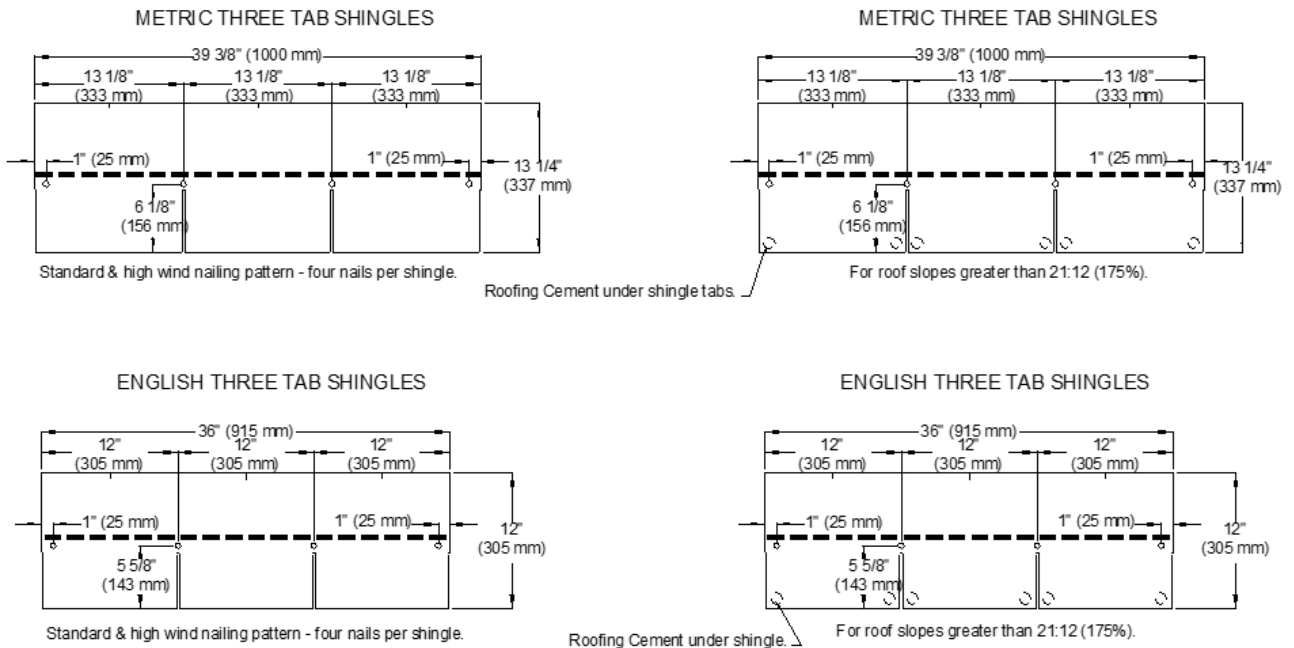


FIGURE 1—SHINGLE PROFILES AND FASTENER PATTERNS

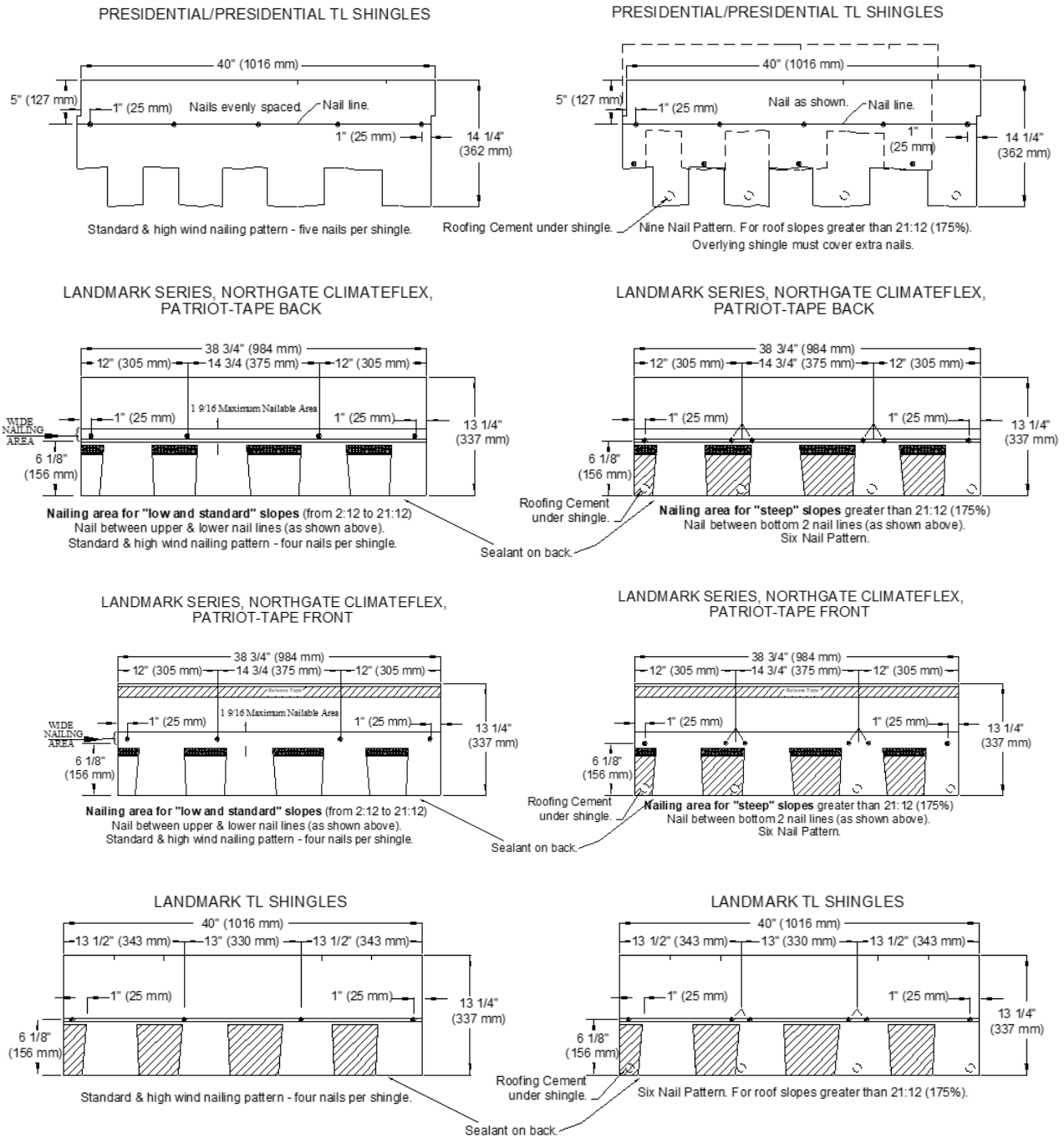


FIGURE 1—SHINGLE PROFILES AND FASTENER PATTERNS (Continued)

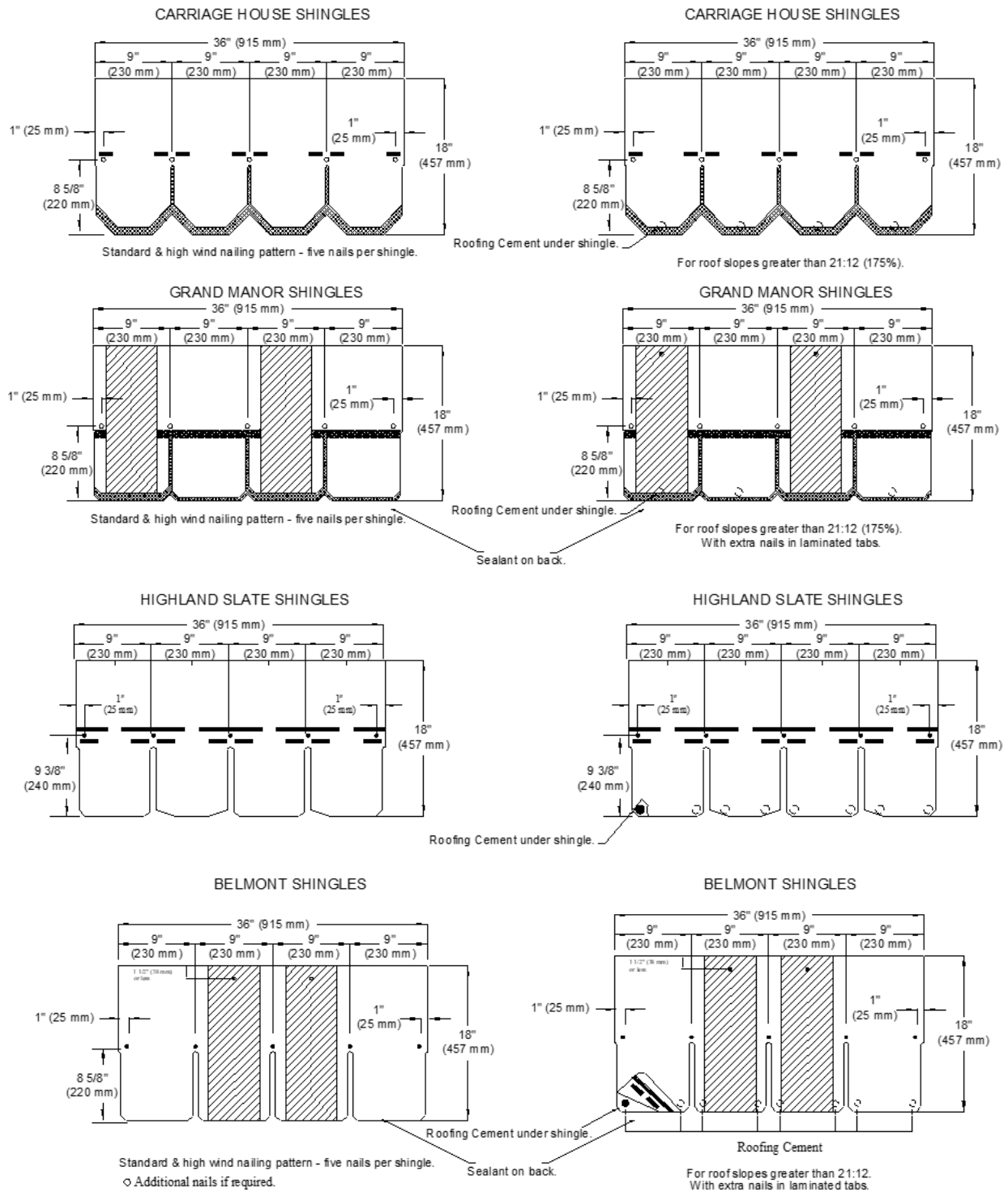
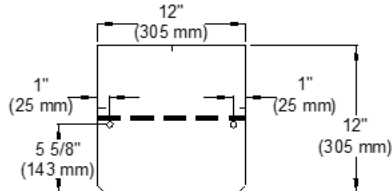


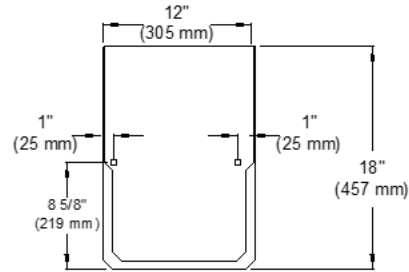
FIGURE 1—SHINGLE PROFILES AND FASTENER PATTERNS (Continued)

ENGLISH
SHADOW RIDGE
& SHADOW RIDGE CLIMATEFLEX
SHINGLES



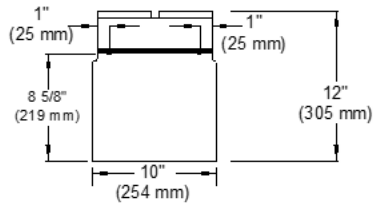
Nailing pattern all applications - two nails per shingle.

SHINGLE RIDGE SHINGLES



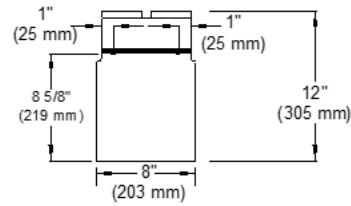
Nailing pattern all applications - two nails per shingle.

10"
MOUNTAIN RIDGE SHINGLES



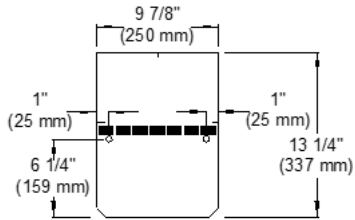
Nailing pattern all applications - two nails per shingle.

8"
MOUNTAIN RIDGE SHINGLES



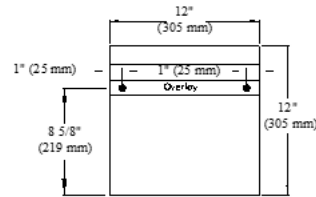
Nailing pattern all applications - two nails per shingle.

METRIC
SHADOW RIDGE &
SHADOW RIDGE CLIMATEFLEX 4 PC
SHINGLES




Nailing pattern all applications - two nails per shingle.

CEDAR CREST SHINGLES



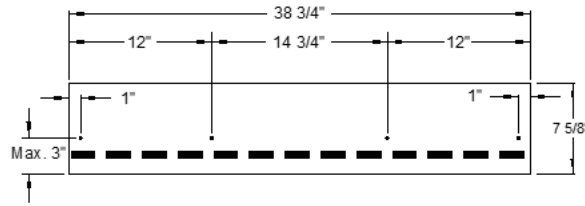
Nailing pattern all applications - two nails per shingle.

FIGURE 1—SHINGLE PROFILES AND FASTENER PATTERNS (Continued)



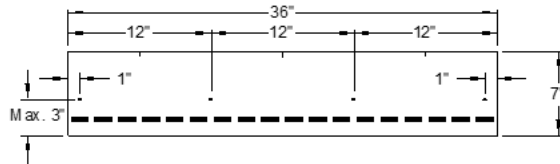
Standard nailing pattern for all slopes from 2/12 (16.7%) up to and exceeding 21/12 (175%) & for high wind application.

SWIFTSTART SHINGLES



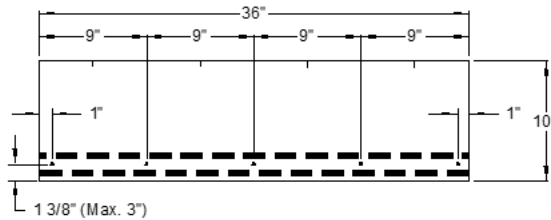
Standard nailing pattern for all slopes from 2/12 (16.7%) up to and exceeding 21/12 (175%) & for high wind application.

UNIVERSAL STARTER SHINGLES



Standard nailing pattern for all slopes from 2/12 (16.7%) up to and exceeding 21/12 (175%) & for high wind application.

HIGH-PERFORMANCE STARTER SHINGLES



Standard nailing pattern for all slopes from 2/12 (16.7%) up to and exceeding 21/12 (175%) & for high wind application.

FIGURE 1—SHINGLE PROFILES AND FASTENER PATTERNS (Continued)

DIVISION: 07 00 00—THERMAL AND MOISTURE PROTECTION
Section: 07 31 13—Asphalt Shingles

REPORT HOLDER:

CERTAINTEED LLC

EVALUATION SUBJECT:

CERTAINTEED ASPHALT SHINGLES

1.0 REPORT PURPOSE AND SCOPE

Purpose:

The purpose of this evaluation report supplement is to indicate that CertainTeed asphalt shingles, described in ICC-ES evaluation report [ESR-1389](#), have also been evaluated for compliance with the codes noted below.

Applicable code editions:

- 2022 California Building Code (CBC)

For evaluation of applicable chapters adopted by the California Office of Statewide Health Planning and Development (OSHPD) AKA: California Department of Health Care Access and Information (HCAI) and the Division of State Architect (DSA), see Sections 2.1.1 and 2.1.2 below.

- 2022 California Residential Code (CRC)

2.0 CONCLUSIONS

2.1 CBC:

The CertainTeed asphalt shingles, described in Sections 2.0 through 7.0 of the evaluation report [ESR-1389](#), comply with CBC Sections 1505.1 and 1507.2, and may be used where the CBC requires a Class A roof covering complying with CBC Section 1505.1.1 or at least a Class C roof covering complying with CBC Section 1505.1.2, provided the design and installation are in accordance with the 2021 *International Building Code*® (IBC) provisions noted in the evaluation report and the additional requirements of CBC Section 1511, as applicable.

The classified Class A roof covering may be used in the construction of new buildings located in any Fire Hazard Severity Zone within a State Responsibility Areas or any Wildland-Urban Interface Fire Area, provided installation is in accordance with the 2021 *International Building Code*® (IBC) provisions, as applicable, noted in the evaluation report and the additional requirements of Section 701A.3 and 705A of the CBC.

2.1.1 OSHPD:

The applicable OSHPD Sections and Chapters of the CBC are beyond the scope of this supplement.

2.1.2 DSA:

The applicable DSA Sections and Chapters of the CBC are beyond the scope of this supplement.

2.2 CRC:

The CertainTeed asphalt shingles, described in Sections 2.0 through 7.0 of the evaluation report [ESR-1389](#), comply with CRC Sections R902.1 and R905.2, and may be used where the CRC requires a Class A roof covering complying with CRC Section R902.1.1 or at least a Class C roof covering complying with CRC Section R902.1.2, provided the design and installation are in accordance with the 2021 *International Residential Code*® (IRC) provisions noted in the evaluation report and the additional requirements of CRC Section R908, as applicable.

The classified Class A roof covering may be used in the construction of new buildings located in any Fire Hazard Severity Zone within a State Responsibility Areas or any Wildland-Urban Interface Fire Area, provided installation is in accordance with the 2021 *International Residential Code*® (IRC) provisions, as applicable, noted in the evaluation report and the additional requirements of Section R337.1.3 and R337.5 of the CRC.

The products included in this supplement have not been evaluated for compliance with the *International Wildland-Urban Interface Code*®.

This supplement expires concurrently with the evaluation report, reissued January 2026.