



DEPARTMENT OF REGULATORY AND ECONOMIC RESOURCES (RER)
BOARD AND CODE ADMINISTRATION DIVISION
NOTICE OF ACCEPTANCE (NOA)

MIAMI-DADE COUNTY
PRODUCT CONTROL SECTION
11805 SW 26 Street, Room 208
Miami, Florida 33175-2474
T (786) 315-2590 F (786) 315-2599
www.miamidade.gov/economy

CertainTeed LLC
20 Moores Road
Malvern, PA 19355

SCOPE:

This NOA is being issued under the applicable rules and regulations governing the use of construction materials. The documentation submitted has been reviewed and accepted by Miami-Dade County RER -Product Control Section to be used in Miami Dade-County and other areas where allowed by the Authority Having Jurisdiction (AHJ).

This NOA shall not be valid after the expiration date stated below. The Miami-Dade County Product Control Section (in Miami-Dade County) and/or the AHJ (in areas other than Miami-Dade County) reserve the right to have this product or material tested for quality assurance purposes. If this product or material fails to perform in the accepted manner, the manufacturer will incur the expense of such testing and the AHJ may immediately revoke, modify, or suspend the use of such product or material within their jurisdiction. RER reserves the right to revoke this acceptance, if it is determined by Miami-Dade County Product Control Section that this product or material fails to meet the requirements of the applicable building code.

This product is approved as described herein, and has been designed to comply with the Florida Building Code including the High Velocity Hurricane Zone of the Florida Building Code.

DESCRIPTION: CertainTeed Ridge Vent - 12" Unfiltered

LABELING: Each unit shall bear a permanent label with the manufacturer's name or logo, city, state and following statement: "Miami-Dade County Product Control Approved", unless otherwise noted herein.

RENEWAL of this NOA shall be considered after a renewal application has been filed and there has been no change in the applicable building code negatively affecting the performance of this product.

TERMINATION of this NOA will occur after the expiration date or if there has been a revision or change in the materials, use, and/or manufacture of the product or process. Misuse of this NOA as an endorsement of any product, for sales, advertising or any other purposes shall automatically terminate this NOA. Failure to comply with any section of this NOA shall be cause for termination and removal of NOA.

ADVERTISEMENT: The NOA number preceded by the words Miami-Dade County, Florida, and followed by the expiration date may be displayed in advertising literature. If any portion of the NOA is displayed, then it shall be done in its entirety.

INSPECTION: A copy of this entire NOA shall be provided to the user by the manufacturer or its distributors and shall be available for inspection at the job site at the request of the Building Official.

This NOA renews NOA# 20-0723.40 and consists of pages 1 through 4.
The submitted documentation was reviewed by Alex Tigera.

09/19/24



NOA No.: 23-1121.04
Expiration Date: 09/23/29
Approval Date: 09/19/24
Page 1 of 4

ROOFING COMPONENT APPROVAL

Category: Roofing
Sub-Category: Ventilation
Material: Plastic
Minimum Slope: 3:12

TRADE NAMES OF PRODUCTS MANUFACTURED OR LABELED BY APPLICANT

<u>Product</u>	<u>Dimensions</u>	<u>Test Specifications</u>	<u>Product Description</u>
CertainTeed Ridge Vent - 12" Unfiltered	Length: 48" Width: 13.8" Height: 7/8"	TAS 100(A)	Polypropylene plastic low profile ridge vent with an integral end plug for installation in asphaltic shingle roof systems.

MANUFACTURING LOCATION

1. Orrick, MO

EVIDENCE SUBMITTED

<u>Test Agency</u>	<u>Test Identifier</u>	<u>Test Name/Report</u>	<u>Date</u>
PRI Construction Materials Technologies	123T0018	ASTM D 635	08/29/24
	123T0018	ASTM D 1929	08/29/24
	123T0018	ASTM D 2843	08/29/24
	123T0010	TAS 100(A)	10/04/23



APPROVED APPLICATION

- Trade name:** CertainTeed Ridge Vent - 12" Unfiltered
- System Type A:** Mechanical attachment of ridge vent over composite shingles.
- Cutout:** Cut a 1 ½" slot along the apex of the roof by cutting ¾" on each side of the ridge. The slot shall terminate approximately 6" from each rake edge.
- Installation:** Center the vent over the slot. Install ridge vent using corrosion resistant roofing nails of 0.120" shaft diameter x 0.320" head diameter x 3" long and of sufficient length to penetrate through the wood sheathing a minimum 3/16". Place the nails in each preformed nail boss, two at each end, 15" from each end, and the center of each vent section.
- Install pre-manufactured or field cut ridge shingles over the ridge vent in compliance with the shingle manufacturer's current approved Notice of Acceptance, and the shingle and ridge vent's installation instructions. Nails shall be of sufficient length to penetrate through the sheathing a minimum 3/16".
- Ventilation Calculations:** Refer to manufacturer's published literature
- Minimum Slope:** 3:12


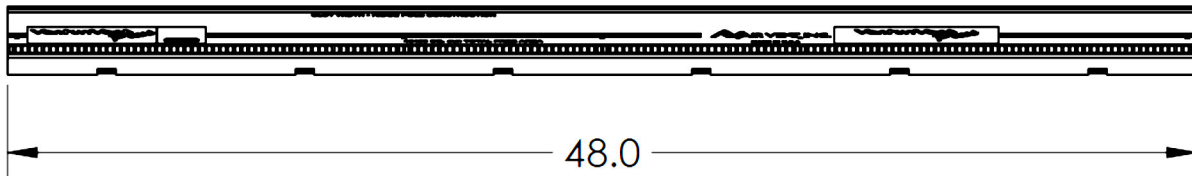
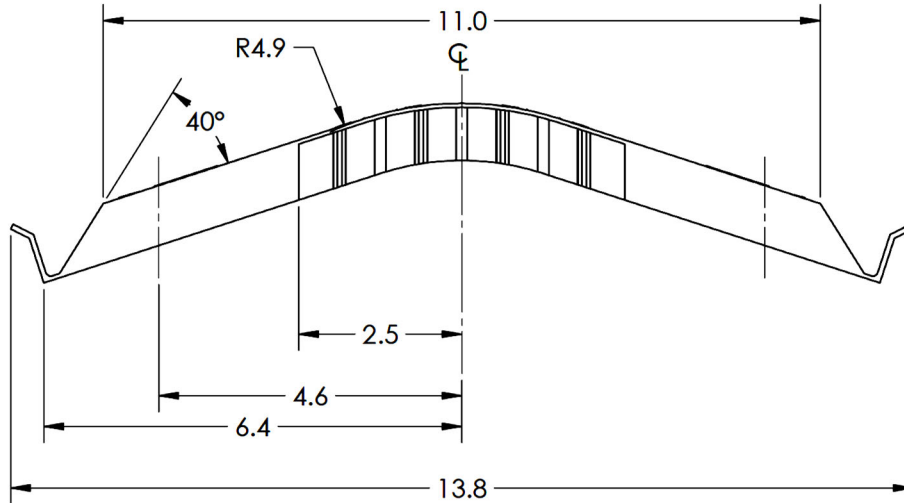
LIMITATIONS:

1. Refer to applicable building codes for required ventilation.
2. CertainTeed LLC Ridge Vent shall not be installed on roof mean heights greater than 33 feet.
3. All products listed herein shall have a quality assurance audit in accordance with the Florida Building Code and Rule 61G20-3 of the Florida Administrative Code.
4. All plastic ridge vent manufacturers shall have an unannounced follow-up quality control program from an approved listing agency. Follow-up test results shall be made available to the Miami-Dade Product Control Office upon request.
5. All approved products listed herein shall be labeled and shall bear the imprint or identifiable marking of the manufacturer's name or logo, city and state of manufacturing facility, and following statement: "Miami-Dade County Product Control Approved" or the Miami-Dade County Product Control Seal as shown below.



DETAIL DRAWINGS

CERTAINTEED RIDGE VENT - 12" UNFILTERED



END OF THIS ACCEPTANCE

