



Southwest Airlines | Photo: © Shands Photographics

Unleash your imagination with these large-format, perforated gypsum boards.

FEATURES AND BENEFITS

- Adaptable acoustics and design possibilities to surpass your imagination
- Available in three perforation patterns for screw attachment to walls and ceilings
- Can be curved to a min. 10-ft radius (dry bend) and min. 5-ft radius (wet bend)
- Smooth, paintable surface simplifies installation and maintenance, ensuring long, sustainable life
- Tapered edges on long sides only for easy finishing
- Proprietary Saint-Gobain formaldehyde scavenging performance (inherent to all Gyptone products)

ATTRIBUTES



RECYCLED
CONTENT



EMISSION
COMPLIANT
CERTIFIED

LEED® v4

RECYCLED CONTENT

up to 85%

- ✓ MR: PBT Source Reduction (Healthcare)
- ✓ EQ: Acoustic Performance
- ✓ EQ: Prereq. Min. Acoustic Performance (Schools)
- ✓ EQ: Low-Emitting Materials
- ✓ MR: Material Ingredients (HPDs)
- ✓ MR: Sourcing Raw Materials
- ✓ MR: Environmental Product Declarations (EPDs)

LEED® is a registered trademark of the U.S. Green Building Council.

CERTIFICATIONS & PRODUCT DECLARATIONS




EPD AVAILABLE



HPD AVAILABLE

GYPTONE® BIG™ CURVE



Line 6

Sixto 63




Quattro 41

GYPTONE® BIG™ CURVE	DIMENSIONS MM (~IN.)	NRC	CAC	HOLE SIZE (MM)	PERFORATED AREA	RECYCLED CONTENT	MIN PIECES/ PALLET	SQ. M (FT.)/ PIECE	MIN WEIGHT/ PALLET (LBS.)
LINE 6									
5200809688	1200 x 2400 x 6.5 (=47.2 x 94.5 x 1/4)	Ceiling: 0.60* Wall: 0.65†	—	6 x 80	13%	85%	1	3 (≈31)	35
QUATTRO 41									
5200609695	1200 x 2400 x 6.5 (=47.2 x 94.5 x 1/4)	Ceiling: 0.70* Wall: 0.80†	—	12	16%	85%	1	3 (≈31)	35
SIXTO 63									
5200609700	1200 x 2400 x 6.5 (=47.2 x 94.5 x 1/4)	Ceiling: 0.65* Wall: 0.70†	—	12	15%	85%	1	3 (≈31)	35

*NRC value when used with CertainTeed Sustainable Insulation in unfaced 2-1/2" (R-8) as an overlay above the installed panel.

†NRC value when used with CertainTeed Sustainable Insulation in unfaced 2-1/2" (R-8) in wall cavity

ACCESSORIES

GYPTONE BIG CURVE ACCESSORIES	PRODUCT NAME	PIECES/ CARTON	USE	
	5200412213	C-Channel	12	For use in framing the perimeter of the wall structure in a Gyptone BIG or Gyptone BIG Curve wall application
	5200412216	Z-Channel	12	For use in framing horizontally across the wall structure in a Gyptone BIG or Gyptone BIG Curve wall application
	5200609148	QSC 25 Screw	1000	For use when attaching Gyptone BIG Curve to metal framing in perforated area

PHYSICAL DATA

MATERIAL

Gypsum

ASTM E1264 CLASSIFICATION

Type XX, Pattern A G

FIRE CLASS

All are Class A per ASTM E84 & CAN S102

Flame Spread: 25 or less

Smoke Developed: 50 or less

VOC EMISSIONS

Independently certified compliant with

California Department of Public Health

CDPH/EHLB/Standard Method

Version 1.2, 2017.



CertainTeed ARCHITECTURAL

METAL • WOOD • FELT • FIBERGLASS & MINERAL FIBER • GYPSUM • SUSPENSION & INTEGRATED SYSTEMS

20 Moores Road, Malvern, PA 19355 800-233-8990 certainteed.com/architectural