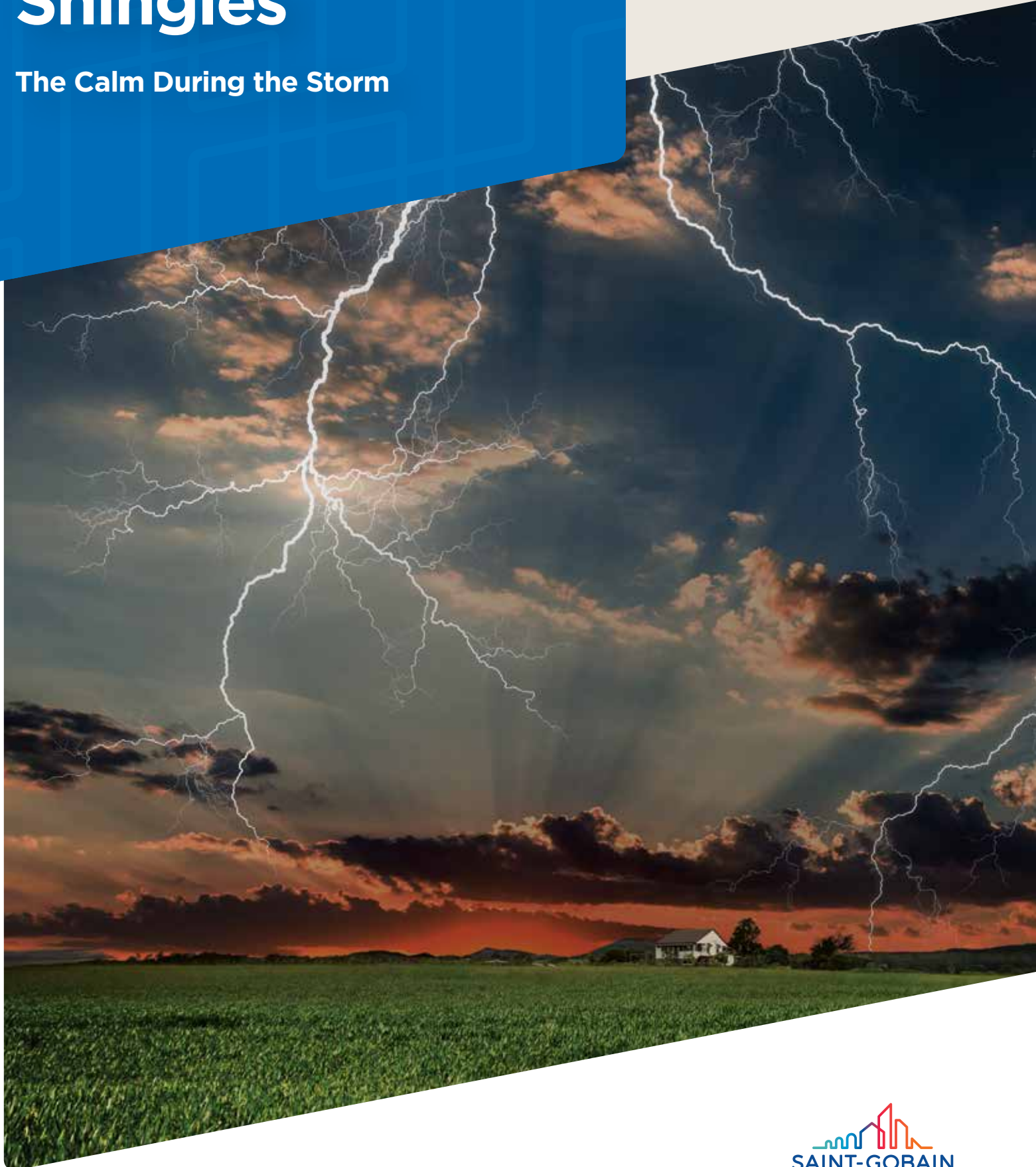


Impact Resistant Shingles

The Calm During the Storm

 certainteed
SAINT-GOBAIN




SAINT-GOBAIN

Roofing that outperforms Mother Nature


In 1996 the Institute of Business and Home Safety (IBHS) and the Underwriter's Laboratory (UL) developed the UL 2218 classification, a national standard for roof impact resistance by rating materials from Class 1 through 4, based on their resistance to the steel ball simulation test. A Class 4 rating is the toughest.

Presidential Shake IR, shown in Autumn Blend

Rating	Description
1	Sample did not crack when hit twice in the same spot by a steel ball 1.25 inches in diameter.
2	Sample did not crack when hit twice in the same spot by a steel ball 1.50 inches in diameter.
3	Sample did not crack when hit twice in the same spot by a steel ball 1.75 inches in diameter.
4	Sample did not crack when hit twice in the same spot by a steel ball 2.00 inches in diameter.


ClimateFlex[®]
All-Weather Application

Outstanding durability. Featuring the latest advances in polymer science, CertainTeed's **ClimateFlex** technology works at a molecular level to make shingles strong and pliable. The rubber-like qualities of the **ClimateFlex** asphalt formula provides each shingle with improved hail resistance, cold-weather flexibility, and granule adhesion.




POLYMER-BLENDED ASPHALT

Deeper-embedded granules with greater adhesion vs. standard asphalt, helping prevent UV damage




ENHANCED PROTECTION

Highest industry-rated impact protection against hail & other weather-related impacts



EXTREME ENDURANCE

Allows for easier cold-weather installation and greater weathering endurance than standard asphalt shingles



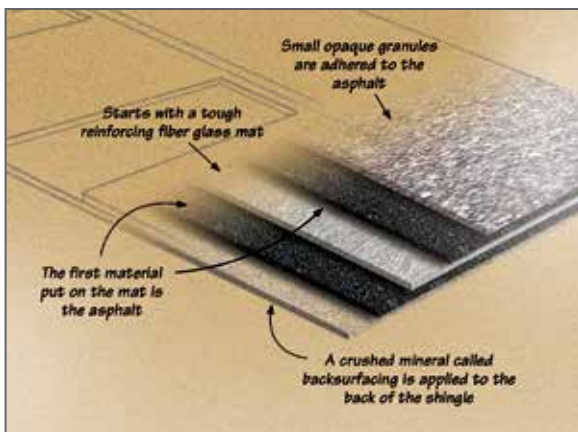
INVESTING IN THE LONG-TERM

Enhanced leak protection and peace of mind with a Lifetime Limited Warranty, which may qualify your home for insurance discounts

Wind. Rain. Sleet. Heat.

CertainTeed's line of impact resistant products ensure peace of mind—and solid protection—even during the harshest conditions.

Built from the industry's toughest materials, our impact resistant shingles defend against updrafts, crosswinds and all manner of gusty, blustery weather.



As hail is propelled onto a non-impact resistant shingle, it knocks off granules of the shingle's outer layer—exposing it to UV damage that can degrade the roof and make it vulnerable to leaks.



When severe weather hits, don't leave the safety of your home up in the air.

Be prepared. Be Certain.

Unrelenting protection... that's proven

Our impact resistant shingles are tough. And we've got the evidence to prove it.

Each shingle in our line is made from materials that have achieved the highest impact resistance rating—Class 4—during testing performed with steel balls simulating 90-mph hailstones of varying sizes.

Class 4 UL 2218 Impact Test

The UL test drops a steel ball from 20 ft. to see if the material will crack.

On a standard shingle cracks and ruptures will appear.

On a Class 4 rated shingle, no evidence of cracking or tearing is present.

- The test evaluates the effect of impact from the steel ball at locations on the assembly selected to be most vulnerable, including the edges, corners, unsupported sections and joints.
- Steel balls are dropped from heights of 12 feet for a 1.25-inch ball, to 20 feet for a 2-inch ball, simulating the impact energy of free-falling hailstones. Our impact resistant shingles remained intact, even when struck by the 2-inch steel ball.
- To meet the acceptance criteria of UL 2218, the roof covering material exposed surface, back surface and underneath layers must show no evidence of tearing, fracturing, cracking, splitting, rupture, crazing or other evidence of opening of the roof covering layer.

A strong roof. A stylish home.

IMPACT RESISTANT shingles will give you both.

Our shingles achieve the highest impact resistance rating available—all while maintaining the beauty and curb appeal you expect from CertainTeed



HAVING A ROOF THAT'S EXTRA STRONG SHOULDN'T MEAN COMPROMISING ON STYLE.

That's why we give you choices to suit your needs and tastes — even when it comes to impact resistant shingles.

Each of the options below has an added fiberglass backing. It's there to provide an enhanced level of impact resistant protection over and above the high durability these popular, strong shingles already possess. Each of these shingles has proven it can stand up to the force of a two-inch steel ball dropped from twenty feet without cracking.

SPECIFICATIONS & WARRANTY

- Impact resistant:
UL 2218 Class 4 rating
(Grand Manor®, Belmont® IR, Carriage House®, Presidential Shake® IR, NorthGate® **ClimateFlex**, Landmark® **ClimateFlex**)
- Impact resistant:
UL 2218 Class 3 rating
(Belmont®, Presidential Shake® TL, Presidential Shake®, Landmark® PRO)
- Fiberglass-based construction
- UL Class A fire resistance
- UL Certified to meet ASTM D3462
- Conforms to CSA Standard A123.5-98
- Lifetime limited transferable warranties against manufacturing defects*



- 50-year limited transferable warranty – group-owned or commercial*
- 10-year SureStart™ protection**
- 30-year **StreakFighter**® algae-resistance warranty (Grand Manor®, Belmont®, Belmont® IR, Carriage House®, Presidential Shake® IR, NorthGate® **ClimateFlex**, Landmark® PRO)
- 25-year **StreakFighter**® algae-resistance warranty (Landmark® **ClimateFlex**)
- 15-year, 110 mph wind warranty with upgrade to 130 mph. CertainTeed starter and CertainTeed hip and ridge required

*For U.S. building code compliance, see product specification sheets.
See actual warranty for specific details and limitations.

GRAND MANOR®



Colonial Slate



Gatehouse Slate



Stonegate Gray



Weathered Wood



Chestnut

NEW



Sherwood Forest



Georgian Brick

Composed of two full-size, fiberglass-based shingles with randomly applied tabs. Featuring the Authentic depth and dimension of natural slate.



Scan code for more information

Product and color availability varies by region.

BELMONT[®]




Scan code for
more information

Composed of a base shingle with multi-positioned tabs on the top, this shingle gives an authentic, natural slate look with true depth and dimension.

Product only available in select areas.

CARRIAGE HOUSE®



Composed of two full-size, fiberglass-based shingles. Featuring a unique chamfered cut for scalloped appearance.



Scan code for more information

Product and color availability varies by region.

PRESIDENTIAL SHAKE® IR







The sculpted edges and staggered design combine to give your roof the charm and beauty of authentic wood shakes. Presidential Shake IR, made of two laminated layers of the industry's most durable materials, was the first of its kind. No other shingle replicates the look of real wood shakes quite so stunningly.



Scan code for more information

Product and color availability varies by region.

PRESIDENTIAL SHAKE® TL





The sculpted edges and staggered design combine to give your roof the charm and beauty of authentic wood shakes. Presidential Shake TL, made of three laminated layers of the industry's most durable materials, was the first of its kind. No other shingle replicates the look of real wood shakes quite so stunningly.



Scan code for more information

Product and color availability varies by region.

PRESIDENTIAL SHAKE®



The sculpted edges and staggered design combine to give your roof the charm and beauty of authentic wood shakes. Presidential Shake, made of two laminated layers of the industry's most durable materials, was the first of its kind. No other shingle replicates the look of real wood shakes quite so stunningly.



Scan code for more information

Product and color availability varies by region.

LANDMARK[®] PRO



Landmark PRO offers two-piece laminated fiberglass-based construction with classic shades and dimensional appearance of natural wood or slate. CertainTeed backs this shingle with the most comprehensive and valued warranty in the industry.




Scan code for more information


Landmark PRO comes in a wide variety of colors, not all shown.

Product and color availability varies by region.

NORTHGATE® ClimateFlex®



NEW



Scan code for more information

NorthGate ClimateFlex offers the protective resilience of polymer-modified asphalt plus the curb appeal of designer roofing with depth and dimension. CertainTeed backs this shingle with the most comprehensive and valued warranty in the industry.

Product and color availability varies by region.

LANDMARK® ClimateFlex®



Landmark ClimateFlex gives your home the protective resilience of polymer-modified asphalt with classic shades and dimensional appearance of natural roofing materials. High durability with designer looks, backed by CertainTeed's manufacturer warranty—the most comprehensive and valued warranty in the industry.



Scan code for more information

Product and color availability varies by region.

Add the right accessories and ensure full protection

To cap off hips and ridges on roofs with Landmark **ClimateFlex**[®] or NorthGate **ClimateFlex**[®], use Mountain Ridge, a UL 2218 Class 4 impact resistant accessory product or Shadow Ridge[®] **ClimateFlex**[®]. Product availability varies by region.



The ColorView[®] Visualizer: Design your Dream Home with the Click of a Mouse

CertainTeed created the ColorView tool to help homeowners bring their creative vision to reality.



Just look through a photo library of homes to choose one that looks most like your own. Then click on the roof to easily switch designs and see what CertainTeed product looks best. You can choose from hundreds of different roofing design and color combinations, and even add roof accents in different colors. All before anyone raises a hammer.

Want to visualize different roofing styles on your own home? You can upload photos to ColorView and have them digitally masked by one of our design professionals, or use DIY mode to upload and mask your own photos.

Plus, you can print or share your ColorView photos with family and friends to get their feedback. Visit colorview.certainteed.com and get started.



Color Companion Products for Low-slope Roof Areas



Consider using Flintlastic SA roofing systems on low-sloped roof pitches, such as porches and carports. Flintlastic SA Cap sheets are available in colors to complement your CertainTeed shingle roof.

A variety of 2-ply and 3-ply Flintlastic SA systems are available which pass UL 2218 Class 4 Impact Resistance requirements. CertainTeed's Commercial Roofing Technical Department is available to help your roofing contractor select the system that is best for you. They may be reached at 800-396-8134.



Enjoy the extra confidence of SureStart™ protection



Your warranty is strong on its own. But you also get the added confidence of SureStart protection. That simply means if any problem due to a manufacturing defect occurs during the SureStart period, call us. Upon inspection, we'll cover labor and material replacement costs at 100%.

Lifetime limited transferable warranties, including 10-year SureStart™ protection, are applicable only in the United States, its territories and Canada; for products sold outside these areas, please refer to the International Warranty for specific details and limitations.

Some insurance companies offer premium discounts for the use of UL 2218 Class 4 products; check with your agent to see if you are entitled to a discount.

NOTE: Due to limitations of printing reproduction, CertainTeed can not guarantee the identical match of the actual product color to the graphic representations throughout this publication.



Integrity Roof System™

A COMPLETE APPROACH TO LONG LASTING BEAUTY AND PERFORMANCE



With as much care as you take in selecting the right contractor, choosing the right roof system is equally as important. A CertainTeed Integrity Roof System combines key elements that help ensure you have a well-built roof for long-lasting performance.

It all starts with CertainTeed's broad line of shingles, featuring brilliant color blends, dramatic styles and shadow lines, and the strongest warranties in the industry. The right shingle can mean the difference between an average, everyday look or a beautiful roof that's the talk of the neighborhood.

Shingles are just the beginning - to keep your new roof performing and looking great for years to come it takes a complete CertainTeed Integrity Roof System approach.

1. Waterproofing Underlayment

The first step in your defense against the elements. Self-adhering underlayment is installed at vulnerable areas of your roof to help prevent leaks from wind-driven rain and ice dams.

2. Water-Resistant Underlayment

Provides a protective layer over the roof deck and acts as a secondary barrier against leaks.

3. Starter Shingles

Starter Shingles are the first course of shingles that are installed and designed to work in tandem with the roof shingles above for optimal shingle sealing and performance.

4. Shingles

Choose from a variety of Good-Better-Best styles to complement any roof design and fit your budget.

5. Ventilation

A roof that breathes is shown to perform better and last longer. Ridge Vents, in combination with Intake Vents, allow air to flow on the underside of your roof deck, keeping the attic cooler in the summer and drier in the winter.

6. Hip & Ridge Caps

Available in numerous profiles, these accessories are used on the roof's hip and ridge lines for a distinctive finishing touch to your new roof.



Read
our blog

learn more at:

certainteed.com/roofing



CertainTeed

Ceilings • Gypsum • Insulation • Roofing • Siding • Trim

20 Moores Road, Malvern, PA 19355 | 800-233-8990 | certainteed.com

©03/24 CertainTeed, Printed in the USA, Code No.00-00-526-NA-EN