



Restoration Millwork®

Exterior Trim

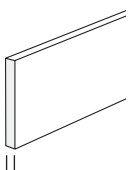
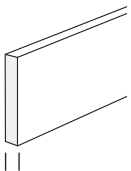
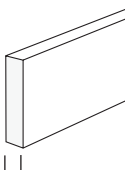
Product Catalog
2025



TABLE OF CONTENTS

| | |
|---------------------------------------|----|
| Trimboards | 4 |
| Fiber Cement Skirtboards | 6 |
| Trimboards with Cut-Outs | 7 |
| Fascia | 7 |
| One-piece Corners | 8 |
| Column Wraps | 9 |
| Sheets | 10 |
| Beadboard Reversible Panels | 11 |
| Beadboard Non-Reversible Panels | 11 |
| WP4/Nickel Gap Reversible Panel | 11 |
| Profiles | 12 |
| Hidden Fastening System | 15 |

Trimboards

| Smooth/Smooth, Natural White | | | | FULL UNIT | | | HALF UNIT | | |
|---|---------------------------|-------------------------------|---------------|-----------|---------|----------------------|-----------|---------|----------------------|
| | Nominal | Actual | Order Number* | PCS/UNIT | LF/UNIT | Weight** lbs/UNIT | PCS/UNIT | LF/UNIT | Weight** lbs/UNIT |
|  | 5/8 in. x 6 in. x 18 ft. | 5/8 in. x 5-1/2 in. x 18 ft. | 11040618005F | 160 | 2,880 | 2,791 | — | — | — |
| | 5/8 in. x 10 in. x 18 ft. | 5/8 in. x 9-1/4 in. x 18 ft. | 11041018005F | 100 | 1,800 | 2,925 | — | — | — |
|  | 1 in. x 3 in. x 18 ft. | 3/4 in. x 2-1/2 in. x 18 ft. | 11050318005F | 288 | 5,184 | 2,728 | — | — | — |
| | 1 in. x 4 in. x 18 ft. | 3/4 in. x 3-1/2 in. x 18 ft. | 11050418005 | 260 | 4,680 | 3,531 | 104 | 1,872 | 1,538 |
| | 1 in. x 5 in. x 18 ft. | 3/4 in. x 4-1/2 in. x 18 ft. | 11050518005F | 200 | 3,600 | 3,494 | — | — | — |
| | 1 in. x 6 in. x 18 ft. | 3/4 in. x 5-1/2 in. x 18 ft. | 11050618005 | 160 | 2,880 | 3,425 | 64 | 1,152 | 1,656 |
| | 1 in. x 8 in. x 18 ft. | 3/4 in. x 7-1/4 in. x 18 ft. | 11050818005 | 108 | 1,944 | 3,101 | 48 | 864 | 1,655 |
| | 1 in. x 10 in. x 18 ft. | 3/4 in. x 9-1/4 in. x 18 ft. | 11051018005 | 90 | 1,620 | 3,265 | 40 | 720 | 1,737 |
| | 1 in. x 12 in. x 18 ft. | 3/4 in. x 11-1/4 in. x 18 ft. | 11051218005 | 72 | 1,296 | 3,191 | 32 | 576 | 1,700 |
| | 1 in. x 16 in. x 18 ft. | 3/4 in. x 15-1/4 in. x 18 ft. | 11051618005 | 54 | 972 | 3,611 | 24 | 432 | 1,721 |
|  | 5/4 in. x 4 in. x 18 ft. | 1 in. x 3-1/2 in. x 18 ft. | 11060418005 | 208 | 3,744 | 3,863 | 104 | 1,872 | 2,036 |
| | 5/4 in. x 5 in. x 18 ft. | 1 in. x 4-1/2 in. x 18 ft. | 11060518005F | 160 | 2,880 | 3,029 | — | — | — |
| | 5/4 in. x 6 in. x 18 ft. | 1 in. x 5-1/2 in. x 18 ft. | 11060618005 | 128 | 2,304 | 3,659 | 64 | 1,152 | 1,934 |
| | 5/4 in. x 8 in. x 18 ft. | 1 in. x 7-1/4 in. x 18 ft. | 11060818005 | 96 | 1,728 | 3,622 | 48 | 864 | 1,916 |
| | 5/4 in. x 10 in. x 18 ft. | 1 in. x 9-1/4 in. x 18 ft. | 11061018005 | 80 | 1,440 | 3,829 | 40 | 720 | 2,019 |
| | 5/4 in. x 12 in. x 18 ft. | 1 in. x 11-1/4 in. x 18 ft. | 11061218005 | 64 | 1,152 | 3,734 | 32 | 576 | 1,972 |
| | 5/4 in. x 16 in. x 18 ft. | 1 in. x 15-1/4 in. x 18 ft. | 11061618005H | — | — | — | 24 | 432 | 2,041 |

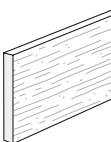
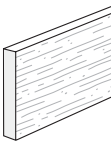
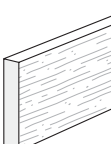
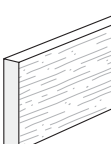
Bending: The ability to bend trimboards and profiles varies greatly based on board thickness and width, profile shape, bend radius, and heat source type. CertainTeed recommends reviewing our installation instructions or using a professional PVC bending resource.

Special Order Program: CertainTeed has the ability to manufacture products in different lengths and widths that are not shown in this Specification Guide. We would be glad to discuss opportunities. Please contact your CertainTeed Territory Manager for product guidelines, minimum quantities and pricing.

*To order full units, add F to the end of the order number. To order a half unit, add H to the end of the order number, where applicable.

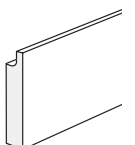
**Weights include pallet.

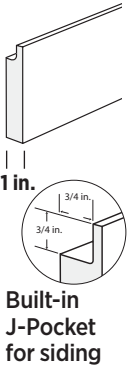
Trimboards

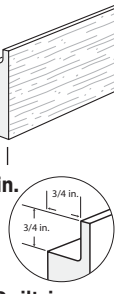
| TrueTexture™ Woodgrain/Smooth, Natural White | | | | FULL UNIT | | | HALF UNIT | | |
|---|---------------------------|-------------------------------|---------------|-----------|---------|-------------------|-----------|---------|-------------------|
| | Nominal | Actual | Order Number* | PCS/UNIT | LF/UNIT | Weight** lbs/UNIT | PCS/UNIT | LF/UNIT | Weight** lbs/UNIT |
|  5/8 in. | 5/8 in. x 6 in. x 18 ft. | 5/8 in. x 5-1/2 in. x 18 ft. | 12040618005F | 160 | 2,880 | 2,791 | — | — | — |
| | 5/8 in. x 8 in. x 18 ft. | 5/8 in. x 7-1/4 in. x 18 ft. | 12040818005F | 120 | 2,160 | 2,765 | — | — | — |
| | 5/8 in. x 10 in. x 18 ft. | 5/8 in. x 9-1/4 in. x 18 ft. | 12041018005F | 100 | 1,800 | 2,925 | — | — | — |
| | 5/8 in. x 12 in. x 18 ft. | 5/8 in. x 11-1/4 in. x 18 ft. | 12041218005F | 80 | 1,440 | 2,851 | — | — | — |
| | 1 in. x 4 in. x 12 ft. | 3/4 in. x 3-1/2 in. x 12 ft. | 12050412005F | 260 | 3,120 | 2,341 | — | — | — |
|  3/4 in. | 1 in. x 6 in. x 12 ft. | 3/4 in. x 5-1/2 in. x 12 ft. | 12050612005F | 160 | 1,920 | 2,268 | — | — | — |
| | 1 in. x 8 in. x 12 ft. | 3/4 in. x 7-1/4 in. x 12 ft. | 12050812005F | 108 | 1,296 | 2,132 | — | — | — |
| | 1 in. x 10 in. x 12 ft. | 3/4 in. x 9-1/4 in. x 12 ft. | 12051012005F | 90 | 1,080 | 2,169 | — | — | — |
| | 1 in. x 12 in. x 12 ft. | 3/4 in. x 11-1/4 in. x 12 ft. | 12051212005F | 72 | 864 | 2,119 | — | — | — |
| | 1 in. x 4 in. x 18 ft. | 3/4 in. x 3-1/2 in. x 18 ft. | 12050418005 | 260 | 4,680 | 3,531 | 104 | 1,872 | 1,538 |
|  1 in. | 1 in. x 5 in. x 18 ft. | 3/4 in. x 4-1/2 in. x 18 ft. | 12050518005F | 200 | 3,600 | 3,535 | — | — | — |
| | 1 in. x 6 in. x 18 ft. | 3/4 in. x 5-1/2 in. x 18 ft. | 12050618005 | 160 | 2,880 | 3,425 | 64 | 1,152 | 1,514 |
| | 1 in. x 8 in. x 18 ft. | 3/4 in. x 7-1/4 in. x 18 ft. | 12050818005 | 108 | 1,944 | 3,101 | 48 | 864 | 1,655 |
| | 1 in. x 10 in. x 18 ft. | 3/4 in. x 9-1/4 in. x 18 ft. | 12051018005 | 90 | 1,620 | 3,265 | 40 | 720 | 1,737 |
| | 1 in. x 12 in. x 18 ft. | 3/4 in. x 11-1/4 in. x 18 ft. | 12051218005 | 72 | 1,296 | 3,191 | 32 | 576 | 1,700 |
| | 1 in. x 16 in. x 18 ft. | 3/4 in. x 15-1/4 in. x 18 ft. | 12051618005 | 54 | 972 | 3,611 | 24 | 432 | 1,721 |
| | 5/4 in. x 4 in. x 12 ft. | 1 in. x 3-1/2 in. x 12 ft. | 12060412005F | 208 | 2,496 | 2,574 | — | — | — |
|  5/4 in. | 5/4 in. x 6 in. x 12 ft. | 1 in. x 5-1/2 in. x 12 ft. | 12060612005F | 128 | 1,536 | 2,439 | — | — | — |
| | 5/4 in. x 8 in. x 12 ft. | 1 in. x 7-1/4 in. x 12 ft. | 12060812005F | 96 | 1,152 | 2,415 | — | — | — |
| | 5/4 in. x 10 in. x 12 ft. | 1 in. x 9-1/4 in. x 12 ft. | 12061012005F | 80 | 960 | 2,553 | — | — | — |
| | 5/4 in. x 12 in. x 12 ft. | 1 in. x 11-1/4 in. x 12 ft. | 12061212005F | 64 | 768 | 2,489 | — | — | — |
| | 5/4 in. x 4 in. x 18 ft. | 1 in. x 3-1/2 in. x 18 ft. | 12060418005 | 208 | 3,744 | 3,861 | 104 | 1,872 | 2,036 |
| | 5/4 in. x 5 in. x 18 ft. | 1 in. x 4-1/2 in. x 18 ft. | 12060518005F | 160 | 2,880 | 3,029 | — | — | — |
| | 5/4 in. x 6 in. x 18 ft. | 1 in. x 5-1/2 in. x 18 ft. | 12060618005 | 128 | 2,304 | 3,659 | 64 | 1,152 | 1,935 |
| | 5/4 in. x 8 in. x 18 ft. | 1 in. x 7-1/4 in. x 18 ft. | 12060818005 | 96 | 1,728 | 3,622 | 48 | 864 | 1,916 |
| | 5/4 in. x 10 in. x 18 ft. | 1 in. x 9-1/4 in. x 18 ft. | 12061018005 | 80 | 1,440 | 3,829 | 40 | 720 | 2,019 |
| | 5/4 in. x 12 in. x 18 ft. | 1 in. x 11-1/4 in. x 18 ft. | 12061218005 | 64 | 1,152 | 3,734 | 32 | 576 | 1,972 |
| | 5/4 in. x 16 in. x 18 ft. | 1 in. x 15-1/4 in. x 18 ft. | 12061618005H | — | — | — | 24 | 432 | 2,041 |

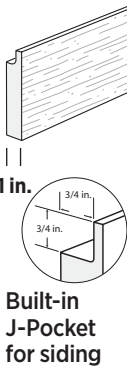
*To order full units, add F to the end of the order number. To order a half unit, add H to the end of the order number, where applicable.
 **Weights include pallet.


Trimboards


| J-Pocket Smooth, Natural White | | | | FULL UNIT | | | HALF UNIT | | |
|--|-----------------------------------|----------------------------|---------------|-----------|---------|-------------------|-----------|---------|-------------------|
|  1 in. | Nominal | Actual | Order Number* | PCS/UNIT | LF/UNIT | Weight** lbs/UNIT | PCS/UNIT | LF/UNIT | Weight** lbs/UNIT |
| | 5/4 in. x 4 in. x 12 ft. J-Pocket | 1 in. x 3-1/2 in. x 12 ft. | 11160412005F | 156 | 1,872 | 1,591 | — | — | — |
| | 5/4 in. x 6 in. x 12 ft. J-Pocket | 1 in. x 5-1/2 in. x 12 ft. | 11160612005F | 96 | 1,152 | 1,344 | — | — | — |
| | 5/4 in. x 4 in. x 18 ft. J-Pocket | 1 in. x 3-1/2 in. x 18 ft. | 11160418005 | 156 | 2,808 | 2,400 | 104 | 1,872 | 1,663 |
| | 5/4 in. x 6 in. x 18 ft. J-Pocket | 1 in. x 5-1/2 in. x 18 ft. | 11160618005 | 96 | 1,728 | 2,028 | 64 | 1,152 | 1,411 |




| J-Pocket TrueTexture™ Woodgrain, Natural White | | | | FULL UNIT | | | HALF UNIT | | |
|---|--------------------------------------|----------------------------|----------------|-----------|---------|-----------------------|-----------|---------|-----------------------|
|  | Nominal | Actual | Order Number * | PCS/UNIT | LF/UNIT | Weight ** lbs/UNIT | PCS/UNIT | LF/UNIT | Weight ** lbs/UNIT |
| | 5/4 in. x 4 in. x 12 ft. J-Pocket | 1 in. x 3-1/2 in. x 12 ft. | 12160412005F | 156 | 1,872 | 1,591 | — | — | — |
| | 5/4 in. x 6 in. x 12 ft. J-Pocket | 1 in. x 5-1/2 in. x 12 ft. | 12160612005F | 96 | 1,152 | 1,344 | — | — | — |
| | 5/4 in. x 4 in. x 18 ft. J-Pocket | 1 in. x 3-1/2 in. x 18 ft. | 12160418005 | 156 | 2,808 | 2,400 | 104 | 1,872 | 1,663 |
| | 5/4 in. x 6 in. x 18 ft. J-Pocket | 1 in. x 5-1/2 in. x 18 ft. | 12160618005 | 96 | 1,728 | 2,028 | 64 | 1,152 | 1,411 |




| InvisiPro+™ Casing Smooth, Natural White | | | | FULL UNIT | | | HALF UNIT | | |
|---|-------------------------|------------------------------|---------------|-----------|---------|----------------------|-----------|---------|----------------------|
|  | Nominal | Actual | Order Number* | PCS/UNIT | LF/UNIT | Weight** lbs/UNIT | PCS/UNIT | LF/UNIT | Weight** lbs/UNIT |
| | 5/4 in. x4 in. x 16 ft. | 1.125 in. x 3.5 in. x 16 ft. | 12260416005F | 162 | 2,592 | 2,365 | — | — | — |



Fiber Cement Skirtboards

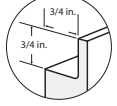
| TrueTexture™ Woodgrain/Smooth, Natural White | | | | FULL UNIT | | |
|---|--------------------------|----------------------------|----------------|-----------|---------|-----------------------|
|  | Nominal | Actual | Order Number * | PCS/UNIT | LF/UNIT | Weight ** lbs/UNIT |
| | 5/4 in. x 6 in. x 12 ft. | 1 in. x 5-1/2 in. x 12 ft. | 12360612005F | 64 | 768 | 879 |
| | 5/4 in. x 8 in. x 12 ft. | 1 in. x 7-1/4 in. x 12 ft. | 12360812005F | 48 | 576 | 1,018 |



*To order full units, add F to the end of the order number. To order a half unit, add H to the end of the order number, where applicable.
 **Weights include pallet.

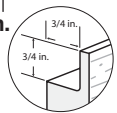
Trimboards with Cut-Outs

| J-Pocket Smooth, Natural White | | | | FULL UNIT | | | HALF UNIT | | |
|--------------------------------|--------------------------|----------------------------|---------------|-----------|---------|----------------------|-----------|---------|----------------------|
| 1-7/8 in. | Nominal | Actual | Order Number* | PCS/UNIT | LF/UNIT | Weight** lbs/UNIT | PCS/UNIT | LF/UNIT | Weight** lbs/UNIT |
| | 5/4 in. x 4 in. x 18 ft. | 1 in. x 3-1/2 in. x 18 ft. | 11165018005 | 156 | 2,808 | 2,556 | 104 | 1,872 | 1,900 |



Built-in J-Pocket for siding and cut-out for Window Flange

| J-Pocket TrueTexture Woodgrain, Natural White | | | | FULL UNIT | | | HALF UNIT | | |
|---|--------------------------------------|----------------------------|---------------|-----------|---------|----------------------|-----------|---------|----------------------|
| 1-7/8 in. | Nominal | Actual | Order Number* | PCS/UNIT | LF/UNIT | Weight** lbs/UNIT | PCS/UNIT | LF/UNIT | Weight** lbs/UNIT |
| | 5/4 in. x 4 in. x 18 ft. J-Pocket | 1 in. x 3-1/2 in. x 18 ft. | 12165018005 | 156 | 2,808 | 2,551 | 104 | 1,872 | 1,900 |



Built-in J-Pocket for siding and cut-out for Window Flange

| Smooth, Natural White | | | | FULL UNIT | | | HALF UNIT | | |
|-----------------------|--------------------------|----------------------------|---------------|-----------|---------|----------------------|-----------|---------|----------------------|
| 1-7/8 in. | Nominal | Actual | Order Number* | PCS/UNIT | LF/UNIT | Weight** lbs/UNIT | PCS/UNIT | LF/UNIT | Weight** lbs/UNIT |
| | 5/4 in. x 4 in. x 18 ft. | 1 in. x 3-1/2 in. x 18 ft. | 11065018005 | 156 | 2,808 | 4,611 | 104 | 1,872 | 2,409 |

| TrueTexture Woodgrain, Natural White | | | | FULL UNIT | | | HALF UNIT | | |
|--------------------------------------|--------------------------|----------------------------|---------------|-----------|---------|----------------------|-----------|---------|----------------------|
| 1-7/8 in. | Nominal | Actual | Order Number* | PCS/UNIT | LF/UNIT | Weight** lbs/UNIT | PCS/UNIT | LF/UNIT | Weight** lbs/UNIT |
| | 5/4 in. x 4 in. x 18 ft. | 1 in. x 3-1/2 in. x 18 ft. | 12065018005 | 156 | 2,808 | 4,611 | 104 | 1,872 | 2,409 |

Fascia


| Smooth, Natural White | | | | FULL UNIT | | |
|-----------------------|---------------------------|------------------------------|--------------|-----------|---------|----------------------|
| 1-7/8 in. | Nominal | Actual | Order Number | PCS/UNIT | LF/UNIT | Weight** lbs/UNIT |
| | 3/4 in. x 8 in. x 18 ft. | 3/4 in. x 7-1/4 in. x 18 ft. | 11430818005F | 36 | 648 | 1,205 |
| | 3/4 in. x 10 in. x 18 ft. | 3/4 in. x 9-1/4 in. x 18 ft. | 11431018005F | 32 | 576 | 1,260 |

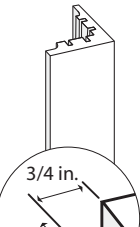
| TrueTexture Woodgrain, Natural White | | | | FULL UNIT | | |
|--------------------------------------|---------------------------|------------------------------|--------------|-----------|---------|----------------------|
| 1-7/8 in. | Nominal | Actual | Order Number | PCS/UNIT | LF/UNIT | Weight** lbs/UNIT |
| | 3/4 in. x 8 in. x 18 ft. | 3/4 in. x 7-1/4 in. x 18 ft. | 13430818005F | 36 | 648 | 1,205 |
| | 3/4 in. x 10 in. x 18 ft. | 3/4 in. x 9-1/4 in. x 18 ft. | 13431018005F | 32 | 576 | 1,260 |

*To order full units, add F to the end of the order number. To order a half unit, add H to the end of the order number, where applicable.

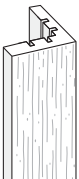
**Weights include pallet.


One-piece Corners

| Smooth, Natural White | | | | FULL UNIT | | | HALF UNIT | | |
|---|----------------------------------|--|---------------|-----------|---------|----------------------|-----------|---------|----------------------|
|  | Nominal | Actual | Order Number* | PCS/UNIT | LF/UNIT | Weight** lbs/UNIT | PCS/UNIT | LF/UNIT | Weight** lbs/UNIT |
| | 5/4 in. x 4 in. x 4 in. x 10 ft. | 1 in. x 3-1/2 in. x 3-1/2 in. x 10 ft. | 31060410005 | 72 | 720 | 1,288 | 36 | 360 | 693 |
| | 5/4 in. x 4 in. x 4 in. x 20 ft. | 1 in. x 3-1/2 in. x 3-1/2 in. x 20 ft. | 31060420005 | 72 | 1,440 | 2,499 | 36 | 720 | 1,422 |
| | 5/4 in. x 6 in. x 6 in. x 10 ft. | 1 in. x 5-1/2 in. x 5-1/2 in. x 10 ft. | 31060610005 | 48 | 480 | 1,370 | 24 | 240 | 734 |
| | 5/4 in. x 6 in. x 6 in. x 20 ft. | 1 in. x 5-1/2 in. x 5-1/2 in. x 20 ft. | 31060620005 | 48 | 960 | 2,772 | 24 | 480 | 1,502 |

| J-Pocket Smooth, Natural White | | | FULL UNIT | | | | HALF UNIT | | |
|---|---|--|---------------|----------|---------|----------------------|-----------|---------|----------------------|
|  | Nominal | Actual | Order Number* | PCS/UNIT | LF/UNIT | Weight** lbs/UNIT | PCS/UNIT | LF/UNIT | Weight** lbs/UNIT |
| | 5/4 in. x 4 in. x 4 in. x 10 ft. J-Pocket | 1 in. x 3-1/2 in. x 3-1/2 in. x 10 ft. | 31160410005 | 72 | 720 | 1,059 | 36 | 360 | 579 |
| | 5/4 in. x 4 in. x 4 in. x 20 ft. J-Pocket | 1 in. x 3-1/2 in. x 3-1/2 in. x 20 ft. | 31160420005 | 72 | 1,440 | 2,095 | 36 | 720 | 1,163 |
| | 5/4 in. x 6 in. x 6 in. x 10 ft. J-Pocket | 1 in. x 5-1/2 in. x 5-1/2 in. x 10 ft. | 31160610005 | 48 | 480 | 1,129 | 24 | 240 | 615 |
| | 5/4 in. x 6 in. x 6 in. x 20 ft. J-Pocket | 1 in. x 5-1/2 in. x 5-1/2 in. x 20 ft. | 31160620005 | 48 | 960 | 2,157 | 24 | 480 | 1,128 |


Built-in J-Pocket for siding

| TrueTexture™ Woodgrain, Natural White | | | FULL UNIT | | | HALF UNIT | | | |
|--|----------------------------------|--|----------------|----------|---------|-----------------------|----------|---------|-----------------------|
| | Nominal | Actual | Order Number * | PCS/UNIT | LF/UNIT | Weight ** lbs/UNIT | PCS/UNIT | LF/UNIT | Weight ** lbs/UNIT |
|  | 5/4 in. x 4 in. x 4 in. x 10 ft. | 1 in. x 3-1/2 in. x 3-1/2 in. x 10 ft. | 33060410005 | 72 | 720 | 1,288 | 36 | 360 | 693 |
| | 5/4 in. x 4 in. x 4 in. x 20 ft. | 1 in. x 3-1/2 in. x 3-1/2 in. x 20 ft. | 33060420005 | 72 | 1,440 | 2,499 | 36 | 720 | 1,365 |
| | 5/4 in. x 6 in. x 6 in. x 10 ft. | 1 in. x 5-1/2 in. x 5-1/2 in. x 10 ft. | 33060610005 | 48 | 480 | 1,370 | 24 | 240 | 734 |
| | 5/4 in. x 6 in. x 6 in. x 20 ft. | 1 in. x 5-1/2 in. x 5-1/2 in. x 20 ft. | 33060620005 | 48 | 960 | 2,772 | 24 | 480 | 1,502 |

| J-Pocket TrueTexture™ Woodgrain, Natural White | | | FULL UNIT | | | HALF UNIT | | | |
|---|---|--|---------------|----------|---------|----------------------|----------|---------|----------------------|
| | Nominal | Actual | Order Number* | PCS/UNIT | LF/UNIT | Weight** lbs/UNIT | PCS/UNIT | LF/UNIT | Weight** lbs/UNIT |
|  | 5/4 in. x 4 in. x 4 in. x 10 ft. J-Pocket | 1 in. x 3-1/2 in. x 3-1/2 in. x 10 ft. | 33160410005 | 72 | 720 | 1,059 | 36 | 360 | 579 |
| | 5/4 in. x 4 in. x 4 in. x 20 ft. J-Pocket | 1 in. x 3-1/2 in. x 3-1/2 in. x 20 ft. | 33160420005 | 72 | 1,440 | 2,095 | 36 | 720 | 1,163 |
| | 5/4 in. x 6 in. x 6 in. x 10 ft. J-Pocket | 1 in. x 5-1/2 in. x 5-1/2 in. x 10 ft. | 33160610005 | 48 | 480 | 1,129 | 24 | 240 | 615 |
| | 5/4 in. x 6 in. x 6 in. x 20 ft. J-Pocket | 1 in. x 5-1/2 in. x 5-1/2 in. x 20 ft. | 33160620005 | 48 | 960 | 2,290 | 24 | 480 | 1,261 |

Built-in J-Pocket for siding

NEW

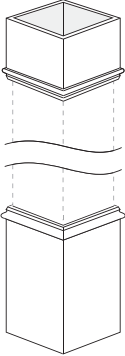


| InvisiPro+™ Corner Smooth, Natural White | | | FULL UNIT | | | | |
|--|--|---------------|-----------|---------|----------------------|--------------|--|
| Nominal | Actual | Order Number* | PCS/UNIT | LF/UNIT | Weight** lbs/UNIT | Cartons/Unit | |
| 5/4 in. x 6 in. x 6 in. x 20 ft. | 1 in. x 5-1/2 in. x 5-1/2 in. x 20 ft. | 31360620005F | 30 | 600 | 1200 | 15 | |

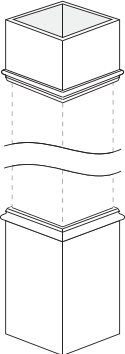
*To order full units, add F to the end of the order number. To order a half unit, add H to the end of the order number, where applicable.

**Weights include pallet. †Weights include carton.

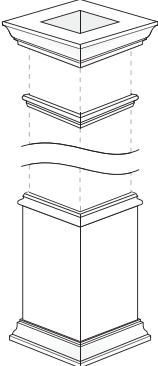
Column Wraps

| Column Wrap Smooth, Natural White | | | | FULL UNIT | | |
|---|-------------------------|-------------------------|--------------|-----------|---------|----------------------|
|  | Nominal | Actual | Order Number | PCS/UNIT | LF/UNIT | Weight** lbs/UNIT |
| | 8 in. x 8 in. x 9 ft. | 8 in. x 8 in. x 9 ft. | 71380809005F | 12 | 108 | 515 |
| | 10 in. x 10 in. x 9 ft. | 10 in. x 10 in. x 9 ft. | 71301009005F | 12 | 108 | 685 |

Must order Column Wrap and Trim Kit for complete Column.

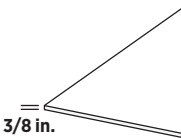
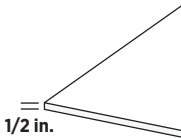
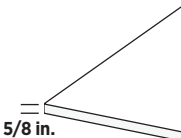
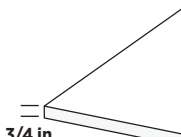
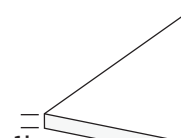
| Classic Cap/Base Trim Kit Smooth, Natural White | | | | FULL UNIT | | |
|--|-----------------|-----------------|--------------|-----------|---------|----------------------|
|  | Nominal | Actual | Order Number | PCS/UNIT | LF/UNIT | Weight** lbs/UNIT |
| | 8 in. x 8 in. | 8 in. x 8 in. | 61480801005F | 4 | n/a | 57 |
| | 10 in. x 10 in. | 10 in. x 10 in. | 61401001005F | 4 | n/a | 66 |


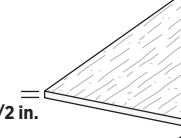
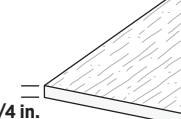
Column Wrap not included. Must order Column Wrap and Trim Kit for complete Column.

| Estate Cap/Base Trim Kit Smooth, Natural White | | | | FULL UNIT | | |
|---|-----------------|-----------------|--------------|-----------|---------|----------------------|
|  | Nominal | Actual | Order Number | PCS/UNIT | LF/UNIT | Weight** lbs/UNIT |
| | 8 in. x 8 in. | 8 in. x 8 in. | 61680801005F | 4 | n/a | 61 |
| | 10 in. x 10 in. | 10 in. x 10 in. | 61601001005F | 4 | n/a | 73 |

Column Wrap not included. Must order Column Wrap and Trim Kit for complete Column.

Sheets

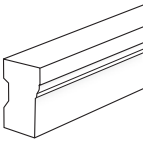
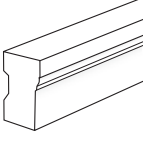
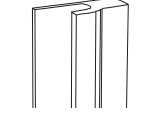
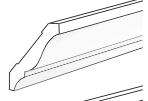
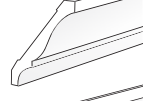

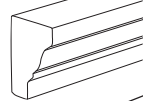
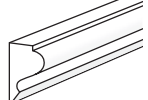
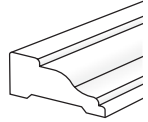
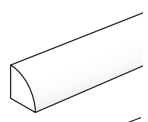
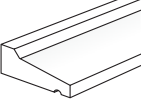
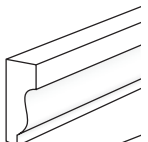
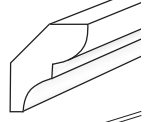

| Smooth/Smooth, Natural White | | | | FULL UNIT | | | HALF UNIT | | |
|---|--------------------------|--------------------------|---------------|-----------|---------|----------------------|-----------|---------|----------------------|
| | Nominal | Actual | Order Number* | PCS/UNIT | LF/UNIT | Weight** lbs/UNIT | PCS/UNIT | LF/UNIT | Weight** lbs/UNIT |
|  3/8 in. | 3/8 in. x 4 ft. x 8 ft. | 3/8 in. x 4 ft. x 8 ft. | 21014808005 | 25 | 200 | 1,077 | 12 | 96 | 553 |
| | 3/8 in. x 4 ft. x 10 ft. | 3/8 in. x 4 ft. x 10 ft. | 21014810005 | 25 | 250 | 1,270 | 12 | 120 | 661 |
| | 3/8 in. x 4 ft. x 18 ft. | 3/8 in. x 4 ft. x 18 ft. | 21014818005 | 25 | 450 | 2,313 | 12 | 216 | 1,220 |
|  1/2 in. | 1/2 in. x 4 ft. x 8 ft. | 1/2 in. x 4 ft. x 8 ft. | 21024808005 | 25 | 200 | 1,247 | 12 | 96 | 635 |
| | 1/2 in. x 4 ft. x 10 ft. | 1/2 in. x 4 ft. x 10 ft. | 21024810005 | 25 | 250 | 1,602 | 12 | 120 | 820 |
| | 1/2 in. x 4 ft. x 18 ft. | 1/2 in. x 4 ft. x 18 ft. | 21024818005 | 25 | 450 | 2,826 | 12 | 216 | 1,465 |
|  5/8 in. | 5/8 in. x 4 ft. x 8 ft. | 5/8 in. x 4 ft. x 8 ft. | 21044808005 | 25 | 200 | 1,686 | 12 | 96 | 847 |
| | 5/8 in. x 4 ft. x 10 ft. | 5/8 in. x 4 ft. x 10 ft. | 21044810005 | 25 | 250 | 2,065 | 12 | 120 | 1,043 |
| | 5/8 in. x 4 ft. x 18 ft. | 5/8 in. x 4 ft. x 18 ft. | 21044818005 | 25 | 450 | 3,621 | 12 | 216 | 1,847 |
|  3/4 in. | 3/4 in. x 4 ft. x 8 ft. | 3/4 in. x 4 ft. x 8 ft. | 21034808005 | 20 | 160 | 1,638 | 10 | 80 | 854 |
| | 3/4 in. x 4 ft. x 10 ft. | 3/4 in. x 4 ft. x 10 ft. | 21034810005 | 20 | 200 | 2,058 | 10 | 100 | 1,078 |
| | 3/4 in. x 4 ft. x 12 ft. | 3/4 in. x 4 ft. x 12 ft. | 21034812005 | 20 | 240 | 2,464 | 10 | 120 | 1,289 |
| | 3/4 in. x 4 ft. x 18 ft. | 3/4 in. x 4 ft. x 18 ft. | 21034818005 | 21 | 378 | 3,907 | 10 | 180 | 1,945 |
| | 3/4 in. x 4 ft. x 20 ft. | 3/4 in. x 4 ft. x 20 ft. | 21034820005 | 21 | 420 | 4,070 | 10 | 200 | 2,125 |
|  1 in. | 1 in. x 4 ft. x 8 ft. | 1 in. x 4 ft. x 8 ft. | 21054808005 | 20 | 160 | 2,215 | 10 | 80 | 1143 |
| | 1 in. x 4 ft. x 10 ft. | 1 in. x 4 ft. x 10 ft. | 21054810005 | 20 | 200 | 2,745 | 10 | 100 | 1,421 |
| | 1 in. x 4 ft. x 12 ft. | 1 in. x 4 ft. x 12 ft. | 21054812005 | 20 | 240 | 3,271 | 10 | 120 | 1,693 |
| | 1 in. x 4 ft. x 18 ft. | 1 in. x 4 ft. x 18 ft. | 21054818005 | 18 | 324 | 4,412 | 9 | 162 | 2,309 |
| | 1 in. x 4 ft. x 20 ft. | 1 in. x 4 ft. x 20 ft. | 21054820005 | 16 | 320 | 4,407 | 8 | 160 | 2,319 |

| TrueTexture™ Woodgrain/Smooth, Natural White | | | | FULL UNIT | | | HALF UNIT | | |
|---|-------------------------|-------------------------|---------------|-----------|---------|----------------------|-----------|---------|----------------------|
| | Nominal | Actual | Order Number* | PCS/UNIT | LF/UNIT | Weight** lbs/UNIT | PCS/UNIT | LF/UNIT | Weight** lbs/UNIT |
|  3/8 in. | 3/8 in. x 4 ft. x 8 ft. | 3/8 in. x 4 ft. x 8 ft. | 22014808005 | 25 | 200 | 1,077 | 12 | 96 | 553 |
|  1/2 in. | 1/2 in. x 4 ft. x 8 ft. | 1/2 in. x 4 ft. x 8 ft. | 22024808005 | 25 | 200 | 1,247 | 12 | 96 | 634 |
|  3/4 in. | 3/4 in. x 4 ft. x 8 ft. | 3/4 in. x 4 ft. x 8 ft. | 22034808005 | 20 | 160 | 1,638 | 10 | 80 | 854 |

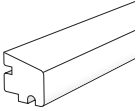
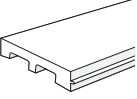
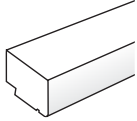
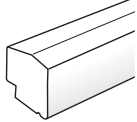
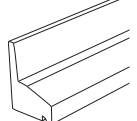
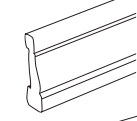
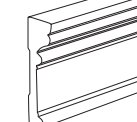
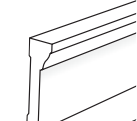
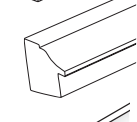
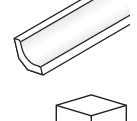
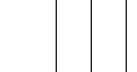
*To order full units, add F to the end of the order number. To order a half unit, add H to the end of the order number, where applicable.

**Weights include pallet.

Profiles

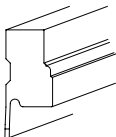
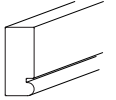
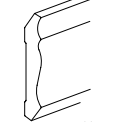
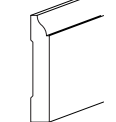
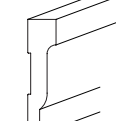

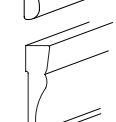
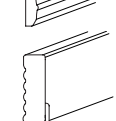
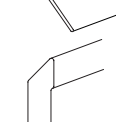
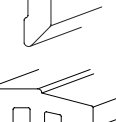
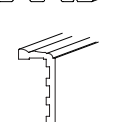
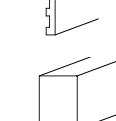
| Smooth, Satin Finish, Natural White | | | CARTONS | | | |
|---|-----------------------------------|--------------|---------|---------|--------|--------------------------------|
| | Nominal/Actual | Order Number | Length | PCS/CTN | LF/CTN | Weight [†] lbs/CTN |
|  | BRICKMOULD | | | | | |
| | 1-1/8 in. x 2 in. x 7 ft. | 41020207005B | 7 ft. | 14 | 98 | 50 |
| | 1-1/8 in. x 2 in. x 10 ft. | 41020210005B | 10 ft. | 14 | 140 | 60 |
| | 1-1/8 in. x 2 in. x 17 ft. | 41020217005B | 17 ft. | 14 | 238 | 100 |
|  | PAINT GRADE BRICKMOULD | | | | | |
| | 1-1/8 in. x 2 in. x 7 ft. | 41025107005B | 7 ft. | 14 | 98 | 45 |
| | 1-1/8 in. x 2 in. x 10 ft. | 41025100005B | 10 ft. | 14 | 140 | 60 |
| | 1-1/8 in. x 2 in. x 17 ft. | 41025116005B | 17 ft. | 14 | 238 | 100 |
|  | J-CHANNEL BRICKMOULD | | | | | |
| | 1-1/4 in. x 2 in. x 17 ft. | 41151517005B | 17 ft. | 12 | 204 | 90 |
|  | #49 CROWN | | | | | |
| | 11/16 in. x 3-5/8 in. x 16 ft. | 41040416005B | 16 ft. | 8 | 128 | 50 |
|  | #47 CROWN | | | | | |
| | 11/16 in. x 4-5/8 in. x 16 ft. | 41040516005B | 16 ft. | 6 | 96 | 50 |
|  | #45 CROWN | | | | | |
| | 9/16 in. x 5-1/4 in. x 16 ft. | 41041316005B | 16 ft. | 7 | 112 | 45 |
|  | RAMS CROWN | | | | | |
| | 1-13/32 in. x 2-1/16 in. x 16 ft. | 41141616005B | 16 ft. | 8 | 128 | 55 |
|  | BASE CAP | | | | | |
| | 11/16 in. x 1-1/8 in. x 16 ft. | 41070816005B | 16 ft. | 32 | 512 | 50 |
|  | RAKE | | | | | |
| | 1 in. x 2 in. x 16 ft. | 41111216005B | 16 ft. | 10 | 160 | 50 |
|  | QUARTER ROUND | | | | | |
| | 3/4 in. x 3/4 in. x 16 ft. | 41062116005B | 16 ft. | 38 | 608 | 65 |
|  | DRIP CAP | | | | | |
| | 11/16 in. x 1-5/8 in. x 16 ft. | 41030316005B | 16 ft. | 22 | 352 | 60 |
|  | SHINGLE MOULD | | | | | |
| | 11/16 in. x 1-5/8 in. x 16 ft. | 41080316005B | 16 ft. | 18 | 288 | 30 |
|  | BED MOULD | | | | | |
| | 9/16 in. x 1-5/8 in. x 16 ft. | 41050616005B | 16 ft. | 24 | 384 | 50 |
|  | LATTICE | | | | | |
| | 1/4 in. x 1-1/2 in. x 16 ft. | 41202016005B | 16 ft. | 50 | 800 | 75 |

Profiles

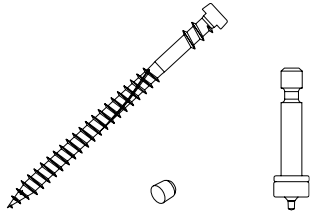
| Smooth, Satin Finish, Natural White | | CARTONS | | | | |
|---|------------------------------------|--------------|--------|---------|-------------------|---------------------|
| | Nominal/Actual | Order Number | Length | PCS/CTN | LF/CTN lbs/CTN | Weight [†] |
|  | SILL NOSE | | | | | |
| | 1-5/16 in. x 1-3/8 in. x 16 ft. | 41101116005B | 16 ft. | 9 | 144 | 50 |
|  | SILL | | | | | |
| | 1-1/4 in. x 5 in. x 16 ft. | 41131416005B | 16 ft. | 3 | 48 | 50 |
|  | HISTORIC SILL | | | | | |
| | 1-3/4 in. x 2-13/16 in. x 16 ft. | 41122416005B | 16 ft. | 4 | 64 | 50 |
|  | NEW ENGLAND SILL | | | | | |
| | 1-3/4 in. x 2-1/32 in. x 16 ft. | 41123016005B | 16 ft. | 6 | 96 | 70 |
|  | WATER TABLE | | | | | |
| | 2 in. x 2-3/4 in. x 16 ft. | 41253216005B | 16 ft. | 5 | 80 | 60 |
|  | 356 CASING | | | | | |
| | 11/16 in. x 2-1/4 in. x 16 ft. | 41181816005B | 16 ft. | 16 | 256 | 50 |
|  | RB3 CASING | | | | | |
| | 1-7/64 in. x 3-7/16 in. x 16 ft. | 41171716005B | 16 ft. | 8 | 128 | 55 |
|  | BACK BAND | | | | | |
| | 1-3/16 in. x 4-1/2 in. x 16 ft. | 41090916005B | 16 ft. | 4 | 64 | 45 |
|  | ADJUSTABLE BACK BAND | | | | | |
| | 1-11/32 in. x 1-13/32 in. x 16 ft. | 41161916005B | 16 ft. | 10 | 160 | 50 |
|  | COVE MOULDING | | | | | |
| | 3/4 in. x 3/4 in. x 16 ft. | 41192116005B | 16 ft. | 50 | 800 | 60 |
|  | INSIDE CORNER POST | | | | | |
| | 1-1/4 in. x 1-1/4 in. x 10 ft. | 41010110005B | 10 ft. | 9 | 90 | 30 |

[†]Weights include carton.

Profiles

| Smooth, Satin Finish, Natural White | | | CARTONS | | | |
|---|----------------------------------|--------------|---------|---------|--------|--------------------------------|
| | Nominal/Actual | Order Number | Length | PCS/CTN | LF/CTN | Weight [†] lbs/CTN |
|  | FLANGED BRICKMOULD | | | | | |
| | 1-1/4 in. x 2 in. x 17 ft. | 41024617005B | 17 ft. | 12 | 204 | 100 |
|  | FLORIDA BRICKMOULD | | | | | |
| | 11/16 in. x 1-5/8 in. x 17 ft. | 41020317005B | 17 ft. | 28 | 476 | 140 |
|  | #49 CROWN SCANT | | | | | |
| | 9/16 in. x 3-5/8 in. x 16 ft. | 41044016005B | 16 ft. | 10 | 160 | 53 |
|  | #623 CENTURY BASEBOARD | | | | | |
| | 9/16 in. x 3-1/4 in. x 16 ft. | 41075016005B | 16 ft. | 10 | 160 | 55 |
|  | 3" SHINGLE RAKE | | | | | |
| | 3/4 in. x 3-1/8 in. x 16 ft. | 41114116005B | 16 ft. | 10 | 160 | 60 |
|  | A-3 COLONIAL CASING | | | | | |
| | 1/2 in. x 2 in. x 16 ft. | 41184216005B | 16 ft. | 22 | 362 | 64 |
|  | A-6 CLASSIC CASING | | | | | |
| | 9/16 in. x 2-3/4 in. x 16 ft. | 41184316005B | 16 ft. | 14 | 224 | 47 |
|  | GARAGE DOOR STOP | | | | | |
| | 7/16 in. x 1-15/16 in. x 16 ft. | 41224716005B | 16 ft. | 14 | 224 | 40 |
|  | ATTIC (GABLE) VENT LOUVER | | | | | |
| | 11/16 in. x 3-1/2 in. x 16 ft. | 41214416005B | 16 ft. | 7 | 112 | 60 |
|  | ATTIC (GABLE) VENT SILL | | | | | |
| | 1-1/8 in. x 3-1/4 in. x 16 ft. | 41214516005B | 16 ft. | 5 | 80 | 65 |
|  | WINDOW SILL WITH CASING | | | | | |
| | 2-3/16 in. x 6-3/4 in. x 16 ft. | 41134916005B | 16 ft. | 2 | 32 | 45 |
|  | TRANSOM MULL | | | | | |
| | 1-1/16 in. x 1-1/2 in. x 16 ft. | 41134816005B | 16 ft. | 12 | 192 | 80 |

Hidden Fastening System



| Smooth – 2 in. Screws | | | | |
|---|--------------|-----------|--------------------|------------|
| Description | Order Number | Boxes/CTN | Net Weight lbs/CTN | CTN/Pallet |
| 50 LF Box- 75 screws (2in.), 80 plugs 1 setting tool | 63170015005C | 6 | 11 | 48 |
| 250 LF Box- 375 screws (2in.), 400 plugs 3 setting tools | 63170020005C | 4 | 7.75 | 32 |
| 750 LF Box- 1,125 Screws (2in.) 1,200 plugs 6 setting tools | 63170030005C | 1 | 15 | 75 |
| TrueTexture™ Woodgrain – 2 in. Screws | | | | |
| Description | Order Number | Boxes/CTN | Net Weight lbs/CTN | CTN/Pallet |
| 50 LF Box- 75 screws (2in.), 80 plugs 1 setting tool | 63770015005C | 6 | 11 | 48 |
| 250 LF Box- 375 screws (2in.), 400 plugs 3 setting tools | 63370020005C | 4 | 7.75 | 32 |
| 750 LF Box- 1,125 Screws (2in.) 1,200 plugs 6 setting tools | 63370030005C | 1 | 15 | 75 |
| Smooth – 2-3/4 in. Screws | | | | |
| Description | Order Number | Boxes/CTN | Net Weight lbs/CTN | CTN/Pallet |
| 250 LF Box- 375 screws (2-3/4 in.), 400 plugs 3 setting tools | 63170025005C | 4 | 7.75 | 32 |
| 750 LF Box- 1,125 Screws (2-3/4in.) 1,200 plugs 6 setting tools | 63170035005C | 1 | 15 | 75 |
| TrueTexture Woodgrain – 2-3/4 in. Screws | | | | |
| Description | Order Number | Boxes/CTN | Net Weight lbs/CTN | CTN/Pallet |
| 250 LF Box- 375 screws (2-3/4 in.), 400 plugs 3 setting tools | 63370025005C | 4 | 7.75 | 32 |
| Replacement Plugs Smooth | | | | |
| Description | Order Number | Boxes/CTN | Net Weight lbs/CTN | CTN/Pallet |
| 40 LF Bag- Plug only 40 plugs | 63170010005C | 10 | 1.25 | 150 |
| Replacement Plugs TrueTexture™ | | | | |
| Description | Order Number | Boxes/CTN | Net Weight lbs/CTN | CTN/Pallet |
| 40 LF Bag- Plug only 40 plugs | 63370010005C | 10 | 1.25 | 150 |



**For more
information**



CertainTeed

Ceilings • Gypsum • Insulation • Roofing • Siding • Trim
20 Moores Road, Malvern, PA 19355 | 800-233-8990 | certainteed.com

©03/25 CertainTeed, Printed in the USA, Code No. 17-08-5078-US-EN