

EasyClip™ D-Series™ Anchor Clip/EasyClip™ T-Series™ Tall Anchor Clip

Cost-effective tie-down solutions for knee walls, shearwalls and truss connections.

ClarkDietrich EasyClip™ D-Series™ anchor clips and T-Series™ tall anchor clips are high-performance, cost-effective solutions for knee wall-to-foundation connections, light-duty shearwall-to-foundation connections and truss-to-wall connections. These multi-application clips feature reinforced stiffening ribs that provide superior design values for maximum performance. The EasyClip D-Series anchor clips and T-Series tall anchor clips are designed to resist horizontal, torsional and vertical (uplift) loads. These clips are prepunched with a series of attachment holes including anchor bolt, Kwik-Con and screw holes, for efficient and accurate fastener placement.

ALTERNATIVE PRODUCTS

- EasyClip™ A-Series™ End Clip
- SwiftClip™ LA-Series™ Support Clip
- Uni-Clip™

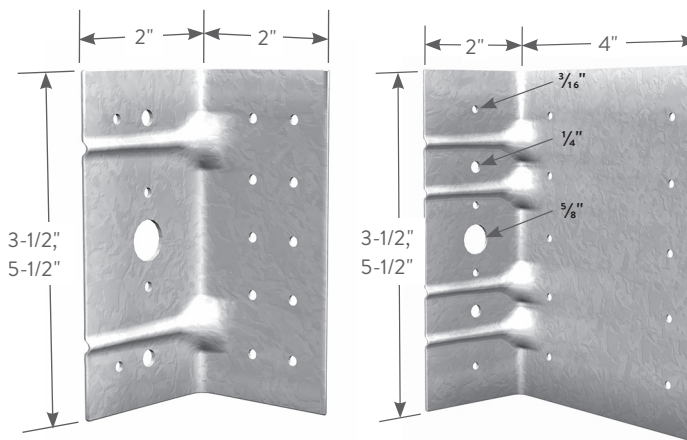
PRODUCT DIMENSIONS

EasyClip D-Series:

- 2" x 2" x 3-1/2"
- 2" x 2" x 5-1/2"

EasyClip T-Series:

- 2" x 4" x 3-1/2"
- 2" x 4" x 5-1/2"



EasyClip D-Series Anchor Clip

EasyClip T-Series Tall Anchor Clip

MATERIAL SPECIFICATIONS

- Gauge:** 14 gauge (68mil)
- Design Thickness:** 0.0713 inches
- Gauge:** 12 gauge (97mil)
- Design Thickness:** 0.1017 inches
- Coating:** G90
- Yield Strength:** 50ksi
- ASTM:** A653/A653M

INSTALLATION

Install EasyClip D-Series and T-Series anchor clips by attaching the screw hole-only leg to the web of the stud, joist, rafter or track with the applicable number of fasteners (screws or welds). Secure bottom leg (anchor bolt hole) to structure using prepunched holes provided with appropriate fastener type and number of fasteners according to design based on load requirements.

EasyClip™ D-Series™ Anchor Clips and T-Series™ Tall Anchor Clips

Product code	Thickness		Size (in)	Packaging Pcs./Bucket
	Mils (Gauge)	Design thickness (in)		
D683	68mil (14ga)	0.0713	2 x 2 x 3-1/2	40
T683	68mil (14ga)	0.0713	2 x 4 x 3-1/2	40
D685	68mil (14ga)	0.0713	2 x 2 x 5-1/2	40
T685	68mil (14ga)	0.0713	2 x 4 x 5-1/2	40
D973	97mil (12ga)	0.1017	2 x 2 x 3-1/2	40
T973	97mil (12ga)	0.1017	2 x 4 x 3-1/2	40
D975	97mil (12ga)	0.1017	2 x 2 x 5-1/2	40
T975	97mil (12ga)	0.1017	2 x 4 x 5-1/2	40

EasyClip™ D-Series™ Anchor Clips and T-Series™ Tall Anchor Clips ALLOWABLE LOADS (LBS)

Product code	Stud thickness Mils (Gauge)	Stud Fy (ksi)	F1 (Shear), (lbs)			F2 (Tension), (lbs)			M (Moment), (in-lbs)	
			Number of #10-16 Screws to Stud						Kwik-Cons/ screws	1/2" Dia. Kwik-Bolts
			4	6	10	4	6	10		
D683	33mil (20ga)	33	374	466	664*	444	444	444	1418	1068
	43mil (18ga)	33	556	692*	986*#	444	444	444	1675	1068
	54mil (16ga)	33	783*	974*#	1389*#	444	444	444	1675	1068
	54mil (16ga)	50	1107*#	1377*#	1962*#	444	444	444	1675	1068
D973	33mil (20ga)	33	374	466	664	560	840	889	1418	1418
	43mil (18ga)	33	556	692	986*	832	889	889	2107*	2054
	54mil (16ga)	33	783	974*	1389*#	889	889	889	2447*	2054
	54mil (16ga)	50	1107*	1377*#	1962*#	889	889	889	2447*	2054
T683	33mil (20ga)	33	280	383	604	444	444	444	1787*	1106
	43mil (18ga)	33	416	569	897	444	444	444	2072*	1106
	54mil (16ga)	33	586	802*	1264*#	444	444	444	2072*	1106
	54mil (16ga)	50	828*	1133*#	1786*#	444	444	444	2072*	1106
T973	33mil (20ga)	33	280	383	604	560	840	889	1787*	1787
	43mil (18ga)	33	416	569	897	832	889	889	2527*	2110
	54mil (16ga)	33	586	802	1264*	889	889	889	2527*	2110
	54mil (16ga)	50	828	1133*	1786*#	889	889	889	2527*	2110
D685	33mil (20ga)	33	456	599	879	560	698	698	2019	2019
	43mil (18ga)	33	677	890	1306*	698	698	698	2865*	2234
	54mil (16ga)	33	954	1254*	1839*#	698	698	698	2865*	2234
	54mil (16ga)	50	1348*	1772*	2599*#%	698	698	698	2865*	2234
D975	33mil (20ga)	33	456	599	879	560	840	889	2019	2019
	43mil (18ga)	33	677	890	1306*	832	889	889	2999*	2999
	54mil (16ga)	33	954	1254*	1839*#	889	889	889	3477*	3167
	54mil (16ga)	50	1348*	1772*	2599*#%	889	889	889	3477*	3167
T685	33mil (20ga)	33	337	445	678	560	698	698	2298*	1968
	43mil (18ga)	33	501	661	1008*	698	698	698	3415*	1968
	54mil (16ga)	33	706	931	1420*	698	698	698	3509*	1968
	54mil (16ga)	50	997*	1316*	2006*#%	698	698	698	3509*	1968
T975	33mil (20ga)	33	337	445	678	560	840	889	2298*	2298
	43mil (18ga)	33	501	661	1008*	832	889	889	3415*	3059
	54mil (16ga)	33	706	931	1420*	889	889	889	4416*	3059
	54mil (16ga)	50	997*	1316*	2006*#%	889	889	889	4416*	3059


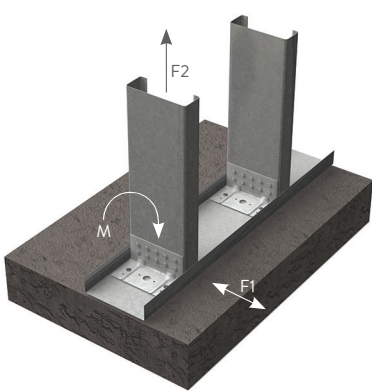


Figure 1 Kwik-Cons




Figure 2 #12-24 screws




Figure 3 Kwik-Bolts

Notes:

- Capacities listed in the table/notes assume that no load reductions are required for spacing or edge distance of Kwik-Cons, screws, or Kwik-Bolts.
- An "*" in the shear column indicates that the shear capacity is limited to 642 lbs for D683 and T683 clips, 917 lbs for D973 and T973 clips, and 994 lbs for D685, D975, T685, and T975 clips when using 1/4" x 1-3/4" Hilti® Kwik-Cons to 3000psi concrete as shown in Figure 1.
- A "#" in the shear column indicates that the shear capacity is limited to 963 lbs for D683 and T683 clips, 1374 lbs for D973 and T973 clips, and 1816 lbs for D685, D975, T685, and T975 clips when using #12-24 self-tapping screws to 3/16" A36 steel as shown in Figure 2.
- A "%" in the shear column indicates that the shear capacity is limited to 1970 lbs when using 1/2" x 2-1/4" Hilti Kwik-Bolts to 3000psi concrete as shown in Figure 3.
- A "*" in the moment column indicates that moment capacity is limited to 1706 in.-lb. for 3" clips, and 2231 in.-lb. for 5" clips when using 1/4" x 1-3/4" Hilti-Cons to 3000psi concrete as shown in Figure 1.
- Tabulated moment capacity is limited to a serviceability of 0.02 radians, or 1.1 degrees of rotation at the connection.
- For 20 and 18 gauge studs, the tabulated moment capacity is based on 18 gauge minimum base track, with (1) #10-16 screw at each track leg to stud flange. For 16 gauge and heavier studs, the base track shall be 14 gauge minimum.
- Tabulated moment capacity is based on a stud to clip connection using (6) #10-16 screws.
- For single-bolt connections, rotational restraint must be provided by the base track.
- For 14 gauge (68mil) and 12 gauge (97mil), use the tabulated values for 16 gauge (54mil), 50ksi studs.
- It is the responsibility of the designer to properly detail connections on the contract drawings.
- Use a linear interaction equation for connections involving any combination of F1, F2, and M.
- Hilti is a registered trademark of Hilti Aktiengesellschaft Corporation.