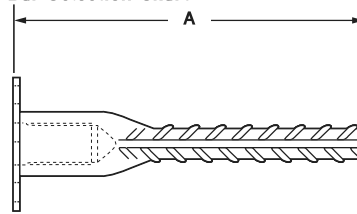


D51A DBR Straight Bar Threaded One End

D51A Straight Bar Selection Chart

Bar Size Designation			Thread Data	A Thread Engagement
US	Metric (mm)	CN (M)		
#4	[13]	[10]	1/2" - 13 UNC	3/4"
#5	[16]	[15]	5/8" - 11 UNC	7/8"
#6	[19]	[20]	3/4" - 10 UNC	1-1/16"
#7	[22]	—	7/8" - 9 UNC	1-1/4"
#8	[25]	[25]	1" - 8 UNC	1-7/16"
#9	[29]	[30]	1-1/8" - 8 UN	1-11/16"
#10	[32]	—	1-1/4" - 8 UN	1-15/16"
#11	[36]	[35]	1-3/8" - 8 UN	2-1/16"



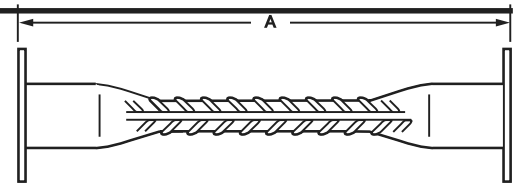
D51A Dowel Bar Splicer

D54A DBR Straight Bar Threaded Both Ends

Note: Color coded removable plastic caps available on request.

D51A overall length is required length less one half of coupler length.

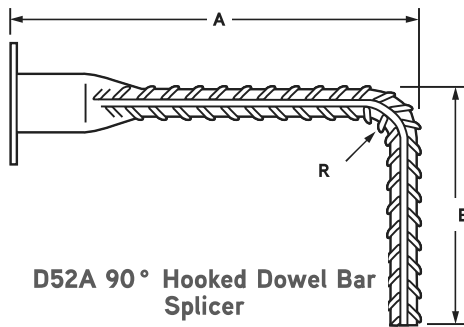
D54A overall length is required length less coupler length minus 5/16".



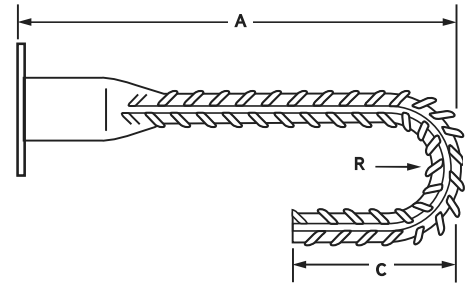
D54A Double-Ended Dowel Bar Splicer

D52A DBR 90° Hook Bar and D53A 180° Hook Bar Threaded One End

D52A and D53A Hook Bar Selection Chart



D52A 90° Hooked Dowel Bar Splicer



D53A 180° Hooked Dowel Bar Splicer

Bar Size Designation			Thread Data	Thread Engagement	B* Standard For D52A	B Standard For D53A	B Standard For D52A	D Standard For D53A	R Standard
US	Metric (mm)	CN (M)							
#4	[13]	[10]	1/2" - 13 UNC	3/4"	4-1/2"	9-3/4"	8"	4-1/2"	1-1/2"
#5	[16]	[15]	5/8" - 11 UNC	7/8"	5-1/2"	12"	10"	5"	1-7/8"
#6	[19]	[20]	3/4" - 10 UNC	1-1/16"	7"	23"	12"	6"	2-1/4"
#7	[22]	—	7/8" - 9 UNC	1-1/4"	8"	24"	14"	7"	2-5/8"
#8	[25]	[25]	1" - 8 UNC	1-7/16"	9"	25"	16"	8"	3"
#9	[29]	[30]	1-1/8" - 8 UN	1-11/16"	11"	31"	19-3/8"	10-3/8"	4-3/4"
#10	[32]	—	1-1/4" - 8 UN	1-15/16"	12"	32"	21-9/16"	11-5/8"	5-3/8"
#11	[36]	[35]	1-3/8" - 8 UN	2-1/16"	14"	33"	23-7/8"	12-7/8"	6"

Notes: Color coded removable plastic caps available on request.

* Based on "R" minimum as shown. Standard dimensions are to CRSI standard by pin size.

To Order:

Specify: (1) quantity, (2) name, (3) bar size (4) dimension "B" (as specified on plans) (5) dimension "C" or "D" and (6) dimension "R"

Example:

500 pcs., D52A 90° Hook Bar, #6, A=7", B=20", R=2"