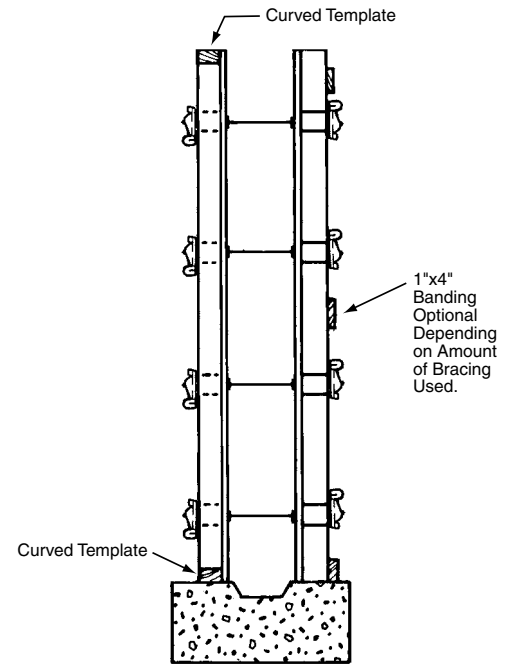


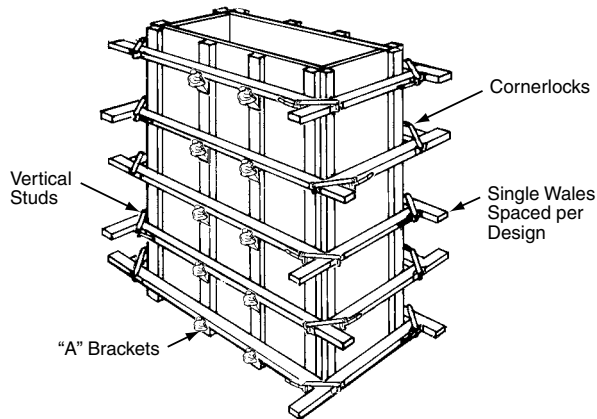
Using Single Vertical Wales for Curved Walls

"A" Brackets are always positioned on the left side of the 2x4 so that the eccentric is set in a "vibration-proof" posture. "A" Brackets can be installed after the studs are in place.

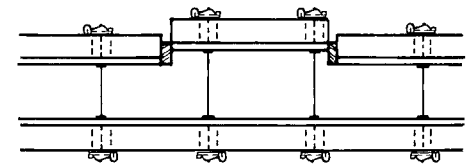
Filler strips may be required on the outside face. To eliminate the filler strip requirement, the two sides of the interior panels may be trimmed to take care of the difference in circumference of the inner and outer forms.



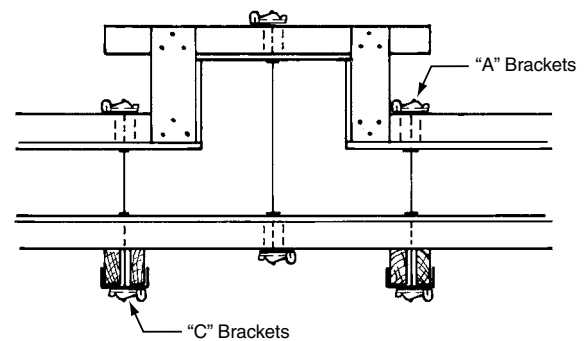
Column and Pilaster Forming Suggestions



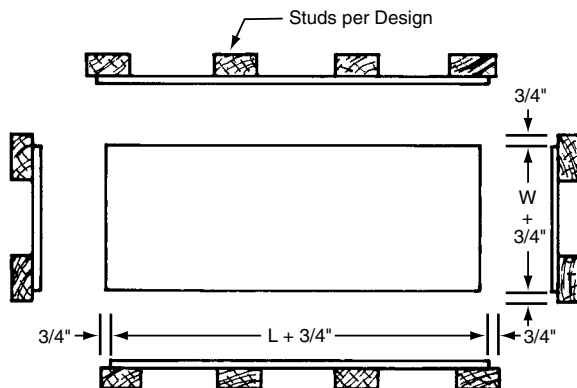
Sketch of Column Form



Detail of Small Pilaster Forming



Detail of Large Pilaster Forming



Detail of Column Form