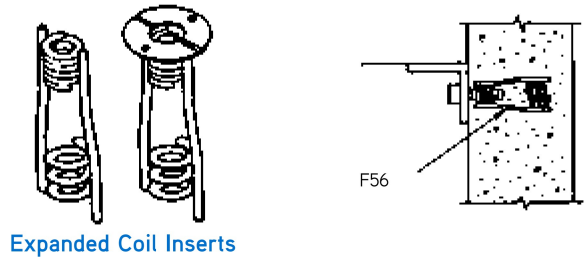


### F56, F57, F58, F59, F60, F61 Expanded Coil Inserts

Dayton Superior Expanded Coil Inserts are coil or closed ferrule structural connection inserts available in two, four or six strut versions, in 3/4" through 1-1/2" diameters, with or without nailing washer.



Expanded Coil Inserts

### F42 Loop Ferrule Insert


Dayton Superior F42 Loop Ferrule Insert is a versatile insert suited for structural connections and suspension of equipment, ceilings, piping, etc. Available in 1/4" to 1" diameter closed ferrules in 1/8" increments.



F42 Loop Ferrule Insert

### F44 Thin Slab Ferrule Insert

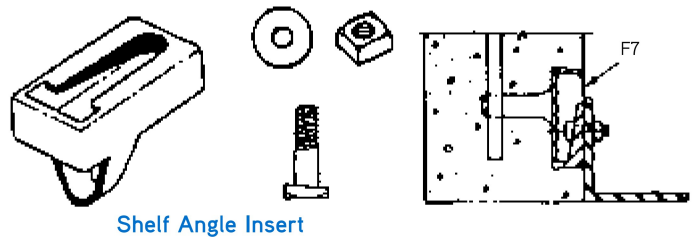
Dayton Superior F44 Thin Slab Ferrule Insert is used where the depth of embedment is limited. The F44 is specially designed to develop good working loads in very thin concrete slabs. Available in 1/4" through 1" diameter, in 1/8" increments, closed ferrules.



F44 Thin Slab Ferrule Insert

### F7, F7L Shelf Angle Insert

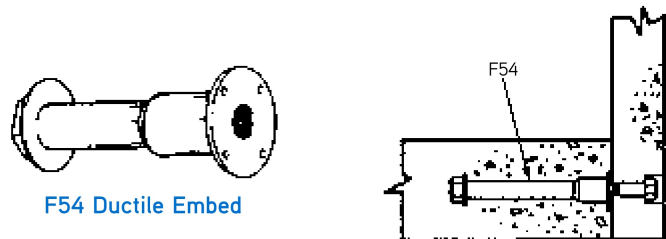
Dayton Superior Shelf Angle Insert is a malleable iron casting with a wedge shaped holding face that works in conjunction with a special Askew Head bolt. Available in standard and long configurations.



Shelf Angle Insert

### F54 Ductile Embed

Dayton Superior F54 Ductile Embed is a structural embed available in 5/8" through 1-1/4" diameters and is available in several configurations. This is an integrally forged embed with no welds. It is designed to develop pullout and shear loads exceeding A325 bolt capacities.



F54 Ductile Embed