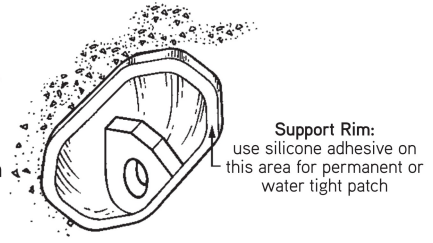


P99D Temporary Cover/Patch Installation

The Dayton Superior P99-D Cover/Patch can be used as a temporary cover to keep sand, rain, snow, debris, etc., out of the recess. Under normal precast plant yard conditions, it will stay in place without adhesive.


When planning to use the cover/patch as a temporary cover, be careful when removing the cover to avoid damage. Simply replace the cover/patch into the formed recess, flush with the surface of the concrete. A silicone adhesive may be used on the inner rim of the recess to prevent water from entering the recess.



Permanent Cover/Patch Installation

When used as a permanent patch, the cover/patch eliminates the need to grout and will protect the anchor from the environment. The light gray color of the unit will blend with most normal concrete, or it can be painted to closely match other color applications.

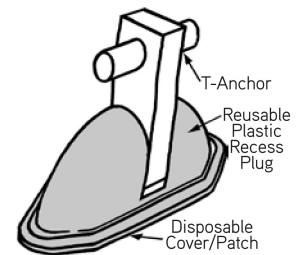
When anticipating the use of the cover/patch as a permanent application, be careful during removal to protect the integrity of the concrete around the perimeter of the recess. An application of a silicone or other type adhesive to the inner rim of the recess will seal out the elements or other contaminants. If the recess plug/anchor assembly was installed flush with the concrete surface, the cover/patch will be flush in its permanent position. Future access to the anchor is easily accomplished by removing the cover as described earlier.



Additional cover/patches may be purchased separately, if required.

Protective Cap for Reusable Recess Plugs

The cover/patch can be used as a protective cap for the reusable recess plug. This will protect the recess plug and will eliminate the use of duct tape to cover the back of the recess plug. After installing the anchor in the recess plug, snap the cover/patch onto the recess plug. The cover/patch can be ordered separately for this purpose and can be used and reused many times in this type of installation.



P99P Fleet Patch

The Dayton Superior P99P Fleet Patch is a durable plastic patch designed to quickly cover 2-6-ton Fleet-Lift setting plug recesses. The P99P patch is fabricated from an additive stabilized polypropylene to maintain the patch's slightly convex shape. The convex shape helps to keep a constant gripping pressure after installation. The patch is supplied in a concrete gray color with a matte finish that allows subsequent painting, if desired.



Fleet Patch Advantages:

- Special shape-holding composition
- Fast, one-piece "push-on" installation
- Paintable concrete gray matte finish
- Full eight (8) inch diameter
- Weather and chemical resistant
- Self adjusting grippers

Fleet Patch

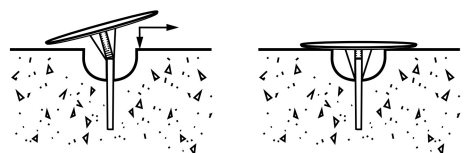
Sales Category	Product Code	Weight for 100
P99P	FL612	24 lbs.

The P99P Fleet Patch is a high quality, one piece plastic patch that is easy to install and maintain. It will provide a quick and economical solution to covering Fleet-Lift anchor recesses.

Typical P99P Fleet Patch Installation:

- 1) Start the patch grippers on the top edge of the anchor
- 2) Push the patch onto the anchor and flush with the concrete

Note: The P99P Fleet Patch will not prevent corrosion or rusting of an embedded anchor that is subject to wet conditions. Spraying the anchor with a corrosion resistant compound and applying a bead of silicone around the underside of the patch will help prevent moisture penetration.



To Order:
Specify: (1) quantity, (2) name, (3) product code.

Example:
200, P99P Fleet Patch, FL612.