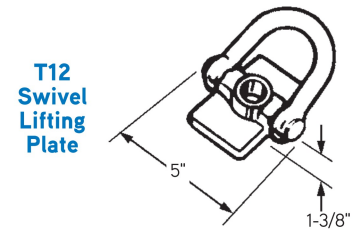


T12 Swivel Lifting Plate

- Designed for use with single pickup inserts.
- Can be used for face lifting or edge lifting.
- Complete unit made of forged steel.



Safety Notes

- All plates must have full bearing on smooth, flat surfaces.
- Lifting plates must be used with a bolted fastener of sufficient strength to develop the required loads.
- Lifting plates are to be used only with the bolt diameter for which they were designed. For example, use a 3/4" bolt with a 3/4" T12 Swivel Lifting Plate, do not use a 3/4" bolt with a 1", 1-1/4" or 1-1/2" T12 Swivel Lifting Plate.
- All Plates must be securely fastened to slabs.
- For exposed aggregate panels, a grout pad is required to provide bearing for the plate.
- Coil bolt penetration must agree with minimums.

Type	Bolt Diameter	Loop Height	Safe Working Load	Bearing Plate Size
T12	3/4"	3.688"	7,200 lbs.	1/2 x 2-1/2" x 5"
	1"	3.688"	10,000 lbs.	
	1"	6.75"	10,000 lbs.	

Safe Working Load provides a factor of safety of approximately 5 to 1.

To Order:

Specify: (1) quantity, (2) name, (3) bolt diameter.

Example:

10, T12 Swivel Lifting Plates, 1" bolt diameter.

Lifting/Handling Inserts and Accessories

T21 Insert Locator Plugs

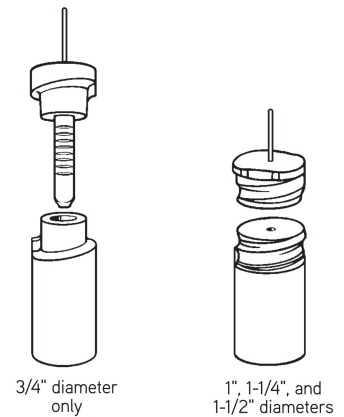
The Dayton Superior T21 Insert Locator Plug is a two piece plastic unit designed to engage the top and bottom of 3/4", 1", 1-1/4" and 1-1/2" diameter insert coils. The top piece has a protruding stem that marks the insert location. Plug removal is easily accomplished with a screw driver or similar device. The bottom portion of the plug forms a cavity for final bolt clearance. T21 plugs are available factory installed in the inserts or loose for field installation.

To Order:

Specify: (1) quantity, (2) name, (3) bolt diameter.

Example:

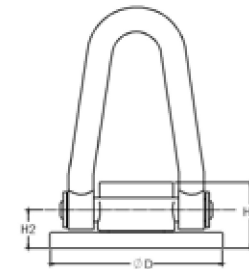
10, T21 Insert Locator Plug, 1-1/4" bolt diameter.



T21 Insert Locator Plugs

T26 Double Swivel Lifting Plate

- Designed for use with 1", 1-1/4" and 1-1/2" diameter coil bolts.
- Rotates 360° in horizontal plane and 180° in vertical plane.
- Round bearing plate provides maximum safety when used with any coil bolt lifting system.
- Heavy forged bail is made of high-strength material.
- Double swivel action allows bail to rotate in direction of applied load.
- Safe Working Load is 9,000 lbs. for 1" diameter.
- Safe Working Load is 13,500 lbs. for 1-1/4" and 1-1/2" diameter.



T26 Double Swivel Lifting Plate

Type	Bolt Diameter	H1	H2 (Base to Pin)	D	Safe Working Load
T26	1"	2-11/16"	1.660"	5"	9,000
T26	1-1/4" or 1-1/2"	2-3/4"	1.563"	7"	13,500

Safe Working Load provides a factor of safety of approximately 5 to 1.

To Order:

Specify: (1) quantity, (2) name, (3) bolt diameter.

Example:

10, T26 Double Swivel Lifting Plate, 1-1/4" bolt diameter.