

DEWALT®

ANCHORS & FASTENERS



CAST-IN ANCHOR INSERTS

CONCRETE INSERTS & ACCESSORIES

BANG-IT®+

BANG-IT®+ BRIDGE BAR

PAN-KNOCKER® II+

WOOD-KNOCKER® II+

INSTALLATION TOOLS

DDI+™

PUSH-IN COUPLER

GUARANTEED TOUGH.®

CAST-IN ANCHOR INSERTS

Bang-It®+

Description



Bang-It®+ concrete inserts are cast-in-place anchors designed for mechanical, electrical, plumbing (MEP) and fire protection systems and are installed on composite steel decking.

Approvals



ICC-ES ESR-3657 (Concrete)
IBC & IRC 2024, 2021, 2018, 2015, 2012



Recognition in cracked & uncracked concrete including seismic and wind loading (Category 1 Anchors)



Full FM & UL listings in product brochure or at www.DEWALT.com

Base Materials

Normal-weight concrete,
Lightweight concrete

Anchor Material

Carbon steel and
engineered plastic



BANG-IT+ DOUBLE THREAD

CAT #	ROD SIZE	COLOR	PACK
PFM3523812	3/8" & 1/2"	GREY	75
PFM3525834	5/8" & 3/4"	BLACK	50

BANG-IT+ TRIPLE THREAD

CAT #	ROD SIZE	COLOR	PACK
PFM353143812	1/4" & 3/8" & 1/2"	AQUA	75
PFM353381258	3/8" & 1/2" & 5/8"	ORANGE	50

BANG-IT+ PUSH-IN THREAD

CAT #	ROD SIZE	COLOR	PACK
PFM3610038	3/8"	GREEN	50
PFM3610012	1/2"	YELLOW	50

RECOMMENDED INSTALLATION POWER TOOLS

CAT #	TYPE	PACK
DCD997P2	20V MAX XR LITHIUM ION CORDLESS DRILL DRIVER KIT (5.0AH)	1

ACCESSORIES

CAT #	TYPE	PACK
PFM3611000	BANG-IT+ DECK DRILLER EXTENSION 28" (USE WITH 1/2" DRILL DRIVER)	1
1779804	5L ARBOR, 3/8" SOLID HEX SHANK	1
1779801	2L ARBOR, 1/2" SOLID HEX SHANK	1
2009314CHC	CARBIDE HOLE CUTTER BIT 7/8" (USE 5L ARBOR, NOT INCLUDED)	1
2009820CHC	CARBIDE HOLE CUTTER BIT 1-1/4" (USE 2L ARBOR, NOT INCLUDED)	1
30912VB12	VARI-BIT STEP DRILL BIT 7/8", 1-1/8", 1-7/32", 1-1/4", 1-3/8"	1
PFM3613000	BANG-IT+ BRIDGE BAR	20

CAST-IN ANCHOR INSERTS

Bang-It®+ Bridge Bar

Description




The Bridge Bar allows for optional placement of Bang-It®+ inserts through the flute incline or positioned over the lower flute of steel deck profiles.

Base Materials

Normal-weight concrete,
Lightweight concrete

Anchor Material

Carbon steel and
engineered plastic



BANG-IT BRIDGE BAR

CAT #	HOLE SIZES	PACK
PFM3613000	7/8" & 1-1/4"	20

CAST-IN ANCHOR INSERTS

Pan-Knocker® II+

Description



Pan-Knocker® II concrete inserts are cast-in-place anchors designed for mechanical, electrical, plumbing (MEP) and fire protection systems and are installed on concrete forms.

Approvals



ICC-ES ESR-3657
(Concrete)

IBC & IRC 2024, 2021, 2018,
2015, 2012

Recognition in cracked & un-
cracked concrete
including seismic and
wind loading
(Category 1 Anchors)

Full FM & UL listings in product
brochure or at
www.DEWALT.com

Base Materials

Normal-weight concrete,
Lightweight concrete

Anchor Material

Carbon steel and
engineered plastic



PAN-KNOCKER II+ LOW PROFILE

CAT #	ROD SIZE	COLOR	PACK
PFM2501438NN	1/4" & 3/8"	WHITE	250

PAN-KNOCKER II+ DOUBLE THREAD

CAT #	ROD SIZE	COLOR	PACK
PFM2525834NN	5/8" & 3/4"	BLACK	100

PAN-KNOCKER II+ TRIPLE THREAD

CAT #	ROD SIZE	COLOR	PACK
PFM253143812NN	1/4" & 3/8" & 1/2"	AQUA	100

PAN-KNOCKER II+ PUSH-IN THREAD

CAT #	ROD SIZE	COLOR	PACK
PFM2610038NN	3/8"	GREEN	50
PFM2610012NN	1/2"	YELLOW	50

CAST-IN ANCHOR INSERTS

Wood-Knocker® II+

Description



Wood-Knocker® II+ is a wood form cast-in-place concrete insert specifically designed to provide hanger attachments for mechanical, electrical, plumbing (MEP) and fire protection in sizes ranging from 1/4" to 3/4" in diameter.

Approvals



ICC-ES ESR-3657
(Concrete)

IBC & IRC 2024, 2021, 2018,
2015, 2012

Recognition in cracked & un-
cracked concrete
including seismic and wind
loading
(Category 1 Anchors)

Full FM & UL listings in product
brochure or at
www.DEWALT.com

Base Materials

Normal-weight concrete,
Lightweight concrete

Anchor Material

Carbon steel and
engineered plastic



WOOD-KNOCKER II+ LOW PROFILE

CAT #	ROD SIZE	COLOR	PACK
PFM2501438	1/4" & 3/8"	YELLOW	250

WOOD-KNOCKER II+ DOUBLE THREAD

CAT #	ROD SIZE	COLOR	PACK
PFM2521350	3/8" & 1/2"	GREY	100
PFM2525834	5/8" & 3/4"	BLACK	50

WOOD-KNOCKER II+ TRIPLE THREAD

CAT #	ROD SIZE	COLOR	PACK
PFM253143812	1/4" & 3/8" & 1/2"	AQUA	100
PFM253381258	3/8" & 1/2" & 5/8"	ORANGE	50

WOOD-KNOCKER II+ PUSH-IN THREAD

CAT #	ROD SIZE	COLOR	PACK
PFM2610038	3/8"	GREEN	50
PFM2610012	1/2"	YELLOW	50

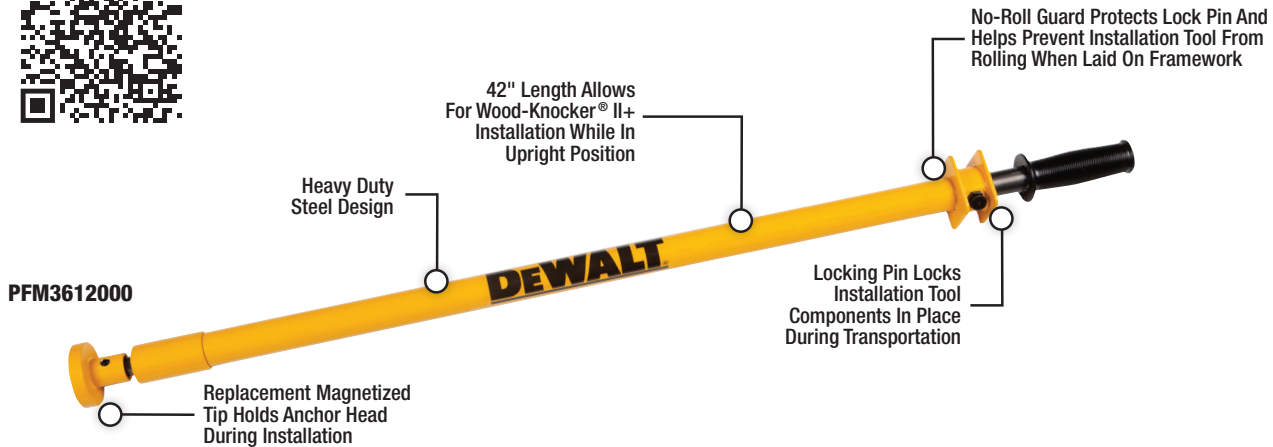
ACCESSORIES

CAT #	DESCRIPTION
PFM3612000	WOOD-KNOCKER II+ INSTALLATION TOOL



CAST-IN ANCHOR INSERTS

Wood-Knocker® II Installation Tool



PFM3612001

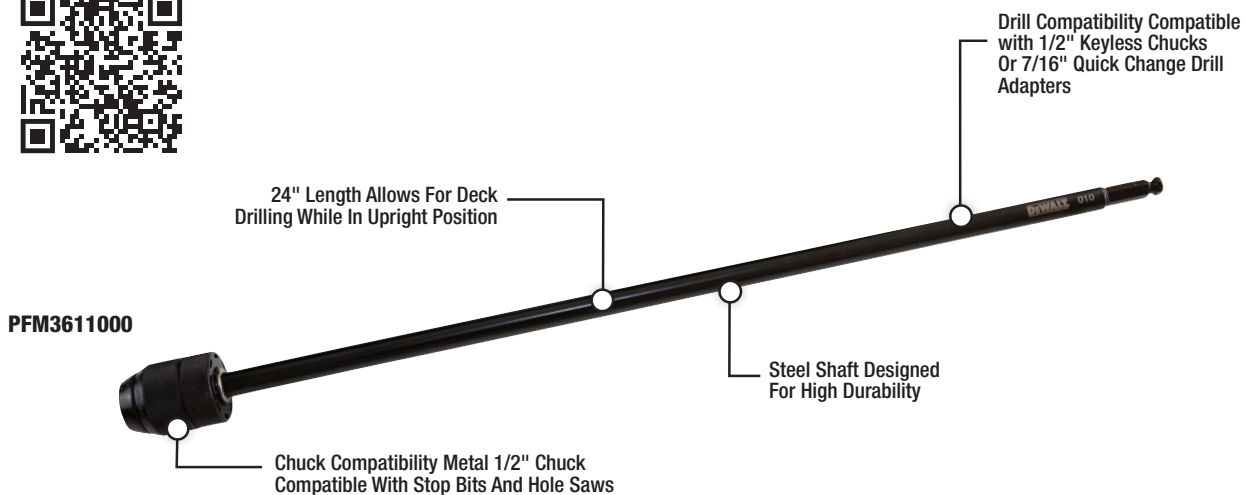


PFM3612002



CAST-IN ANCHOR INSERTS

Deck Driller Extension



CAST-IN ANCHOR INSERTS

DDI+™ (Deck Insert)

Description



The DDI+™ is a concrete insert designed for installation in concrete-filled metal deck assemblies. After installation, the threaded male hanger of the insert protrudes below the surface of the deck for hanging utilities.

Approvals



ICC-ES ESR-3958 (Concrete)

Recognition in cracked & uncracked concrete including seismic and wind loading (Category 1 Anchors)


Full FM & UL listings in product brochure or at www.DEWALT.com

Base Materials

Normal-weight concrete, Lightweight concrete

Anchor Material

Plain and zinc plated carbon steel



DDI+

CAT #	ANCHOR/ROD SIZE	DRILL DIAMETER	INSERT PACK
PFM2511100	3/8"	7/16"	20
PFM2511110	1/2"	9/16"	20
PFM2511120	5/8"	11/16"	20
PFM2511130*	3/4"	13/16"	12

* Parts not included in ESR-3958

RECOMMENDED INSTALLATION POWER TOOLS

CAT #	TYPE
DCD996P2	20V MAX* XR LITHIUM ION BRUSHLESS 3-SPEED DRILL
PFM3611000	DECK DRILLER EXTENSION
1779804	LENOX STANDARD HOLE SAW ARBOR 5L 3/8" SOLID HEX SHANK



CAST-IN ANCHOR INSERTS

Push-In Coupler

Description



Push-In Thread Couplers are a high performance coupling device designed for rapid installation of common industrial and commercial hardware connections such as mounting prefabricated hardware and hanger assemblies.

Approvals

ICC-ES ESL-1485



Base Materials

3/8" or 1/2" Threaded Rod



Anchor Material

Zinc Plated Carbon Steel



PUSH-IN THREAD COUPLERS

CAT #	INTERNAL THREAD DIAMETER	THREADS PER INCH	PACK	CTN
PFM3613012	1/2"	16	20	120
PFM3613038	3/8"	13	20	120



DEWALT

GUARANTEED TOUGH.



VISIT **ANCHORS.DEWALT.COM** FOR:

DOWNLOADS • TRAINING • SUPPORT • SOFTWARE

CUSTOMER SERVICE

Call: 1-800-524-3244

Email: DEWALTanchors@sbdinc.com

ENGINEERING & PRODUCT SUPPORT

Call: 1-800-524-3244

Email: anchors@DEWALT.com

1-800-4 DEWALT

www.DEWALT.com