

# DEWALT®

## DRILIT® Drill Screws

### DRILIT® TOUGH

Offered with Stalgard® Coating for additional protection or electroplated zinc

**STALGARD®**  
Outstanding Corrosion Protection

### DRILIT® WASHER

Available with Bonded EPDM Sealing Washer

### DRILIT® SCREWS

Extended drilling capacity with points capable to drill and tap up to 1/2" thick steel

### DRILIT®

Case hardened carbon steel designed for efficient drilling and tapping

### DRILIT® WINGS

Offered with winged reamers for going through wood or pilot point tips

### DRILIT® HEAD

Countersunk and low profile head styles:  
Flat head and Wafer head

### DRILIT® TOUGH

Stalgard® Coating for additional protection from corrosion

**STALGARD®**  
Outstanding Corrosion Protection



ICC-ES ESR-3294  
Steel-to-Steel Connections

ICC-ES ESR-4367  
Wood-to-Steel Connections

# DRILIT® SELF-DRILLING SCREWS

Drilit® self-drilling fasteners eliminate separate drilling and tapping operations for faster, more economical installations. Large range of diameters, lengths, drill points, head styles and coatings available to meet most metal construction applications.


**GUARANTEED TOUGH®**

**ICDWDRLITSS**

# DRILIT® SELF-DRILLING SCREW








LARGE RANGE OF SIZES



INSTALL WITH VERSA-CLUTCH™ SCREWGUN

## DRILIT® OFFERINGS

DIAMETER	THREADS PER INCH	LENGTH RANGE	HEAD STYLE & SIZE					POINT TYPE RANGE	ICC-ES APPROVALS†
			HEX WASHER HEAD	PHILLIPS PAN HEAD	PHILLIPS UNDERCUT FLAT HEAD	PHILLIPS WAFFER HEAD	HEX WASHER HEAD W/ EPDM WASHER		
									
COMPOSITE MATERIAL AND METAL TO METAL APPLICATIONS									
#6	20	3/4" - 1"	1/4"					#2	
#8	18	1/2" - 1-1/2"	1/4"	#2				#2	
#10	16	1/2" - 2"	5/16"					#1, #2, #3	ESR-3294
#12	14	3/4" & 4"	5/16"					#1 & #3	ESR-3294
#12	24	7/8" - 2"	5/16"					#4, #4.5, & #5	ESR-3294
1/4"	14	3/4" - 4"	3/8" & 5/16"					#1 & #3	ESR-3294
1/4"	20	3" - 8"	3/8" & 5/16"					#5	
5/16"	18	1" - 1-1/2"	3/8"					#3	
DRILIT WITH BONDED SEALING WASHER OFFERING									
METAL TO METAL APPLICATIONS									
#8	18	3/4"					1/4"	#2	
#10	16	3/4" - 1-1/2"					5/16"	#3	ESR-3294
#12	14	3/4" - 4"					5/16"	#3	ESR-3294
#12	24	1-1/4" - 2"					5/16"	#4 & #5	ESR-3294
1/4"	14	7/8" - 4"					3/8" & 5/16"	#1 & #3	ESR-3294
DRILIT WOOD TO METAL OFFERING									
WOOD TO METAL APPLICATIONS									
#10	16	1-1/2" - 1-13/16"				#2		#3 & #3 PILOT POINT	
#10	24	3/4" - 1-1/4"				#2		#3	
#10	24	1-7/16"				#2		#3 W/WINGS	ESR-4367
#12	24	1-3/4" - 2-3/4"			#3	#3		#3 W/WINGS	ESR-4367
1/4"	20	3" - 4"			#3			#3 W/WINGS	ESR-4367

## RELATED PRODUCTS

### VSR VERSA-CLUTCH™ SCREWGUN

DW268

#10 Diameters



### VSR VERSA-CLUTCH™ SCREWGUN

DW267

#12 & 1/4" Diameters



### VSR VERSA-CLUTCH™ SCREWGUN

DW269

#5/16" Diameters



### 20V MAX\* XR® VERSA-CLUTCH™ ADJUSTABLE TORQUE SCREWGUN

DCF622

#10 - 1/4" Diameters



\* Maximum initial battery voltage (measured without a workload) is 20 volts. Nominal voltage is 18.

† Includes Los Angeles Building Code (LABC)/Los Angeles Residential Code (LARC) ICC-ES report supplement and a Florida Building Code (FBC) ICC-ES report supplement.

Copyright ©2024 DEWALT. The following are examples of trademarks for one or more DEWALT power tools and accessories: the yellow and black color scheme; the "D"-shaped air intake grill; the array of pyramids on the handgrip; the kit box configuration; and the array of lozenge-shaped humps on the surface of the tool.

ICDWDRLITSS

**GUARANTEED TOUGH.®**

**1-800-4-DEWALT**

**www.DEWALT.com**