

DEWALT



SCREWBOLT+™ HIGH PERFORMANCE SCREW ANCHOR

The Screw-Bolt+ anchor is a one piece, heavy duty screw anchor with a finished hex head or flat head (countersunk). Suitable base materials include normal-weight concrete, sand-lightweight concrete, concrete over steel deck, concrete masonry and solid clay brick. It is simple to install, easy to identify and fully removable. The patented thread design, designed for use with standard ANSI drill bits, reduces installation torque and enhances productivity. The steel threads along the anchor body tap into the hole during installation to provide keyed engagement and allow for reduced edge and spacing distances. The Screw-Bolt+ is available with a standard bright zinc-plated finish or mechanically galvanized plating which offers more corrosion resistance.

CODE LISTED
ICC-ES ESR-3889
CRACKED & UNCRACKED CONCRETE

CODE LISTED
ICC-ES ESR-4042
GROUTED CONCRETE BLOCK



GUARANTEED TOUGH.®

ICDWSBSS

SCREWBOLT+™

HIGH PERFORMANCE SCREW ANCHOR

INTEGRATED WASHER

With serrations under the head secures the attachment

STANDARD BIT


Designed for ANSI carbide drill bits

ENGINEERED STEEL

Designed to cut through hard concrete and maintain ductility

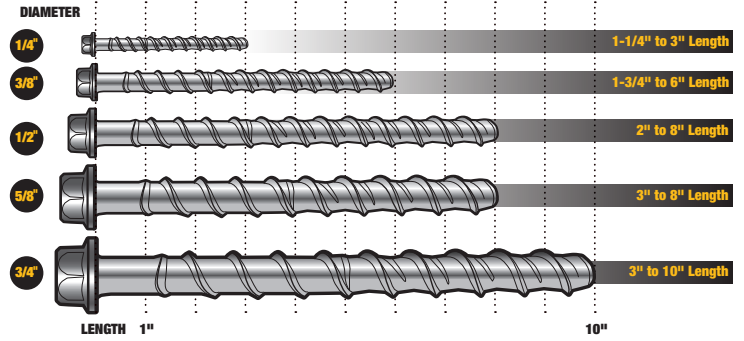
DUST RELIEF THREAD PROFILE

Improves speed & reduces effort for fast installation




COMPREHENSIVE SELECTION

A wide range of diameters and lengths (zinc & galvanized)



SCREWBOLT+ ANCHORS						
HEX HEAD ZINC PLATED	HEX HEAD GALVANIZED	FLAT HEAD ZINC PLATED	ANCHOR SIZE	LENGTH	BOX	CTN
*PFM1411000	-		1/4" x 1-1/4"	1-1/4"	100	600
PFM1411020	-		1/4" x 1-3/4"	1-3/4"	100	600
PFM1411060	-		1/4" x 2-1/4"	2-1/4"	100	600
PFM1411080	-		1/4" x 2-5/8"	2-5/8"	100	500
PFM1411100	-	PFM1411105	1/4" x 3"	3"	100	500
*PFM1411160	-		3/8" x 1-3/4"	1-3/4"	50	300
PFM1411220	-	PFM1411225	3/8" x 2-1/2"	2-1/2"	50	300
PFM1411240	PFM1461240	PFM1411245	3/8" x 3"	3"	50	250
PFM1411280	PFM1461280	PFM1411285	3/8" x 4"	4"	50	250
PFM1411300	PFM1461300		3/8" x 5"	5"	50	250
PFM1411320	PFM1461320		3/8" x 6"	6"	50	150
*PFM1411340	-		1/2" x 2"	2"	50	200
PFM1411360	-		1/2" x 2-1/2"	2-1/2"	50	200
PFM1411380	-	PFM1411385	1/2" x 3"	3"	50	150
PFM1411420	PFM1461420	PFM1411425	1/2" x 4"	4"	50	150
PFM1411460	PFM1461460	PFM1411465	1/2" x 5"	5"	25	100
PFM1411480	PFM1461480		1/2" x 6"	6"	25	75
PFM1411520	PFM1461520		1/2" x 8"	8"	25	100
*PFM1411540	-		5/8" x 3"	3"	25	100
PFM1411580	-		5/8" x 4"	4"	25	100
PFM1411600	PFM1461600		5/8" x 5"	5"	25	75
PFM1411640	PFM1461640		5/8" x 6"	6"	25	75
PFM1411680	PFM1461680		5/8" x 8"	8"	25	50
*PFM1411700	-		3/4" x 3"	3"	20	60
*PFM1411720	-		3/4" x 4"	4"	20	60
PFM1411760	-		3/4" x 5"	5"	20	60
PFM1411800	PFM1461800		3/4" x 6"	6"	20	60
PFM1411840	PFM1461850		3/4" x 8"	8"	10	40
PFM1411880	-		3/4" x 10"	10"	10	20

* denotes sizes which are less than the minimum standard anchor length for Strength Design. The published size length of the anchor is measured from under the head.



INSTALLATION TOOLS

DCH293R2DH



1-1/8" 20V Max**
SDS Plus Rotary Hammer

DCF891



20V MAX* XR® 1/2 in.
Mid-Range Impact Wrench
Kit with Hog Ring Anvil

* Maximum initial battery voltage (measured without a workload) is 20 volts. Nominal voltage is 18.

IMPACT RATED SOCKETS

CAT. NO.	ANCHOR DIAMETER	SOCKET SIZE	SOCKET DRIVE
DWMT751200SP	1/4"	7/16"	1/2"
DWMT751220SP	3/8"	9/16"	1/2"
DWMT751130SP	1/2"	3/4"	1/2"
DWMT751040SP	5/8"	15/16"	1/2"
DWMT746590SP	3/4"	1-1/8"	1/2"