



A SIKA COMPANY

EMSEAL UST

Universal Awning/Sign Sealant Tape



Product Innovation:

EMSEAL's **UST Universal Sealant Tape** features a major breakthrough in sealant technology. The innovation comes in the composition of acrylic adhesive infused into the cellular foam base material. This new proprietary chemistry incorporates a hydrophobic component never before available in a sealant formulation.

The result is a material that features sealing performance significantly greater than any acrylic-impregnated predecessor. In addition, it is **odorless, clean handling, UV stable, non-staining, and highly versatile.**

Product Description:

EMSEAL **UST Universal Sealant Tape** is a preformed expanding tape seal. **UST** is made of a resilient cellular foam infused with a hydrophobic, modified-acrylic, liquid adhesive sealant which is then compressed to a sealing density level appropriate to the application. The result is a hybrid sealant that features the best characteristics of foam and liquid sealants while eliminating their respective weaknesses. **UST** compresses uniformly without overspill to provide a lasting seal.

UST is available in a wide variety of configurations. Users determine the size of **UST** suited to their specific application and performance needs. Typically, higher compression levels are required for watertightness in standing water or water run-off applications; lower compression can be used, for example, for snow seals at roof ridges (see compression chart on below).

UST replaces and outperforms liquid and butyl-tape sealants as well as closed-cell and unimpregnated open-cell foam closures.

EMSEAL **UST** is packaged precompressed in rolls. The material contains a pressure sensitive mounting-adhesive on one face to facilitate installation.

Product Uses:

UST sealant tape is used to seal out dust, air, wind-driven snow, and moisture from joint details in the awning to building face junction


UST is suitable for use against metal, plastic, wood, concrete, and other materials common in building structures. It is also effective in preventing the leakage of light between installation bars and building surfaces.



Product Features:

- Clean handling, non-staining, odorless, UV-stable
- Will not extrude from between joints like caulk or butyl tapes
- Conforms to contours and fills gaps
- Maintains a seal during thermal expansion and contraction of building components
- Provides a long-term seal
- UV-stable
- Excellent compressibility and recovery (minimal compression set)
- No shrinkage or failure due to cell breakage as in closed-cell types
- Maintenance free – doesn't need recaulking

Compression Levels



Higher levels of compression offer greater protection

* Watertight up to 5 PSF per ASTM E-331 modified to run 24 hours instead of standard 15 minutes. This equates to a 1-inch standing head of water for 24 hours without leakage.



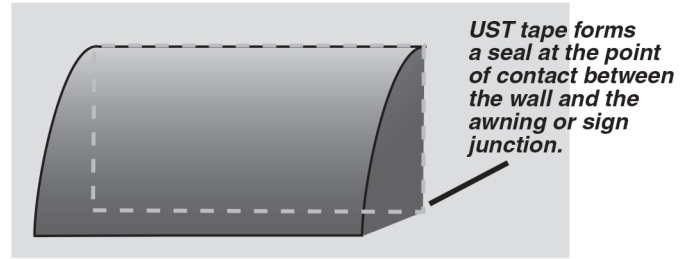
EMSEAL MST

Universal Awning/Sign Sealant Tape

A SIKA COMPANY

TABLE 1: Typical Physical Properties of UST

Property	Value	Test Method
Base Material	Cellular high-density polyurethane foam	N/A
Impregnation	Proprietary, Hydrophobic Water-based Modified Acrylic	N/A
Color	Aluminum Gray	N/A
Tensile strength	22.3 psi min (153.8 kPa)	ASTM D3574 E
Elongation - ultimate	157% min	ASTM D3574 E
Temperature range High - permanent Low - permanent	185°F (85°C) -40°F (-40°C)	
UV resistance	No changes	ASTM G155-00A Accelerated Weatherometer
Resistance to aging	No changes	ASTM G155-00A Accelerated Weatherometer
Bleeding	None	N/A
Compression set	5% max	ASTM D3574 E



Limitations

- **UST** will not adhere to components that are dirty or dust covered or to surfaces coated with oils or other release agents.
- **UST** will expand to follow and fill irregular substrates within reason. Sharp corners and acute angles may need to be filled with additional filler pieces of UST in order to ensure a proper seal.
- Substrate must be capable of resisting, without deflection, approximately 1.5 to 2.5 lb/in² (10 to 17 kPa) back pressure from the MST.

Tape Selection Guide

Use the Compression Levels chart (front) to select a size that ensures the proper degree of sealing to suit the application. The following is a general guide to tape selection:

Stucco, block, brick	UST-15-15-08
Split block	UST-35-20-04
Commercial grade corrugate metal	UST-30-20-04

Standard and Custom Sizes

EMSEAL products are available internationally. The product range is continually being developed. EMSEAL reserves the right to modify or withdraw any product without prior notice.

Installation Guidelines

1 Storage and Surface Preparation

Tape should be stored in a warm dry interior location. Ideal application temperature is approx. 75°F (24°C). Expansion will be faster at higher temperatures and slower at lower temperatures.

Tip: For faster expansion in cold conditions keep the material warm before use and, if desired, apply heat from a heat gun to installed material to accelerate expansion.

Joint faces should be dry and cleaned of dirt, oils, grease, etc. There should exist sufficient depth to receive full width of the sealant.

IMPORTANT: Reels must be stored FLAT and kept compact. Should material expand in package it can still be used. Unroll material, allow it to expand, then recompress it between surfaces to be sealed.

2 Opening Reels

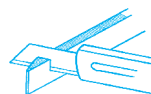
Only open materials that will be immediately used. Remove shrink wrap.



Cut in front of colored marking tape and pull back release liner to expose mounting adhesive.

3 Square Off Ends

Start and finish ends must be cut square. For easier cutting spray knife or scissors with mist of water.




4 Peel Off Liner

Remove release liner to expose adhesive face of tape.



5 Adhere to Surfaces

Press adhesive face to one surface. Align other surface with tape. Secure surfaces together.
Tip: If needed, cut and fit small filler pieces of tape to fill panel corrugation or voids.



6 Join Lengths

Press the butt ends of the adjoining sticks together firmly in the joint. Insert the lengths to be joined into the joint-opening. Always push the material toward the joint to prevent stretching.

Available in many sizes.
If this tape size does not return the results you desire in your specific application, ask your vendor for other size options.