


Technical Information Sheet



RESISTA™ Insulation

Item Description
Flat and Tapered

Description

Elevate RESISTA flat and tapered roof insulation consists of a closed cell polyiso foam core laminated to a specially coated, inorganic, fiberglass facer. RESISTA roof insulation provides outstanding fire, wind and thermal performance for single-ply and modified bitumen commercial roofing applications.

All Elevate polyisocyanurate foam insulations use EPA accepted blowing agents and qualify under the Federal Procurement Regulation for Recycled Material. Flat and tapered RESISTA insulation with ISOGARD™ foam technology incorporates a HCFC-free blowing agent that does not contribute to the depletion of the ozone (ODP-free). Additionally, Elevate RESISTA insulation is a formaldehyde free material.

RESISTA insulation is a mold resistant material per ASTM D3273.

Method of Application

1. Insulation shall be neatly fitted to all roof penetrations, projections, and nailers.
2. No more insulation shall be installed than can be covered with membrane and completed before the end of each day's work or before the onset on inclement weather.
3. RESISTA flat and tapered insulation may be installed using: Elevate approved insulation adhesives or Elevate fasteners and plates

NOTE: For ballasted systems, the top layer of Elevate insulation may not be mechanically attached. See Elevate Technical Information Sheet 950 for insulation attachment patterns.

Storage

- Keep insulation dry at all times.
- Elevate insulation above the deck or ground.
- Cover insulation with waterproof tarps.

Precautions

- Combustible. Refer to Safety Data Sheets (SDS) for more information.
- Do not install over wet, damp, or uneven substrates.

Specification Compliance

ASTM C1289, Type II, Class 2

UL Classified

UL 723/ASTM E84 Flame Spread 50, Smoke Developed 160-180

UL 1256: Construction No 120 and Construction No. 123

FM Class 1 Approved for steel deck constructions FM 4450/NFPA 276

(Refer to RoofNav for Specific Assemblies)

Manufactured in an ISO 9001 Registered Facility

CAN/ULC-S704, Type 1 Class 3

CDPH Standard Method Emissions Compliant

Manufacturing Locations: Jacksonville, FL • Corsicana, TX



Product Data					
Thickness inch (mm)	R-Value	Max Flute Span inch (mm)	Totally Recycled Content % (approx.)	% Post Industrial (approx.)	% Post Consumer (approx.)
0.50 (12.7)	2.8	2.625 (66.7)	65	15	50
1.00 (25.4)	5.7	2.625 (66.7)	52	15	37
1.25 (31.8)	7.1	3.675 (93.3)	48	15	33
1.50 (38.1)	8.6	4.378 (111.1)	44	15	29
1.75 (44.5)	10.0	4.378 (111.1)	41	15	26
2.00 (50.8)	11.4	4.378 (111.1)	39	15	24
2.30 (58.4)	13.2	4.378 (111.1)	36	15	21
2.50 (63.5)	14.4	4.378 (111.1)	35	15	20
2.80 (71.1)	16.2	4.378 (111.1)	33	15	18
3.00 (76.2)	17.4	4.378 (111.1)	32	15	17
3.25 (82.6)	18.9	4.378 (111.1)	31	15	16
3.50 (88.9)	20.5	4.378 (111.1)	30	15	15
3.75 (95.3)	22.0	4.378 (111.1)	29	15	14
4.00 (101.6)	23.6	4.500 (114.3)	29	15	14

*Other thicknesses available upon request.

Typical Properties		
Property	ASTM Test	Value
Compressive Strength	D1621	*20 psi / 138 kPa
Density	D1622	2 pcf / 32 kg/m ³
Dimensional Stability	D2126	<2%
Moisture Vapor Transmission	E96	<1.0 Perm / <57.5 ng/(Pa•s•m ²)
Water Absorption by volume	C209	<1%
Service Temperature	---	-100 to 250 °F (-73 to 121 °C)

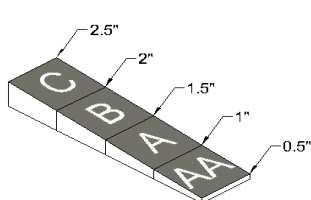
*25 psi (172 kPa) available upon request in thickness up to 2.9" (73.7 mm).

Available Sizes

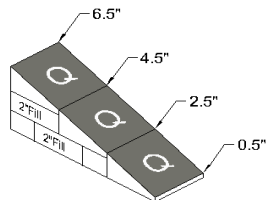
Flat Boards: 4' x 4' (1.22 m x 1.22 m), 4' x 8' (1.22 m x 2.44 m)
Thickness ranging from 0.5" (12.7 mm) to 4.0" (101.6 mm)

Tapered Boards: 4' x 4' (1.22 m x 1.22 m), 4' x 8' (1.22 m X 2.44 m) (special order)
Thickness ranging from 0.5" (12.7 mm) to 4.0" (101.6 mm)
Slopes ranging from 1/16" per foot (.5%) to 1/2" per foot (4%)

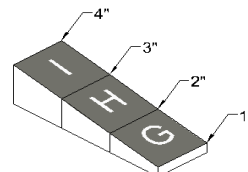
Tapered RESISTA (available sizes)		
Panel Code	Min-Max Thickness inch (mm)	Slope
AA	0.5 – 1.0 (12.7 - 25.4)	1/8" (1%)
A	1.0 – 1.5 (25.4 - 38.1)	1/8" (1%)
B	1.5 – 2.0 (38.1 – 50.8)	1/8" (1%)
C	2.0 – 2.5 (50.8 – 63.5)	1/8" (1%)
G	1.0 – 2.0 (25.4 – 50.8)	1/4" (2%)
H	2.0 – 3.0 (50.8 – 76.2)	1/4" (2%)
I	3.0 – 4.0 (76.2 – 100.6)	1/4" (2%)
X	0.5 – 1.5 (12.7 – 38.1)	1/4" (2%)
Y	1.5 – 2.5 (38.1 – 63.5)	1/4" (2%)
Z	2.5 – 3.5 (63.5 – 88.9)	1/4" (2%)
Q	0.5 – 2.5 (12.7 – 63.5)	1/2" (4%)



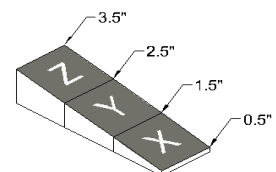
1/8"/ft. Tapered Section



1/2"/ft. Tapered Section



1/4"/ft. Tapered Section



1/4"/ft. Tapered Section

Contact Holcim's Estimating Services Department for a project quotation or for layout guidance. For site assistance or contractor support, contact Holcim Tapered Project Management Team by calling 1-800-428-4442 or by emailing estimating-services-dept@holcim.com.

Please contact Holcim Technical Services at 800-428-4511 for further information.

This sheet is meant to highlight Elevate products and specifications and is subject to change without notice. Holcim takes responsibility for furnishing quality materials that meet published Elevate product specifications or other technical documents, subject to normal manufacturing tolerances. Neither Holcim nor its representatives practice architecture. Holcim offers no opinion on and expressly refuses any responsibility for the soundness of any structure. Holcim accepts no liability for structural failure or resultant damages. Consult a competent structural engineer prior to installation if the structural soundness or structural ability to properly support a planned installation is in question. No Holcim representative is authorized to vary this disclaimer.

Firestone, the brand of premier roofing, wall, and lining systems you know and trust, will be coming to you under a new name: Elevate. During our transition, products carrying the brand name **Firestone** will change to **Elevate** on product labels and packaging, Technical Information Sheets, and elsewhere. Only the brand name is changing. Our products remain the same.

For further information on our brand transition to Elevate, scan the code below with your smartphone, or visit our website: www.holcimelevate.com

