

Technical Information Sheet



ULTRAPLY™ TPO CUSTOM PIPE BOOTS

Item Description	Item Number
White	
Tan	W56TPO3CFP
Gray	

DESCRIPTION

Elevate UltraPly TPO Custom Pipe Boots are part of the Elevate UltraPly Custom Accessory Program. This program is designed to reduce time-consuming field fabrication by providing custom fitted accessories with welds made in factory conditions. The UltraPly TPO Custom Pipe Boots are designed in a variety of shapes to allow the flashing of round and square roof penetrations. UltraPly TPO Custom Pipe Boots are non-adjustable, and custom made to fit your penetration size. This labor-saving product is made from standard, reinforced, 60 mil UltraPly TPO membrane. The UltraPly TPO Custom Pipe Boots are available in three different designs (square, round and conical). Each design is available with or without a split to allow application when the pipe boot cannot slip over the top of the roof penetration. UltraPly TPO Custom Pipe Boots are available in White, Tan or Gray.

METHOD OF APPLICATION

1. Refer to the Elevate Technical Database for all current details and requirements.
2. Ensure substrate is clean and clear of any dirt, debris or other contaminants.
3. Position the pipe boots in place and verify that the correct size is being used and there is enough overlap on the split to allow a 2" (50.8 mm) weld.
4. Weld pipe boots in place, ensuring a 2" (50.8 mm) weld along perimeter and along the split if the split pipe boot configuration is being used.
5. Refer to the detail drawings for proper termination and installation details.

STORAGE

Store material in its original unopened packaging away from sources of physical damage or chemical contamination.

PRECAUTIONS

- Exercise caution when lifting, moving, transporting storing or handling UltraPly TPO Custom Pipe Boots to avoid sources of punctures, physical damage, or chemical contamination.
- Contact a Regional Technical Coordinator at 1-800-428-4511 for specific recommendations regarding chemical or waste product compatibility.
- Details and installation details can be found on the Elevate website located at www.elevatcommercialbp.com.
- Refer to Safety Data Sheets (SDS) for additional safety information.

LEED® INFORMATION

Post-Consumer Recycled Content: 0%

Post Industrial Recycled Content: 15%

Manufacturing Location: Wellford, SC / Tuscumbia, AL

NOTE: LEED® is a registered trademark of the U.S. Green Building Council

TYPICAL PROPERTIES (Meets or Exceeds ASTM D 6878 Specification)			
Properties	Test Method	Performance Minimum	Typical Performance 60 mil
Overall Thickness	D 751	0.039" (1 mm)	0.060" (1.52 mm) ± 10%
Coating over Scrim	D 7635	0.015" (0.38 mm)	0.021" (0.53 mm)
Breaking Strength	D 751, Grab Method	220 lbf (979 N)	390 lbf (1,735 N)
Elongation of Reinforcement Break	D 751, Grab Method	15%	25%
Tearing Strength	D 751	55 lbf (245 N)	120 lbf (534 N)
Brittleness Point	D 2137	-40 °F (-40 °C)	Pass
Ozone Resistance, No Cracks	D 1149	Pass (No Cracks)	Pass
Properties After Heat Aging (Retained Values) ASTM D 573-5376 h (224 days or 32 weeks) at 240 °F (116 °C)			
Breaking Strength	D 751, Grab Method	90% Minimum	> 90%
Elongation at Break	D 751, Grab Method	90% Minimum	> 90%
Tearing Strength	D 751	60% Minimum	> 60%
Weight of Change	---	± 1% Maximum	< 1%
Linear Dimension Change	D 1204, 6 h at 158 °F (70 °C)	± 1% Maximum	< 1%
Water Absorption	D 471	± 3% Maximum	< 3%
Weather Resistance*	G 155	10,800 kJ/m ² Minimum	> 60,000 kJ/m ²
*176 °F (80 °C) Black Panel, no cracking, crazing when wrapped around a 3" (76.2 mm) mandrel and inspected at 7X magnification			
Puncture Resistance	FTM 101C, Method 2031	---	300 (1,300)
Dynamic Puncture Resistance MD	D 5635	---	Pass (40 J)
Dynamic Puncture Resistance CD	D 5635	---	Pass (50 J)
Static Puncture Resistance	D 5602	---	Pass (25 kg)

TIS 217

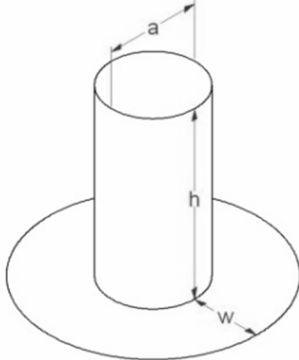
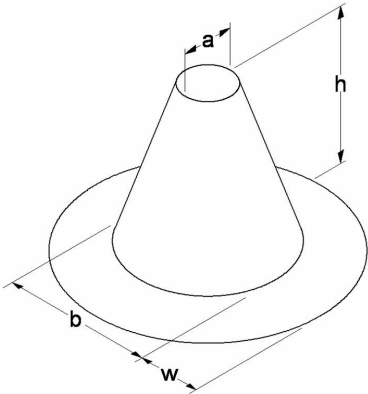
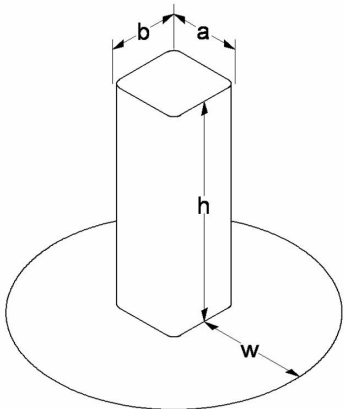
July 21, 2025

Sales: (800) 428-4442

Technical: (800) 428-4511

Page 2

PRODUCT DATA

Shape	Dimensions
<p>Round Pipe Boot</p>	
<p>Conical Pipe Boot</p>	
<p>Square Pipe Boot</p>	

Please contact Elevate Technical Services at 800-428-4511 for further information.

This sheet is meant to highlight Elevate products and specifications and is subject to change without notice. Amrize takes responsibility for furnishing quality materials that meet published Elevate product specifications or other technical documents, subject to normal manufacturing tolerances. Neither Amrize nor its representatives practice architecture. Amrize offers no opinion on and expressly refuses any responsibility for the soundness of any structure. Amrize accepts no liability for structural failure or resultant damages. Consult a competent structural engineer prior to installation if the structural soundness or structural ability to properly support a planned installation is in question. No Amrize representative is authorized to vary this disclaimer.