


Technical Information Sheet



X-TRED™ WALKWAY PAD

Item Description	Item Number
Gray	W56TPO302X
White	W56TPO301X
Yellow	W56TPO303X

DESCRIPTION

The Elevate X-Tred Walkway Pad is a highly specialized UV Resistant pad made from 100% TPO and designed to provide protection from essential rooftop services and traffic and maintain the integrity of the existing roof surface. X-Tred Walkway pads can be installed loose-laid on top of the existing adhered TPO or EPDM roofing assemblies, making installation simple. Where Design Wind Speed exceeds 90 mph (145 km/h) or a wind speed warranty coverage greater than 55 mph (88 km/h) is required, X-Tred Walkway Pads must be secured to the roof membrane system.

The X-Tred Walkway Pad can be applied on **adhered low-slope roofing projects (less than 2:12 slope)** including Elevate's UltraPly™ TPO, RubberGard™ EPDM, EcoWhite™ EPDM and Modified Bitumen roofing systems. There are two distinct sides of the X-Tred Walkway Pad: Side A with longer bars running parallel to the roll direction and Side B with shorter length bars running perpendicular to the roll length.

The X-Tred Walkway Pad is impact resistant in extremely cold climates. The top ribs have an embossed surface to provide slip-resistance and ensure a good grip while walking. The effective combination of an open grid format and 9/16" (14 mm) height enables self-draining and makes the X-Tred Walkway Pad an effective walking surface even in areas where standing water may occur. **X-Tred Walkway Pads are acceptable for use on low-slope Elevate TPO and EPDM adhered systems as well as on Elevate mechanically attached TPO and EPDM roofing systems, provided they are secured to the roof to prevent blow off.**

METHOD OF APPLICATION FOR ADHERED SYSTEMS

UltraPly TPO, RubberGard EPDM, RubberGard EcoWhite EPDM, Modified Bitumen

In field areas of roof and for projects with a maximum wind speed warranty of up to 55 mph (88 km/h) or a Design Wind Speed of 90 mph or less:

1. The design of the X-Tred Walkway Pad makes installation quick, easy and maintenance free.
2. The X-Tred Walkway Pad is loose laid, in the appropriate areas, over the roof surface. X-Tred Walkway Pad is not recommended for installation in the roof perimeter and corner areas. If required in these areas, the X-Tred walkway pad must be secured to the roof.
3. Install with Side A as top surface on Elevate UltraPly TPO, RubberGard EPDM, RubberGard EcoWhite EPDM systems. Install with Side B as top surface on Elevate's Modified Bitumen roof systems.

TIS 1526

September 9, 2025

Sales: (800) 428-4442

Technical: (800) 428-4511

Page 1

METHOD OF APPLICATION FOR MECHANICALLY ATTACHED SYSTEMS

Mechanically Attached UltraPly TPO Roofs

Where Design Wind Speeds exceed 90 mph (145 km/h) or when a warranty includes increased wind speed coverage of up to 72 mph (116 km/h). For added security and as required for special wind uplift resistance in high wind prone areas or in roof perimeter and corner areas, loop TPO attachment strips through the X-Tred Walkway Pad as follows:

1. Cut strips of UltraPly TPO membrane to $\frac{3}{4}$ " (19 mm) wide x 10" (254 mm) long.
2. Thread the TPO strips through the X-Tred pad at the first loop using two 90-degree folds.
NOTE: Avoid attaching strips over TPO seams.
3. Using a hot air welding tool, weld the ends of the UltraPly TPO strip (weathering side up) onto the field membrane.
4. Space the strips approximately 36" (914 mm) apart on both sides of the walkway pad and at the roll ends.
5. For a full 30" (762 mm) x 30' (9 m) roll, there should be 20 attachment strips installed, i.e. 10 strips per side (Refer to Detail Drawing UT-M-7).

STORAGE

Store material in original unopened packaging, in a dry area, away from sources of physical damage or chemical contamination.

SHELF LIFE

XX Months when stored between X °F (Y °C) and X °F (Y °C) out of direct sunlight.

PRECAUTIONS

- Refer to Safety Data Sheets (SDS) for additional safety information.
- Do not expose walkway material to any open flames or ignition sources.
- Not for use on Elevate PVC installations (use Elevate PVC X-Tred Walkway Pad on PVC installations).

LEED® INFORMATION


Post-Consumer Recycled Content: 0%
 Post Industrial Recycled Content: 0%
 Manufacturing Location: Fort Payne, AL

NOTE: LEED® is a registered trademark of the U.S. Green Building Council


TYPICAL PROPERTIES		
Properties	ASTM Test Method	Value
Overall Thickness	ASTM D 751	0.55" ± 0.02" (14 mm ± 0.5 mm)
Weight	---	1.3 lb/ft ² (6.3 kg/m ²)
Width	ASTM D 751	30" ± 0.5" (762 mm ± 13 mm)
Roll Length	---	30' + 0.5', -0 (9.1 m + 0.15 m, -0)
Roll Width	---	30" (762 mm)
Roll Length	---	30' (9.1 m)
Roll Weight	---	88 lb (40 kg)
Rolls Per Pallet	---	6

COLOR OPTIONS


Gray
Item Number: W56TPO302X



White
Item Number: W56TPO301X



Yellow
Item Number: W56TPO303X



Please contact Elevate Technical Services at 800-428-4511 for further information.

This sheet is meant to highlight Elevate products and specifications and is subject to change without notice. Amrize takes responsibility for furnishing quality materials that meet published Elevate product specifications or other technical documents, subject to normal manufacturing tolerances. Neither Amrize nor its representatives practice architecture. Amrize offers no opinion on and expressly refuses any responsibility for the soundness of any structure. Amrize accepts no liability for structural failure or resultant damages. Consult a competent structural engineer prior to installation if the structural soundness or structural ability to properly support a planned installation is in question. No Amrize representative is authorized to vary this disclaimer.