

Form-A-Key Products Introduces. . .

“Clean-Strip Cap”

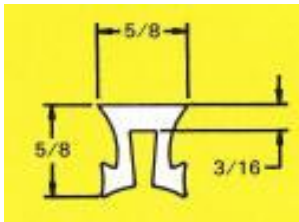



Plastic Cap is recommended for all applications, especially outdoor applications.



The easiest, most economical way to finish concrete slabs with a water resistant seal. Install KEY-LOC® Joint with our Clean-Strip Cap applied to top edge. Pour and finish concrete slabs. Peel off top of Clean-Strip Cap for the most aesthetically appealing controlled slabs. No need to strip or caulk. #3017 - Clean Strip Cap available in gray and black. Total slab completion in one easy process.

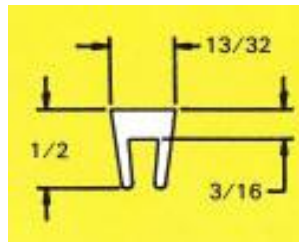

Plastic Caps



#2137 Stay-in-place cap

A modern approach for sealing concrete slabs! Aesthetically appealing, this one-step plastic cap provides for expansion and contraction while forming a water resistant seal. This UV resistant cap saves contractors time and money! No need to remove cap and caulk. Available in black & gray.

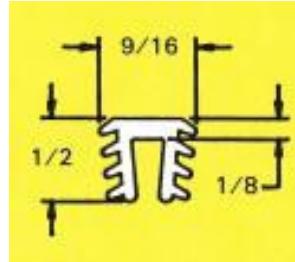
**250 ft./roll
20#/roll**



#0658 Removable cap

A black removable cap that snaps onto the KEY-LOC Joint prior to pouring. Cap is removed after concrete is set to create a 13/32" wide void for sealant. Cap may be re-used as many as 15 times.

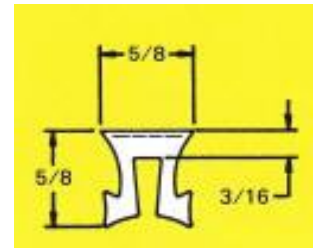

**400 ft./roll
23#/roll**



#1886 Ribbed cap

A ribbed black adapter cap for use with removable polystyrene cap that snaps onto the KEY-LOC Joint prior to pouring. After concrete has set, top half of polystyrene cap is removed, and depending upon polystyrene cap choice, either a 1/2" x 1/2" or a 3/8" x 1/2" void is created for sealant.

**250 ft./roll
20#/roll**



#3017 Clean-Strip Cap

The easiest, most economical way to finish concrete slabs with a water resistant seal. Install Key-LOC Joint with our Clean-Strip Cap applied to the top edge. Pour and finish concrete slab. Peel off top of Clean-Strip cap for the most aesthetically appealing controlled slabs. No need to strip or caulk.

**200 ft./roll
20#/roll**

Form-A-Key Products

a division of **Cardinal Manufacturing Company, Inc.**
225 Eiler Avenue, P.O. Box 14127
(502)361-1396, 1-800-662-5576, Fax: (502)363-5905