



# Cobra® SnowCountry® Exhaust Vent for Roof Ridge

Remove excess heat and moisture from your attic and protect your roof system from premature deterioration



- Improve energy efficiency by reducing attic heat and reducing your summer air-conditioning load
- Limit the growth of harmful mold and mildew
- Minimize peeling of paint inside and out

# Cobra® SnowCountry® Exhaust Vent for Roof Ridge



## Benefits:

- **Allows heat and moisture to escape** at the most effective location—the ridge
- **Shingle-over design** blends into the ridge line
- **Engineered for durability** with high-impact UV-resistant polymers
- **External baffles** with crush-resistant internal structure
- **Snow Guard™ Filter** helps resist snow, pine needle, and insect infiltration while avoiding dust clogging — meets the requirements of ICC Dust Exposure testing<sup>1</sup>
- **Unique EasyTear® Sizing Feature** allows you to hand-tear the vent in 3" (76 mm) increments — no cutting and less waste
- **Passes the 110 mph wind-driven rain test**<sup>2</sup>
- **Eligible for up to a Lifetime<sup>†</sup> limited warranty.** It's also an eligible accessory product in the Attic Ventilation category of GAF residential enhanced warranties.

## Balanced Ventilation:

Balanced attic ventilation means there's an equal amount of air entering it as there is exiting it. The amount of exhaust ventilation must **never** exceed the amount of intake ventilation at the soffits or eaves. GAF recommends a minimum of 1 sq. ft. of net free ventilation for every 300 sq. ft. of attic floor space. Always

consult local building codes for specific ventilation requirements.

### How Much Do I Need?

Calculate the total square footage of your attic floor space and then review the chart below for how much Cobra® SnowCountry® Exhaust Vent for Roof Ridge is needed:

Total attic sq. footage	Recommended Length of Cobra® SnowCountry® Exhaust Vent (ft.)	Minimum Intake Ventilation (net free area in sq. in.)
1,600	22	396
1,900	26	468
2,200	30	540
2,500	34	612
2,800	38	684
3,100	42	756
3,400	46	828

Note: Chart above based on 1/300 rule. Always have a balanced attic ventilation system. In no case should the amount of exhaust ventilation at or near the ridge exceed the amount of intake ventilation at or near the soffit. Visit [gaf.com/ventcalculator](http://gaf.com/ventcalculator) for more details.


## Product details:

### For use in colder climates

- 11.5" (292 mm) width — for 12" (305 mm) width ridge cap shingles
- 18 sq. inches per lineal foot (38,100 mm per lineal meter) of net free ventilating area
- Hand nail installation
- For roof pitches 3:12 to 16:12

### Code Approvals & Standards:

- Miami-Dade County Product Control Approved
- State of Florida Approved
- UL ER15072-01
- Texas Department of Insurance Product Evaluation RV-29
- CCMC 14083-R
- UL Listed to ANSI/UL 790 Class C<sup>3</sup>




1. Warm, moist air escapes attic through **Cobra® SnowCountry® Exhaust Vent for Roof Ridge** (installed under ridge cap shingles)
2. Fresh air enters attic through intake vent at the soffit or eave

<sup>1</sup> Lifetime refers to the length of warranty coverage provided and means as long as the original individual owner(s) of a single-family detached residence [or eligible second owner(s)] owns the property where the qualifying GAF products are installed. For other owners/structures, Lifetime coverage is not applicable. Lifetime coverage on shingles requires the use of GAF Lifetime Shingles only. See the *GAF Shingle & Accessory Limited Warranty* for complete coverage and restrictions. Visit [gaf.com/LRS](http://gaf.com/LRS) for qualifying GAF products.

<sup>2</sup> Tested in accordance with ICC AC132, Section 4.2.

<sup>3</sup> Under controlled laboratory testing conducted by GAF

<sup>3</sup> Refer to UL Online Certification Directory for actual assemblies



To learn more about the Lifetime<sup>†</sup> Roofing System visit [gaf.com/Lifetime](http://gaf.com/Lifetime)



We protect what matters most™

