SINGLE-PLY: TPO & PVC

Ⓐ CORNER



11 BEADS 4" O.C.
4" FROM ENDS

Ⓑ PERIMETER

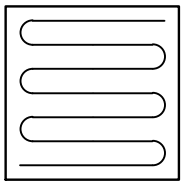

7 BEADS 6" O.C.
6" FROM ENDS

Ⓒ FIELD

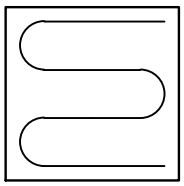

4 BEADS 12" O.C.
6" FROM ENDS

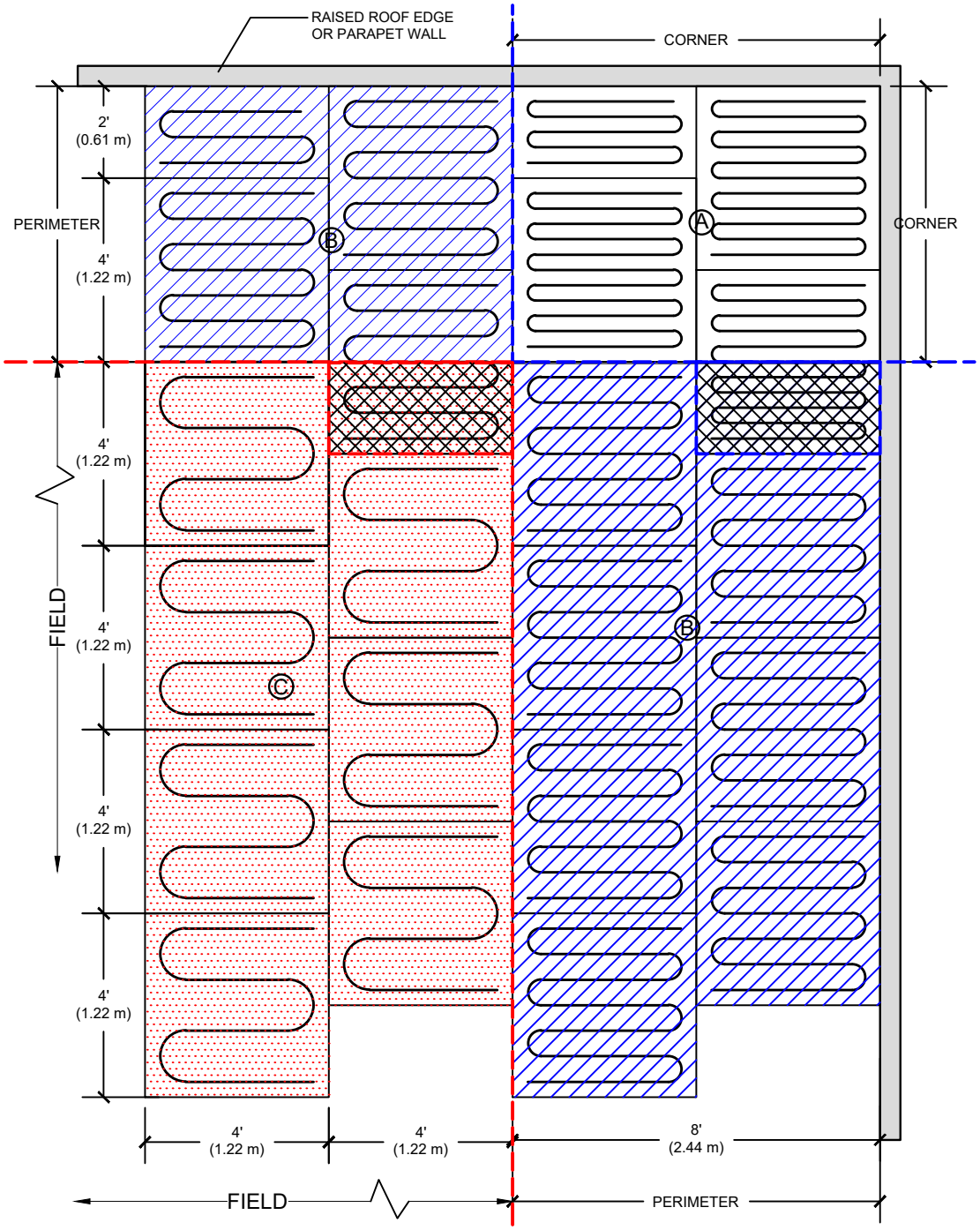

CORNER FASTENING

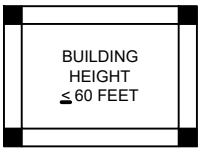

NOTE:

1. WHEN APPLYING MULITPLE LAYERS OF INSULATION, IT IS REQUIRED TO RUN THE BEADS PERPENDICULAR TO THE PRECEEDING LAYER.
2. IF A PORTION OF A BOARD EXTENDS INTO ANOTHER ZONE, IT MUST DEFER TO THE ZONE OF THE GREATER FASTENING PATTERN.

GAF

LOW RISE FOAM FASTENING ZONES & PATTERNS

DRAWING #		THIS DETAIL APPLIES TO:	ISSUE / REVISION DATE	SCALE
107C		RHINOBOND® SYSTEMS	8/17/20	N.T.S.

LEGEND
- FIELD ZONE
- PERIMETER ZONE
- CORNER ZONE
- TRANSITION ZONE