


# Asphaltic Accessories Brochure

Updated: 5/12



*Quality You Can Trust...From  
North America's Largest Roofing Manufacturer!™*

[www.gaf.com](http://www.gaf.com)



# Asphaltic Accessories

---



# M-WELD® PRE-FLASHED ACCESSORIES

M-Weld® accessories complement GAF asphaltic roofing systems. They are available for use with SBS or APP smooth or granule surface, and provide a professional, clean finish to roofing jobs. By using pre-flashed factory-built accessories, installs are quicker, inspections go smoother, and jobs are done right the first time.

## “Improve The Quality Of Your Penetration Flashings While Reducing Your Installed Cost!”

**The Problem:** • Conventional field-built flashings are among the most notorious leak sites on the roof

**The Solution:** • M-Weld® Pre-Flashed Accessories offer consistent, factory-built quality every time—at a lower installed cost!

- **Reduces Embarrassing Callbacks...** Consistent quality and ease of installation reduce the possibility of leaks and callbacks
- **Saves Cost Versus Field Construction...** Reduces installed costs by up to 6%!
- **Simpler Solution...** No need to carry multiple repair membranes because M-Weld® Accessories work with torch, hot bitumen, or cold adhesive applied systems
- **Looks Better...** Uniform construction results in a neater finished appearance
- **Custom Styles Available...** Wide variety of standard styles and sizes, plus custom-fabricated styles to meet specific job requirements

## How Much Would You Save With M-Weld® Vents? Compare These Typical Installations:

### M-Weld® Pre-Flashed M-Vent™

#### 1. Material Costs

5" Standard M-Vent™	\$62
Cost of Flashing Membrane	N/A
Cost of Primer & Brushes	N/A
Cost of Asphalt/Propane/Adhesive	4
<b>Total Material Costs</b>	<b>\$66</b>

#### 2. Labor Costs

Remove Damaged Flashings & Vent Stack	10 Minutes
Install M-Vent™	2 Minutes
<b>Total Installation Time</b>	<b>12 Minutes</b>
<b>Total Labor Cost (12 mins. @ \$50 per hour)</b>	<b>\$10</b>

**TOTAL INSTALLED COST \$76**

Note: Labor rates and product costs may vary in different areas.

### Flashed-On-Site Lead Vent

#### 1. Material Costs

5" Lead Vent	\$40.70
Cost of Flashing Membrane	8.80
Cost of Primer & Brushes	3.00
Cost of Asphalt/Propane/Adhesive	5.50
<b>Total Material Costs</b>	<b>\$58</b>

#### 2. Labor Costs

Remove Damaged Flashings & Vent Stack	10 Minutes
Prime Metal/Allow to Dry	5 Minutes
Apply Plastic Cement & Press Vent Into Place	2 Minutes
Measure and Cut Flashing Material	3 Minutes
Install Flashing Material	6 Minutes
Install M-Vent™	0 Minutes
Clean Up Brushes and Trowel	4 Minutes
<b>Total Installation Time</b>	<b>30 Minutes</b>
<b>Total Labor Cost</b>	<b>\$25</b>
(30 mins. @ \$50 per hour)	


**TOTAL INSTALLED COST \$83**

**Single size fits many different-sized pipes:**

- Vent stacks
  - Faulty flashing around penetrations
- Sizes**
- Standard 5" and 9" diameters
  - Custom 12" and 14" diameters available

**Styles**

- APP or SBS, smooth or granule-surfaced flashing membrane



**Standard  
M-Vent™**



**Adjustable  
M-Vent™**

**Easily flashes pipes up to 14":**

- Damaged flashing around tall or awkward pipes or protrusions

**Sizes**

- Standard 6", 8", and 14" diameters

**Styles**

- APP or SBS, smooth or granule-surfaced flashing membrane

**"M-Weld®  
Accessories Are  
Perfect For New  
Installations,  
Re-Roof, Or  
Repair!"**



**One Way  
Vent**

**Allow continuous release of  
vapor within system:**

**Sizes**

- 4" (100 mm) diameters

**Styles**

- Unflashed or offered as flashed with APP or SBS smooth or granule-surfaced flashing membrane

*"We've reduced our labor costs dramatically by using M-Weld® Pre-flashed Products, compared to traditional flashing methods."*

—Bill Pagnato, President - Pagnato & Pagnato Building Systems Services, Inc., Marina del Rey, CA



**Drain  
Insert**

**Complete with hardware,  
strainer, and gravel guard;  
Drain insert retrofits:**


- Damaged interior drains and flashing

**Sizes**

- Retrofit sizes include 1-1/2", 2-1/2", 3-1/2", 4-1/2", and 5-1/2" diameters
- Larger sizes up to 7-1/2" available (special order)

**Styles**

- APP or SBS, smooth-surface flashing membrane



**M-Curb™  
System**

**Ideal for flashing and pitch pans around:**

- Guide wires, antennas, sign supports & other difficult-to-flash areas; requires no strip flashing and easily bonds to most roofing materials.

**Sizes**

- 5" and 7-1/2" Round Curb Sections, 6" and 12" Straight Curb Sections; Curb Corners also available

**Styles**

- Available in convenient kits (Including M-Thane™ 2-part pourable sealer)

# METALASTIC® EXPANSION JOINT COVERS

Metalastic® Expansion Joint Covers help save costs and reduce risks of leaks. Available in 4 standard types and in continuous lengths up to 250 feet, Metalastic® Expansion Joint Covers are the perfect solution for use with virtually any asphaltic roof system.

## “Reduce Field Splices And Seam Failures, And Save Labor Too!”

**The Problem:** Field splices are one of the most notorious leak sites on the expansion joint cover


- **Reduces Embarrassing Callbacks...** Continuous lengths and ease of installation reduce the possibility of leaks and callbacks
- **Looks Better...** Uniform surface results in a neater finished appearance
- **Versatile...** Compatible with all types of roofing systems; available with black or white surface membrane



Splice failure on competitor's product

**The Solution:** Metalastic® Expansion Joint Covers in continuous lengths up to 250'— reduce splices and leaks

- **Saves Cost Versus Traditional EJs...** Reduces installed costs by up to 8%
- **Won't Trap Water...** Flexible, contoured bellows have no seams or channels to trap water
- **Custom Designs Available...** Including custom profiles and transitions with galvanized, stainless steel, aluminum, or copper nailing flanges
- **Advanced Butyl Technology...** Eliminates installation hassles with self-adhering seam joining system
- **Saves Labor...** Splices take only 15 seconds vs. 15 minutes
- **Easy...** Same splicing technique for all styles — makes installation and repairs quicker and easier than ever
- **Reliable...** Faster, safer, and longer-lasting expansion joint seam details



Metalastic® cover in continuous length run

# Standard Styles Available

Designed to provide a weathertight closure over a variety of expansion joint profiles; custom styles, sizes, and transitions to meet virtually any expansion joint detail

## CMF Style

Curb-to-Curb style expansion joint profiles




## CTW Style

Curb-to-Wall style expansion joint profiles




## SMF Style

Cant-to-Cant or Cant-to-Wall expansion joint profiles



## LP Style

Low Cant-to-Cant or Cant-to-Wall expansion joint profiles



*“One of the major sources of leaks in...low-slope roofs is faulty flashing at...vent pipes and ducts.”*

—Laaly, H.O., “The Science and Technology of Traditional and Modern Roofing Systems” 45-1 (1992).

# Easy, Foolproof Installation



**1** Unroll Metalastic® Expansion Joint Cover



**2** Nail inside metal nailer on one side



**3** Apply Matrix™ 203 Plastic Roof Cement to vertical curb faces (or order with Metalastic® Butyl Tape Sealant), fold down and fasten outside nailer



**4** Compress bellows by aligning opposite nailing flanges with opposite curb edge and fasten

# LEXSUCO® FLASHING PRODUCTS

## “Take The Guesswork Out Of Flashing Repairs!”

**The Problem:** • Having to guess which materials will be compatible to make the repair

**The Solution:** • Lexsuco® Base Flashings are compatible with BUR, modified bitumen, and single-ply systems, eliminating guess work at the job site—and they are included in GAF’s Diamond Pledge™ NDL Guarantee coverage

- Reliability... Built on over 30 years of field experience
- Plus... Fewer materials are needed to make the repair


### Metal Edge Flashing

- **Fast Installation With Less Material...** Metal edge permits fast mechanical attachment without the need for pressure or termination bar
- **Highly Versatile...** Metal edge can be easily formed to fit different roof profiles, panel shapes, corners, curbs, etc.



### Reinforced (RF) Flashing

- **Specially Compounded...** Dimensionally stable, weather resistant, and flexible to resist damage from the elements, chemicals, and solvents
- **Highly Durable...** Reinforced with a fiberglass scrim providing superior tear, puncture, and abrasion resistance



### Black/White Flashing

- **Versatile...** Black on one side and white on the other – allows a match with your specific application
- **Flexible Material...** Resists splitting caused by expansion and contraction of roofing system components



# TOPCOAT® MATRIX™ ROOFING & FLASHING CEMENTS



Matrix™ roofing and flashing cements are a broad range of asphaltic roofing installation and repair products. Whether installing a new membrane with cold-process adhesive, installing new or repairing flashings around openings and penetrations, or sealing shingles on a steep-slope roof, Matrix™ products offer cost-effective performance.

## MATRIX™ Products For Repair & Installation Of Asphaltic Roofing

### QUICK-REFERENCE GUIDE FOR MATRIX™ PRODUCTS

Cold-Applied Adhesive	Patching & Repair Cement	Protective Asphalt Roof Coating & Primer	Reflective Roof Coating	Reflective/Restorative Roof Coating
<b>MATRIX™ 102</b> SBS Membrane Adhesive	<b>MATRIX™ 201</b> Premium SBS Flashing Cement	<b>MATRIX™ 305</b> Fibered Asphalt Emulsion	<b>MATRIX™ 303</b> Premium Fibered Aluminum Roof Coating	<b>MATRIX™ 322</b> Elastomeric Roof Coating
<b>MATRIX™ 103</b> Cold Process Adhesive	<b>MATRIX™ 202</b> SBS Flashing Cement	<b>MATRIX™ 306</b> Non-Fibered Asphalt Emulsion	<b>MATRIX™ 304</b> Non-Fibered Aluminum Roof Coating	
	<b>MATRIX™ 203</b> Plastic Roof Cement	<b>MATRIX™ 307</b> Premium Asphalt Primer		
	<b>MATRIX™ 204</b> Wet/Dry Roof Cement			

## Matrix™ 203 Plastic Roof Cement

Long-Lasting/  
Trowel Grade  
Consistency!



### Uses

"Trowel-grade" consistency ideal for:

- Sealing leaks and openings around flashings, chimneys, vents, skylights, joints in metal edging, gutters, and similar objects
- Sealing shingles and repairing asphalt built-up, metal, and masonry roofs
- Constructing built-up flashings
- Filling flashing pans around roof penetrations
- Damp proofing the exterior side of concrete and masonry walls and asphalt roof cement

### Sizes

Available in convenient 5-gallon containers

## Matrix™ 201 SBS Flashing Cement

Highly Modified  
For Maximum  
Flexibility  
& Hold!



### Uses

Heavy, "trowel-grade" consistency outperforms standard plastic cements for:

- Sealing end laps and perimeter edges of SBS modified bitumen membranes
- Sealing metal-edge and flashing, gutter seams, air-conditioning ducts, etc.
- Repairing splits, breaks, and holes in roofing and flashing
- Attaching flashing to parapet walls, curbs, and roof projections

Also use:

- Along joints of metal roof panels, metal edging, gutters, coping caps, and air-conditioning ducts
- At pipes and projections through below-grade damp proofing membranes, for sealing shingles, and for repairing asphalt built-up, metal, and masonry roofs

### Sizes

Available in convenient 5-gallon containers





*Quality You Can Trust...From  
North America's Largest Roofing Manufacturer!™*

GAF Contractor Services 1-800-766-3411  
© 2012 GAF 5/12 • #190

[www.gaf.com](http://www.gaf.com)  
COMLS100