

StreetBond® Color Card

(COMCO120)

Updated: 4/18



*Quality You Can Trust...From
North America's Largest Roofing Manufacturer!™*



TRADITIONAL

Traditional Colors are warm, earth tone, and neutral colors designed to enhance the aesthetics of a public space long-term. These colors are commonly used in community areas, universities, public buildings, crosswalks, plazas, and in decorative streetscape designs. The Traditional Colors family provides more subtle and flexible colors that go well together in any pavement coatings project.



SOLAR-REFLECTIVE

Solar-Reflective Colors use special technology designed to help cool high-traffic areas without limiting color choices to white or light colors. Solar-Reflective Colors help reduce Urban Heat Island Effect and the temperature of asphalt surfaces while providing protection against UV damage and asphalt degradation. These colors are typically used in pedestrian and vehicular high-traffic areas such as parks, schools, playgrounds, and non-covered areas that experience direct sunlight.



CYCLE LANE

These bold, highly reflective colors are designed to delineate public cycle lanes and intersections, helping to keep cyclists safe and reinforce priority to bicyclists by visually alerting drivers to the presence of a cycle lane. Cycle Lane Colors are also used in the coating of off-street jogging/cycle paths, bus lanes, school zones, and parking lot markings.



SIGNATURE

Signature Colors transform the look and feel of a community by providing a custom palette that is designed for achieving a differentiated look. These are non-stocked custom colors used in public areas such as decorative streetscapes, parks, plazas, sports courts, civic centers, and playgrounds to direct pedestrian and vehicular traffic flow.



gaf.com



PAVEMENT

COATINGS

COLOR

GUIDE



Quality You Can Trust... From North America's Largest Roofing Manufacturer!

gaf.com



TRADITIONAL



San Diego Buff




Taupe




Burnt Sienna




Nutmeg




Terra Cotta




Bedrock




Brick



Brown Suede




Sunset Blush




Concrete Gray




Marigold




Pewter




Sierra




Hunter Green



Black



Slate




Granite

NOTE: The color samples in this guide may not precisely match their physical equivalents. Always refer to physical samples before making your color choices.

NOTE: LEED® — an acronym for Leadership in Energy and Environmental Design™ — is a registered trademark of the U.S. Green Building Council.




SOLAR-REFLECTIVE




SR Sandstone (SRI = 36)
Reflectance: .32
Emittance: .94



SR Khaki (SRI = 37)
Reflectance: .33
Emittance: .94



SR Irish Cream (SRI = 50)
Reflectance: .43
Emittance: .94




SR White (SRI = 73)
Reflectance: .60
Emittance: .94



SR Fawn (SRI = 35)
Reflectance: .31
Emittance: .93




SR Sun Baked Clay (SRI = 52)
Reflectance: .44
Emittance: .95




SR Brownstone (SRI = 31)
Reflectance: .30
Emittance: .90




SR Terra Cotta (SRI = 33)
Reflectance: .31
Emittance: .92




SR Evergreen (SRI = 33)
Reflectance: .32
Emittance: .88



SR Safety Blue (SRI = 33)
Reflectance: .30
Emittance: .93



SR Slate (SRI = 34)
Reflectance: .31
Emittance: .91



SR Paprika (SRI = 41)
Reflectance: .38
Emittance: .85



SR Mustard (SRI = 37)
Reflectance: .35
Emittance: .88




SR Limestone (SRI = 55)
Reflectance: .47
Emittance: .87

Note: Reflectance values are measured in accordance with American Standard of Testing Methodology (ASTM) C1549. Emittance values are measured in accordance with ASTM C1371. The SRI values of StreetBond® are calculated according to ASTM E1980-01.


StreetBond® SR Colorants can contribute toward satisfying Credits under LEED® v4 and LEED® v3; see the GAF LEED® playbook at <http://www.gaf.com/green> for details.




CYCLE LANE



CL Shamrock Green




CL Celtic Green



CL Emerald Green




SIGNATURE




Sandy Beige




Driftwood




Butterscotch




Pumpkin Spice




Chestnut Brown




Mocha




Mustard




Down To Earth




Paprika




Avocado




Sea Foam




Aqua




Sage




Truffle




Patriot Blue




Cobalt Blue




Gun Metal




Merlot




Smokey Mauve



Graphite



Bike Path Green



Roadster Red