

SIP Fasteners For Structural Insulated Panel and Nail Base Construction



APPLICATION

TRUFAST SIP Fasteners are specifically engineered for attaching structural insulated panels (sips) and nail base panels to wood and metal framing. Featuring a large, pancake head style with a 6-lobe drive, TRUFAST SIP Fasteners drive quickly and smoothly, and draw panels securely without the need of a washer. And only TRUFAST offers three fastener styles for use in wood, corrugated steel, and steel members without pre-drilling! Contact your panel manufacturer or distributor and ask to test drive a TRUFAST SIP Fastener, and see why they're the #1 fastener in the SIP industry.

PRODUCT FEATURES

- Case hardened and tempered for easy installation and long term durability.
- Large diameter, low profile pancake head provides excellent pull-through resistance without the need for a washer while eliminating "telegraphing" on shingles, metal panels and other roof surface materials.
- 6-Lobe internal drive offers excellent bit engagement during installation, especially in high torque applications.
- Widest selection of fastener lengths in the industry for proper sizing to panel thickness.
- Choice of 3 thread/point styles for job-matched performance in either wood or steel substrates.
- 100% American made!



SIPTP
Thread Point
for Wood & Timber
Applications



SIPLD
Light Duty -
Drill Point for
Corrugated Steel
Deck & Wood
Applications



SIPHD
Heavy Duty -
Drill Point for
Thick Steel Member
Applications



PRODUCT SPECIFICATIONS

Material:	Case hardened and tempered carbon steel
Head Style/Drive:	Pancake Head with T-30 Internal Drive
Head Diameter:	0.625"
Nominal Shank Diameter:	SIPTP and SIPLD: 0.189" SIPHD: 0.213"
Thread Length:	SIPTP: 2" and 2-1/2" lengths = 1.750" 3" and 3-1/2" lengths = 2.0" 4" thru 18" lengths = 2.750" SIPLD: All lengths = 2.750" SIPHD: All lengths = 3.875"
Overall Lengths:	SIPTP: 2" thru 18" SIPLD: 3" thru 18" SIPHD: 6" thru 13-3/4"
Point:	SIPTP: Gimlet Thread SIPLD: #2 (0.135" dia.) Drill Point SIPHD: #4 (0.225" dia.) Drill Point
Coating:	Epoxy e-coat (black)

Passes more than 15 cycles (Kesternich) in accordance with DIN 50012

TRUFAST®

ALTENLOH, BRINCK & CO Group



SIP Fasteners

For Structural Insulated Panel and Nail Base Construction

PRODUCT SELECTION

Length in. (mm)	SIPTP Part #	SIPLD Part #	Pkg. Qty.
2 (51)	SIPTP-2000	NA	500/Pail
2-1/2 (64)	SIPTP-2500	NA	500/Pail
3 (76)	SIPTP-3000	SIPLD-3000	500/Pail
3-1/2 (89)	SIPTP-3500	SIPLD-3500	500/Pail
4 (102)	SIPTP-4000	SIPLD-4000	500/Pail
4-1/2 (114)	SIPTP-4500	SIPLD-4500	500/Pail
5 (127)	SIPTP-5000	SIPLD-5000	500/Pail
5-1/2 (140)	SIPTP-5500	SIPLD-5500	500/Pail
6 (152)	SIPTP-6000	SIPLD-6000	500/Pail
6-1/2 (165)	SIPTP-6500	SIPLD-6500	500/Pail
7 (178)	SIPTP-7000	SIPLD-7000	500/Pail
7-1/2 (191)	SIPTP-7500	SIPLD-7500	500/Pail
8 (203)	SIPTP-8000	SIPLD-8000	500/Pail
8-1/2 (216)	SIPTP-8500	SIPLD-8500	250/Pail
9 (229)	SIPTP-9000	SIPLD-9000	250/Pail
10 (254)	SIPTP-10000	SIPLD-10000	250/Pail
11 (279)	SIPTP-11000	SIPLD-11000	250/Pail
12 (305)	SIPTP-12000	SIPLD-12000	250/Pail
13 (330)	SIPTP-13000	SIPLD-13000	250/Box
14 (356)	SIPTP-14000	SIPLD-14000	250/Box
15 (381)	SIPTP-15000	SIPLD-15000	250/Box
16 (406)	SIPTP-16000	SIPLD-16000	250/Box
18 (483)	SIPTP-18000	SIPLD-18000	250/Box

NOTE: Two T-30 Driver Bits included in each package

Length in. (mm)	SIPHD Part #	Pkg. Qty.
6 (152)	SIPHD-6000	500/Pail
8 (203)	SIPHD-8000	250/Pail
9-3/4 (248)	SIPHD-9750	250/Pail
11-3/4 (298)	SIPHD-11750	250/Pail
13-3/4 (349)	SIPHD-13750	250/Box

NOTE: Two T-30 Driver Bits included in each package

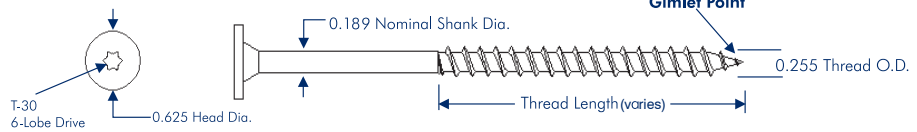


NOTE: All tests were conducted by an independent testing laboratory. Test results are offered only as a guide and are not guaranteed in any way by ALTENLOH, BRINCK & CO. U.S., INC. "Head Pull-Thru", "Withdrawal", and "Lateral Load" data reflect average ultimate values.

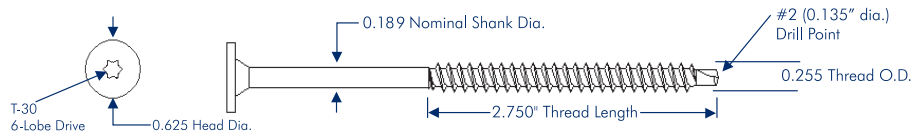
ALTENLOH, BRINCK & CO. U.S., INC.
2105 County Road 12-C
Bryan, OH 43506
Phone: 419-636-6715 or 800-443-9602
Email: sales@trufast.com
www.trufast.com

FASTENER DIMENSIONS


SIPTP THREAD POINT



SIPLD LIGHT DUTY DRILL POINT



SIPHD HEAVY DUTY DRILL POINT



PERFORMANCE DATA

Fastener	Tensile Strength	Shear Strength	Head Pull-Thru Values	
			7/16" OSB	SIP Panel
SIPTP	3380 lbf.	2900 lbf.	545 lbf.	630 lbf.
SIPLD	3380 lbf.	2900 lbf.	545 lbf.	630 lbf.
SIPHD	6000 lbf.	3400 lbf.	545 lbf.	630 lbf.

Withdrawal Values in Wood*

Specific Gravity	0.67	0.55	0.50	0.46	0.43	0.36	0.31
SIPTP & SIPLD:	1429	1173	1067	981	917	768	661

*Values are in lb/in. of thread penetration

Withdrawal Values in Steel

Type B Corrugated	22 ga	20 ga	18 ga		
SIPLD:	510 lbf	645 lbf	920 lbf		
Structural Steel	16 ga	13 ga	12 ga	3/16"	1/4"
SIPHD:	770 lbf	1130 lbf	1690 lbf	3100 lbf	4500 lbf

Lateral Load Resistance

Fastener	Main Member	Side Member	Load (lbf.)
SIPTP	SPF 2x4	SIP Panel	943
SIPLD	22 ga. Corrugated Steel	Nail Base	411
SIPLD	7/16" OSB	Nail Base	112
SIPHD	1/8" Structural Steel	SIP Panel	929



ALTENLOH, BRINCK & CO Group



SINCE 1823

Form No. TF-1082 Rev. 2/7-18

PRODUCT SELECTION

Length in. (mm)	SIPTP Part #	SIPLD Part #	Pkg. Qty.
2 (51)	SIPTP-2000	NA	500/Pail
2-1/2 (64)	SIPTP-2500	NA	500/Pail
3 (76)	SIPTP-3000	SIPLD-3000	500/Pail
3-1/2 (89)	SIPTP-3500	SIPLD-3500	500/Pail
4 (102)	SIPTP-4000	SIPLD-4000	500/Pail
4-1/2 (114)	SIPTP-4500	SIPLD-4500	500/Pail
5 (127)	SIPTP-5000	SIPLD-5000	500/Pail
5-1/2 (140)	SIPTP-5500	SIPLD-5500	500/Pail
6 (152)	SIPTP-6000	SIPLD-6000	500/Pail
6-1/2 (165)	SIPTP-6500	SIPLD-6500	500/Pail
7 (178)	SIPTP-7000	SIPLD-7000	500/Pail
7-1/2 (191)	SIPTP-7500	SIPLD-7500	500/Pail
8 (203)	SIPTP-8000	SIPLD-8000	500/Pail
8-1/2 (216)	SIPTP-8500	SIPLD-8500	250/Pail
9 (229)	SIPTP-9000	SIPLD-9000	250/Pail
10 (254)	SIPTP-10000	SIPLD-10000	250/Pail
11 (279)	SIPTP-11000	SIPLD-11000	250/Pail
12 (305)	SIPTP-12000	SIPLD-12000	250/Pail
13 (330)	SIPTP-13000	SIPLD-13000	250/Box
14 (356)	SIPTP-14000	SIPLD-14000	250/Box
15 (381)	SIPTP-15000	SIPLD-15000	250/Box
16 (406)	SIPTP-16000	SIPLD-16000	250/Box
18 (483)	SIPTP-18000	SIPLD-18000	250/Box

NOTE: Two T-30 Driver Bits included in each package

Length in. (mm)	SIPHD Part #	Pkg. Qty.
6 (152)	SIPHD-6000	500/Pail
8 (203)	SIPHD-8000	250/Pail
9-3/4 (248)	SIPHD-9750	250/Pail
11-3/4 (298)	SIPHD-11750	250/Pail
13-3/4 (349)	SIPHD-13750	250/Box

NOTE: Two T-30 Driver Bits included in each package

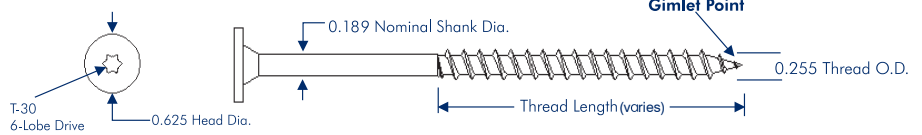


NOTE: All tests were conducted by an independent testing laboratory. Test results are offered only as a guide and are not guaranteed in any way by ALTENLOH, BRINCK & CO. U.S., INC. "Head Pull-Thru", "Withdrawal", and "Lateral Load" data reflect average ultimate values.

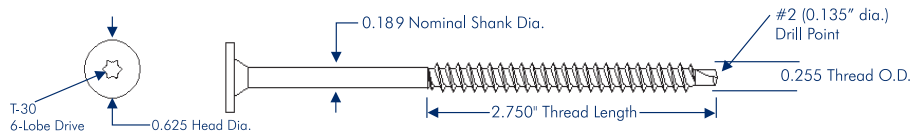
ALTENLOH, BRINCK & CO. U.S., INC.
2105 County Road 12-C
Bryan, OH 43506
Phone: 419-636-6715 or 800-443-9602
Email: sales@trufast.com
www.trufast.com

FASTENER DIMENSIONS


SIPTP THREAD POINT



SIPLD LIGHT DUTY DRILL POINT



SIPHD HEAVY DUTY DRILL POINT



PERFORMANCE DATA

Fastener	Tensile Strength	Shear Strength	Head Pull-Thru Values	
			7/16" OSB	SIP Panel
SIPTP	3380 lbf.	2900 lbf.	545 lbf.	630 lbf.
SIPLD	3380 lbf.	2900 lbf.	545 lbf.	630 lbf.
SIPHD	6000 lbf.	3400 lbf.	545 lbf.	630 lbf.

Withdrawal Values in Wood*

Specific Gravity	0.67	0.55	0.50	0.46	0.43	0.36	0.31
SIPTP & SIPLD:	1429	1173	1067	981	917	768	661

*Values are in lb/in. of thread penetration

Withdrawal Values in Steel

Type B Corrugated	22 ga	20 ga	18 ga		
SIPLD:	510 lbf	645 lbf	920 lbf		
Structural Steel	16 ga	13 ga	12 ga	3/16"	1/4"
SIPHD:	770 lbf	1130 lbf	1690 lbf	3100 lbf	4500 lbf

Lateral Load Resistance

Fastener	Main Member	Side Member	Load (lbf.)
SIPTP	SPF 2x4	SIP Panel	943
SIPLD	22 ga. Corrugated Steel	Nail Base	411
SIPLD	7/16" OSB	Nail Base	112
SIPHD	1/8" Structural Steel	SIP Panel	929

