

Grabber Scaffolding



Use 4 outriggers on Indy Scaffolds above 6' high. Outrigger includes 2 snap pins and 1 thumb screw. Casters and base plates sold separately.

GBPR



4" x 4" Baseplates provide a solid foundation for scaffolds in areas where casters can't be safely used. Great for use on stairways.

GVC5



5" swivel casters with dual brakes that prevent both rolling and swiveling when brake lever is depressed. Caster stem includes compression ring and a 2" snap pin to attach the caster to the scaffold.

893



Single Unit
(2 Units shown stacked)
12" H x 6' L x 29" W
Platform Height 2-12 ft
298 lbs. (2 Units)
896

6' Guard rail set w/ toe board
(End guard rail panels not used in this application)
72 lbs.
GRT

4 Piece Outrigger Set
27 lbs.
ORP

Maximum Capacity
1000 lbs. Distributed

Meets or Exceeds Requirements of
American National Standards Institute
ANSI CODE A 10.8

Meets or Exceeds OSHA Requirements

Patent No's
656X2



User friendly squeeze-lock is spring loaded to maintain the locked position at all times except when released for adjustment. A locking knurled knob is provided to prevent unintentional release. Additional snap pin is provided as a dual locked scaffold system.

PSNK



Four platform alignment pins provide a positive and secure fit for the work platform. Adjustment of the work platform is possible without disassembling the scaffold unit.



Steel edge banding protects all four sides of the exterior-grade plywood work platform without using rivets, screws or staples. Hand holds on each side provide ease in handling. Platform is held in place with spring-loaded retaining clips.

PHD

6' SCAFFOLD

6'3"Hx6'Lx29"W	GS6	149 lbs
46"Hx6'Lx29"W	GS4	129 lbs

ADD ONS

69"Hx6'Lx29"W	A69	96 lbs
40"Hx6'Lx29"W	A40	75 lbs

LADDER FRAMES


69"Hx29"W	69LF	26 lbs
40"Hx29"W	40LF	16 lbs

GUARD RAIL

6' w/ Toeboard	896T	72 lbs
6' w/o Toeboard	896	64 lbs
6' Side Panel	GRS6	17 lbs
End Panel	GRE	15 lbs
6' Toeboard w/ Clips	892	8 lbs
6' Arm Brace	6AB	22 lbs
6' Platform	6P	29 lbs
5" Caster Rear Lock	GUC5	4 lbs
Outrigger Set (4 pc. package)	NOS	27 lbs
Outrigger - Individual Piece	893	6.5 lbs
Frame Lock Replacement Kit	894	1 lb



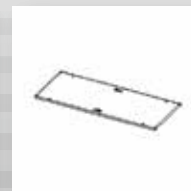
A40
A69
Add on section



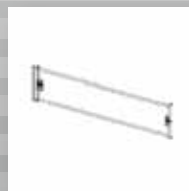
GRE
Guard Rail
End Panel



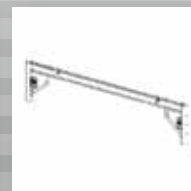
896T
Guard Rail Package
(Includes toeboard)




6P
Plywood
Platform



GRS6
Guard Rail Side Panel



6AB
6' Arm Brace



Single Unit
6'3" H x 6'L x 29" W
Platform Height 1-6 ft
149 lbs.

Grabber's Scaffolds are interchangeable with Perry & Sonny Scaffolds