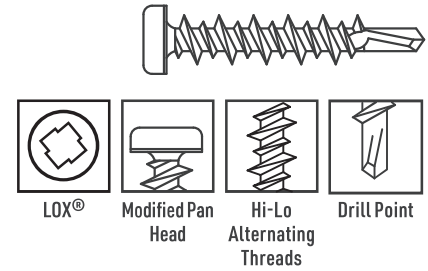
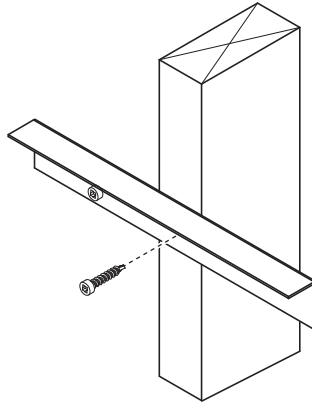
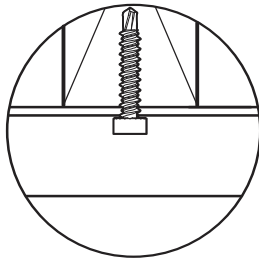


## Modified Pan Head Driller - Interior

### Heavy-Gauge Steel to Wood



**Description** Grabber® Xtek heavy-gauge steel to wood member connections.

#### Specifications

**Size | Gauge:** #11  
**Length:** 1 3/8 in.  
**Head Type:** Modified Pan Head  
**Recess Type:** #3 LOX®  
**Thread Type:** Hi-Lo Alternating  
**Thread Length:** Varies by item.  
 Refer to the thread length reference section for specific dimensions.

**Finish:** Yellow Zinc

**Quality Assurance:** Grabber® fasteners are manufactured in ISO 9001 and ISO 14001 certified and approved factories.

**LEED Reporting:** The post-consumer recycled steel content is 25%.

**Compliance:** The fasteners comply with ASTM C1513 performance requirements.

#### Applications

- Heavy-gauge steel, 18ga. or thicker, to wood, wood studs, wood subflooring, and wood sheathing

#### Installation

- Because of significantly higher torque output, care and caution should be exercised when using an impact driver; otherwise, screw failure or spin-out may occur.
- The modified pan head is fully seated when the load-bearing part of the head is flush with the substrate.
- Overdriving may result in failure of the fastener.

#### Features

- Modified pan head design provides a larger load-bearing surface for better holding power.
- Underhead serrations lock tight in steel-to-steel applications.
- Alternating, Hi-Lo threads reduce torque and increase holding power in the wood member.
- Self-tapping drill point is designed for penetration into heavy-gauge steel.
- Consistently formed extra-sharp drill point starts and drills easily into heavy-gauge steel.
- LOX® recess is designed for high-torque applications and will not strip out like most other recesses.

# Modified Pan Head Driller - Interior

## Heavy-Gauge Steel to Wood



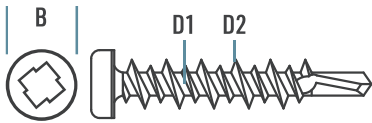
### Standard Corrosion Test Results

Finish	Test	Standard/Protocol	Results
Yellow Zinc	Salt Spray	ASTM B117	24 hrs., no red rust

Note: Salt Spray Testing (SST) results are not intended to predict corrosion in real-world environments. The ASTM B117 standard for SST is recognized industry-wide as an effective tool for comparing different metals and different metal coatings in a tightly controlled, highly corrosive environment for specific periods of time. For more information about corrosion resistance, see the Grabber Guide to Corrosion Resistance for Fasteners.

### Sheet Steel Gauges

Gauge No.	Design Thickness	Millimeter Equivalent
25	0.0188 in.	0.4775 mm
20	0.0346 in.	0.8788 mm
18	0.0451 in.	1.1455 mm
16	0.0566 in.	1.4376 mm
14	0.0713 in.	1.8110 mm
12	0.1017 in.	2.5832 mm
10	0.1242 in.	3.1547 mm



### Product Dimensions

Screw Gauge	B Head Dia.	Recess	D1 Hi Thread Major Dia.	D2 Lo Thread Major Dia.	TPI <sup>2</sup>
#11	0.356 in.	#3 LOX <sup>®</sup>	0.211 in.	0.173 in.	15 Hi-Lo

<sup>2</sup>TPI stands for Threads Per Inch. This is a count of the number of threads per inch measured along the length of a fastener.

**Thread Length:** Dimensions vary by item. Consult the thread length reference section at the back of the catalog for item-specific details.

### Ordering Information and Product Options

Item No.	Size	Recess	Head Dia.	TPI	Quantity	Weight	Special Features
<b>Yellow Zinc</b>							
DMWH138	11 x 1 3/8 in.	#3 LOX <sup>®</sup>	0.356 in.	15 Hi-Lo	3,500	38 lb.	Underhead serrations
CDMWH138	11 x 1 3/8 in.	#3 LOX <sup>®</sup>	0.356 in.	15 Hi-Lo	1,000	5 lb.	Collated, Underhead serrations

Note: Product availability is subject to change without prior notice and the availability of products may differ from what is printed in literature and displayed on our website. The items listed are bulk size. Most are also available in smaller package sizes such as 5 lb. and 1 lb. Contact your local Grabber Branch or GrabberPro for more information.

Modified Pan Head Driller - Interior  
PS1011 USA-ENG/Rev. 2-26

Grabber Construction Products, Inc.  
3125 W. Executive Pkwy., Suite 200  
Lehi, UT 84048

(800) 477-8876 | GrabberPro.com

**SAFETY FIRST:** Wear appropriate personal protective equipment. Read applicable SDS and literature before handling and installation.

**TECHNICAL INFORMATION:** Technical information contained herein is furnished without charge or obligation and is given and accepted at the recipient's sole risk. Because conditions of use may vary and are beyond our control, Grabber Construction Products makes no representation about, and is not responsible or liable for, the accuracy or reliability of data associated with uses of any product described herein. Grabber Construction Products reserves the right to modify this document without prior notice.

© 2026 Grabber Construction Products, Inc. | All rights reserved | Printed in U.S.A.  
The trademarks Grabber, LOX, and Stylized G on Grabber Fasteners, are trademarks of Grabber Construction Products, Inc.

