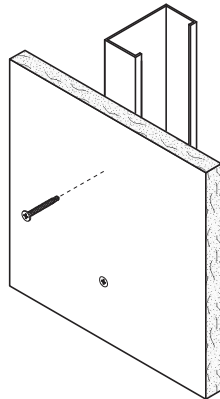
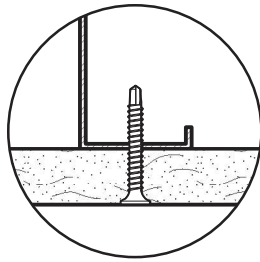


Scavenger® Head Driller - Interior

Gypsum Board, Sheathing, and
Insulation Board to Heavy-Gauge Steel

GRABBER
CONSTRUCTION PRODUCTS



Phillips



Scavenger®
Head



Drill Point

Description Attaches gypsum board, sheathing, and insulation board to heavy-gauge steel.

Specifications

Size | Gauge: #6 and #8
Length: 1 in. to 3 in.
Head Type: Scavenger® Head
Recess Type: #2 Phillips
Thread Type: Fine
Thread Length: Varies by item.
Refer to the thread length reference section for specific dimensions.

Finish: Clear Zinc, Phosphate
Quality Assurance: Grabber® fasteners are manufactured in ISO 9001 and ISO 14001 certified and approved factories.
LEED Reporting: The post-consumer recycled steel content is 25%.
Compliance: The fasteners comply with ASTM C954 and C1513 performance requirements.

Applications

- 3/8 in., 1/2 in., and 5/8 in. single-layer gypsum board to heavy-gauge steel studs
- 1/2 in. and 5/8 in. double-layer gypsum board to heavy-gauge steel studs

Installation

- Use a standard screw gun with a depth-sensitive nose piece. Suggested screw gun specification for optimal performance: sizes #6 and #8, up to 2,500 RPM.
- Because of significantly higher torque output, care and caution should be exercised when using an impact driver; otherwise, screw failure or spin-out may occur.
- The Scavenger® head is fully seated when it is just beneath the surface of the gypsum board.
- The fastener must penetrate beyond the steel three full thread pitches.
- Overdriving may result in failure of the fastener.

Features

- Self-tapping drill point is designed for penetration into heavy-gauge steel.
- The unique Scavenger® double bugle head design reduces paper burrs.
- Consistently formed extra-sharp drill point starts and drills easily into heavy-gauge steel.
- Grabber's #2 Phillips is a precision recess designed for better bit engagement, resulting in less wobble or strip-out.

Scavenger® Head Driller - Interior

Gypsum Board, Sheathing, and Insulation Board to Heavy-Gauge Steel

GRABBER
 CONSTRUCTION PRODUCTS

Standard Corrosion Test Results

Finish	Test	Standard/Protocol	Results
Phosphate	Salt Spray	ASTM B117	24 hrs., no red rust
Clear Zinc	Salt Spray	ASTM B117	12 hrs., no red rust

Note: Salt Spray Testing (SST) results are not intended to predict corrosion in real-world environments. The ASTM B117 standard for SST is recognized industry-wide as an effective tool for comparing different metals and different metal coatings in a tightly controlled, highly corrosive environment for specific periods of time. For more information about corrosion resistance, see the Grabber Guide to Corrosion Resistance for Fasteners.

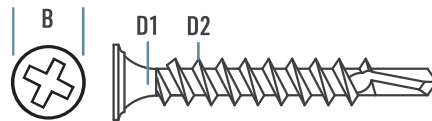
Pull-Out Test Data¹

Screw Gauge	TPI ²	Steel Gauge	Design Thickness	Tension	Shear
#6	20	18	0.0451 in.	79 lbs.	224 lbs.
		16	0.0566 in.	144 lbs.	315 lbs.
		14	0.0713 in.	181 lbs.	446 lbs.
		12	0.1017 in.	258 lbs.	759 lbs.
		10	0.1242 in.	315 lbs.	1,001 lbs.
#8	18	18	0.0451 in.	94 lbs.	244 lbs.
		16	0.0566 in.	171 lbs.	344 lbs.
		14	0.0713 in.	215 lbs.	486 lbs.
		12	0.1017 in.	307 lbs.	827 lbs.
		10	0.1242 in.	375 lbs.	1,114 lbs.

¹Test data values reported are allowable as determined by calculations and industry established test criteria, such as ICC-ES Acceptance Criteria and ASTM test standards. Please contact Grabber for detailed information about testing performed for specific products or if ultimate values are needed.

Sheet Steel Gauges

Gauge No.	Design Thickness	Millimeter Equivalent
25	0.0188 in.	0.4775 mm
20	0.0346 in.	0.8788 mm
18	0.0451 in.	1.1455 mm
16	0.0566 in.	1.4376 mm
14	0.0713 in.	1.8110 mm
12	0.1017 in.	2.5832 mm
10	0.1242 in.	3.1547 mm


Product Dimensions

Screw Gauge	B Head Dia.	Recess	D1 Minor Dia.	D2 Major Dia.	TPI ²
#6	0.325 in.	#2 Phillips	0.098 in.	0.138 in.	20
#8	0.325 in.	#2 Phillips	0.116 in.	0.164 in.	18

²TPI stands for Threads Per Inch. This is a count of the number of threads per inch measured along the length of a fastener.

Thread Length: Dimensions vary by item. Consult the thread length reference section at the back of the catalog for item-specific details.

Scavenger® Head Driller - Interior

Gypsum Board, Sheathing, and
Insulation Board to Heavy-Gauge Steel



Ordering Information and Product Options

Item No.	Size	Recess	Head Dia.	TPI	Quantity	Weight	Special Features
Phosphate							
13S	6 x 1 in.	#2 Phillips	0.325 in.	20	10,000	35 lb.	
135S	6 x 1 1/8 in.	#2 Phillips	0.325 in.	20	10,000	37 lb.	
14S	6 x 1 1/4 in.	#2 Phillips	0.325 in.	20	8,000	33 lb.	
15S	6 x 1 5/8 in.	#2 Phillips	0.325 in.	20	5,000	26 lb.	
16S	6 x 1 7/8 in.	#2 Phillips	0.325 in.	20	4,000	25 lb.	
30LS	8 x 3 in.	#2 Phillips	0.325 in.	18	2,000	25 lb.	
30MS	8 x 2 5/8 in.	#2 Phillips	0.325 in.	18	2,000	22 lb.	
30SS	8 x 2 3/8 in.	#2 Phillips	0.325 in.	18	3,000	29 lb.	
C14S	6 x 1 1/4 in.	#2 Phillips	0.325 in.	20	1,000	5 lb.	Collated
Clear Zinc							
13SZ	6 x 1 in.	#2 Phillips	0.325 in.	20	10,000	35 lb.	
135SZ	6 x 1 1/8 in.	#2 Phillips	0.325 in.	20	10,000	37 lb.	
14SZ	6 x 1 1/4 in.	#2 Phillips	0.325 in.	20	8,000	33 lb.	
14SZ8	8 x 1 1/4 in.	#2 Phillips	0.325 in.	18	6,000	32 lb.	
15SZ	6 x 1 5/8 in.	#2 Phillips	0.325 in.	20	5,000	26 lb.	
16SZ	6 x 1 7/8 in.	#2 Phillips	0.325 in.	20	4,000	25 lb.	
30LSZ	8 x 3 in.	#2 Phillips	0.325 in.	18	2,000	25 lb.	
30MSZ	8 x 2 5/8 in.	#2 Phillips	0.325 in.	18	2,000	22 lb.	
30SSZ	8 x 2 3/8 in.	#2 Phillips	0.325 in.	18	3,000	29 lb.	

Note: Product availability is subject to change without prior notice and the availability of products may differ from what is printed in literature and displayed on our website. The items listed are bulk size. Most are also available in smaller package sizes such as 5 lb. and 1 lb. Contact your local Grabber Branch or GrabberPro for more information.

Scavenger® Head Driller - Interior
PS1013 USA-ENG/Rev. 2-26

Grabber Construction Products, Inc.
3125 W. Executive Pkwy., Suite 200
Lehi, UT 84048

(800) 477-8876 | GrabberPro.com

SAFETY FIRST: Wear appropriate personal protective equipment. Read applicable SDS and literature before handling and installation.

TECHNICAL INFORMATION: Technical information contained herein is furnished without charge or obligation and is given and accepted at the recipient's sole risk. Because conditions of use may vary and are beyond our control, Grabber Construction Products makes no representation about, and is not responsible or liable for, the accuracy or reliability of data associated with uses of any product described herein. Grabber Construction Products reserves the right to modify this document without prior notice.

© 2026 Grabber Construction Products, Inc. | All rights reserved | Printed in U.S.A.
The trademarks Grabber, Scavenger, and Stylized G on Grabber Fasteners, are trademarks of Grabber Construction Products, Inc.

