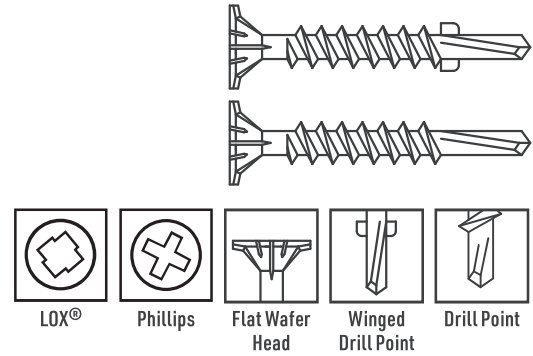
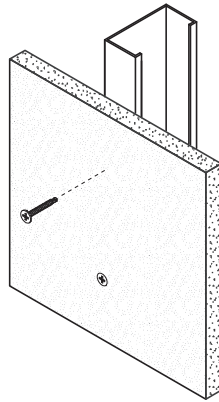
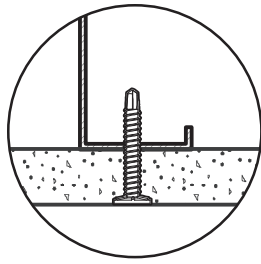


## Flat Wafer Head Driller - Exterior

Plywood, Cement Board to Heavy-Gauge Steel



**Description** Attaches high-density sheathing to heavy-gauge cold-formed steel.

**Specifications**

**Size | Gauge:** #8 and #10  
**Length:** 1 1/4 in. to 3 1/2 in.  
**Head Type:** Flat Wafer Head  
**Recess Type:** #2 LOX®, #2 Phillips  
**Thread Type:** Fine  
**Thread Length:** Varies by item. Refer to the thread length reference section for specific dimensions.  
**Finish:** GrabberGard®

**Quality Assurance:** Grabber® fasteners are manufactured in ISO 9001 and ISO 14001 certified and approved factories.  
**LEED Reporting:** The post-consumer recycled steel content is 25%.  
**Compliance:** The fasteners comply with ANSI A108.11 performance requirements. Specific fasteners are listed in ICC ESR-4223 and ESR-5616; please check the report for listed item numbers.

**Applications**

- OSB plywood to steel studs or runners
- Cement board to steel studs or runners

- High-density board to steel studs or runners

**Installation**

- Use a standard screw gun with a depth-sensitive nose piece. Suggested screw gun specification for optimal performance: sizes #8 and #10, up to 2,500 RPM.

- The screw head is fully seated when it is flush with the surface of the material.
- The fastener must penetrate beyond the steel three full thread pitches.
- Overdriving may result in failure of the fastener.

**Features**

- Self-tapping drill point is designed for penetration into heavy-gauge steel.
- This wafer head design provides for a larger load-bearing surface and better holding power.
- LOX® recess is designed for high-torque applications and will not strip out like most other recesses.

- Special wings clear away sheathing material as the fastener drives in.
- Consistently formed extra-sharp drill point starts and drills easily into heavy-gauge steel framing.
- GrabberGard® exterior-grade coating provides additional protection against corrosion in most exterior applications.

# Flat Wafer Head Driller - Exterior

## Plywood, Cement Board to Heavy-Gauge Steel



### Standard Corrosion Test Results

Finish	Test	Standard/Protocol	Results
GrabberGard®	Salt Spray	ASTM B117	1,000 hrs., no red rust
GrabberGard® 1500	Salt Spray	ASTM B117	1,500 hrs., no red rust

Note: Salt Spray Testing (SST) results are not intended to predict corrosion in real-world environments. The ASTM B117 standard for SST is recognized industry-wide as an effective tool for comparing different metals and different metal coatings in a tightly controlled, highly corrosive environment for specific periods of time. For more information about corrosion resistance, see the Grabber Guide to Corrosion Resistance for Fasteners.

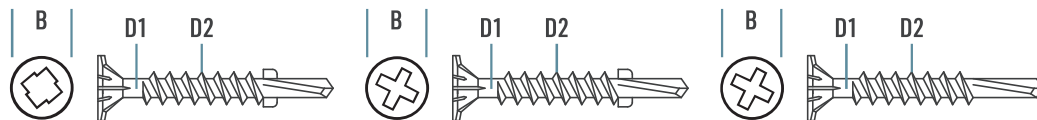
### Pull-Out Test Data<sup>1</sup>

Screw Gauge	TPI <sup>2</sup>	Steel Gauge	Design Thickness	Tension	Shear
#8	18	18	0.0451 in.	94 lbs.	244 lbs.
		16	0.0566 in.	171 lbs.	344 lbs.
		14	0.0713 in.	215 lbs.	486 lbs.
		12	0.1017 in.	307 lbs.	827 lbs.
		10	0.1242 in.	375 lbs.	1,114 lbs.
#10	16	18	0.0451 in.	109 lbs.	263 lbs.
		16	0.0566 in.	198 lbs.	370 lbs.
		14	0.0713 in.	249 lbs.	523 lbs.
		12	0.1017 in.	356 lbs.	891 lbs.
		10	0.1242 in.	434 lbs.	1,199 lbs.

<sup>1</sup>Test data values reported are allowable as determined by calculations and industry established test criteria, such as ICC-ES Acceptance Criteria and ASTM test standards. Please contact Grabber for detailed information about testing performed for specific products or if ultimate values are needed.

### Sheet Steel Gauges

Gauge No.	Design Thickness	Millimeter Equivalent
25	0.0188 in.	0.4775 mm
20	0.0346 in.	0.8788 mm
18	0.0451 in.	1.1455 mm
16	0.0566 in.	1.4376 mm
14	0.0713 in.	1.8110 mm
12	0.1017 in.	2.5832 mm
10	0.1242 in.	3.1547 mm



### Product Dimensions

Screw Gauge	B Head Dia.	Recess	D1 Minor Dia.	D2 Major Dia.	TPI <sup>2</sup>
#8	0.372 in.	#2 LOX®	0.119 in.	0.164 in.	18
	0.404 in.	#2 Phillips	0.119 in.	0.164 in.	18
#10	0.404 in.	#2 Phillips	0.119 in.	0.190 in.	16

<sup>2</sup>TPI stands for Threads Per Inch. This is a count of the number of threads per inch measured along the length of a fastener.

**Thread Length:** Dimensions vary by item. Consult the thread length reference section at the back of the catalog for item-specific details.

# Flat Wafer Head Driller - Exterior

## Plywood, Cement Board to Heavy-Gauge Steel



### Ordering Information and Product Options

Item No.	Size	Recess	Head Dia.	TPI	Quantity	Weight	Special Features
<b>GrabberGard® Gray</b>							
GH8114LG	8 x 1 1/4 in.	#2 LOX®	0.372 in.	18	5,000	29 lb.	LOX® recess, Winged drill point
GH8158LG	8 x 1 5/8 in.	#2 LOX®	0.372 in.	18	4,000	30 lb.	ICC ESR-4223, LOX® recess, Winged drill point
GH8238LG	8 x 2 3/8 in.	#2 LOX®	0.372 in.	18	3,000	31 lb.	
CGH8114LG	8 x 1 1/4 in.	#2 LOX®	0.372 in.	18	1,000	5 lb.	Collated, Winged drill point
CGH8158LG	8 x 1 5/8 in.	#2 LOX®	0.372 in.	18	1,000	5 lb.	ICC ESR-4223, Collated, Winged drill point, Underhead nibs
CGH8238LG	8 x 2 3/8 in.	#2 LOX®	0.372 in.	18	1,000	5 lb.	ICC ESR-4223, Collated, Winged drill point
<b>GrabberGard® Gray 1500</b>							
GCB8125SD	8 x 1 1/4 in.	#2 Phillips	0.404 in.	18	5,000	30 lb.	Underhead nibs
GCB8158SD	8 x 1 5/8 in.	#2 Phillips	0.404 in.	18	4,000	31 lb.	ICC ESR-5616, Underhead nibs
GCB8238SD	8 x 2 3/8 in.	#2 Phillips	0.404 in.	18	3,000	31 lb.	
GCB10350SD	10 x 3 1/2 in.	#2 Phillips	0.404 in.	16	1,000	19 lb.	Underhead nibs

Note: Product availability is subject to change without prior notice and the availability of products may differ from what is printed in literature and displayed on our website. The items listed are bulk size. Most are also available in smaller package sizes such as 5 lb. and 1 lb. Contact your local Grabber Branch or GrabberPro for more information.

Flat Wafer Head Driller - Exterior  
PS1015 USA-ENG/Rev. 2-26

Grabber Construction Products, Inc.  
3125 W. Executive Pkwy., Suite 200  
Lehi, UT 84048

(800) 477-8876 | GrabberPro.com

**SAFETY FIRST:** Wear appropriate personal protective equipment. Read applicable SDS and literature before handling and installation.

**TECHNICAL INFORMATION:** Technical information contained herein is furnished without charge or obligation and is given and accepted at the recipient's sole risk. Because conditions of use may vary and are beyond our control, Grabber Construction Products makes no representation about, and is not responsible or liable for, the accuracy or reliability of data associated with uses of any product described herein. Grabber Construction Products reserves the right to modify this document without prior notice.

© 2026 Grabber Construction Products, Inc. | All rights reserved | Printed in U.S.A.  
The trademarks Grabber, GrabberGard, LOX, and Stylized G on Grabber Fasteners, are trademarks of Grabber Construction Products, Inc.

