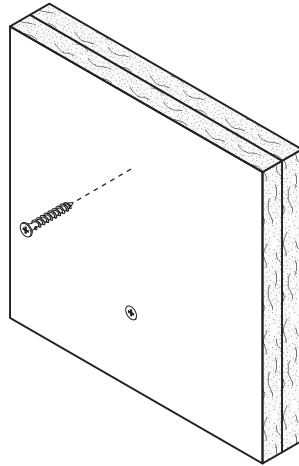
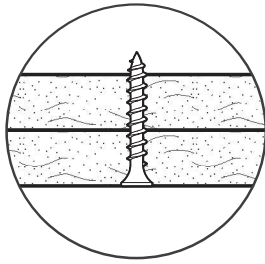


Bugle Head Laminator

Gypsum Board to Gypsum Board

GRABBER®
CONSTRUCTION PRODUCTS



Bugle Head



Phillips

23° Grabber®
Point

Description Used for the temporary attachment of gypsum board to gypsum board. Attaches adhesively laminated gypsum board to gypsum board.

Specifications

Size | Gauge: #10

Length: 1 1/2 in. and 2 in.

Head Type: Bugle

Recess Type: #2 Phillips

Thread Type: Coarse

Thread Length: Varies by item.
Refer to the thread length reference section for specific dimensions.

Finish: Phosphate, Clear Zinc

Quality Assurance: Grabber® fasteners are manufactured in ISO 9001 and ISO 14001 certified and approved factories.

LEED Reporting: The post-consumer recycled steel content is 25%.

Compliance: The fasteners comply with ASTM C1002 performance requirements.

Applications

- Multilayered adhesively laminated gypsum board-to-gypsum board partitions
- Coreboard-to multilayered elevator shaft liners
- Not recommended for double-layered 3/8 in. panels

Installation

- Use a standard screw gun with a depth-sensitive nose piece. Suggested screw gun specification for optimal performance: size #10, up to 4,000 RPM.
- For gypsum board, the bugle head is fully seated when the screw is below the surface of the wallboard, in accordance with ASTM C1002.
- Overdriving may result in failure of the fastener or failure of the gypsum board.

Features

- A coarse thread screw for temporarily fastening one layer of drywall to another.
- Extra-sharp, 23° Grabber® point, designed to penetrate quickly and easily.
- Grabber's #2 Phillips is a precision recess designed for better bit engagement, resulting in less wobble or strip-out.

Bugle Head Laminator

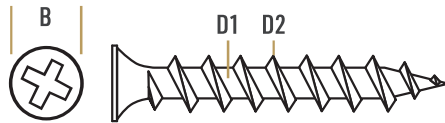
Gypsum Board to Gypsum Board



Standard Corrosion Test Results

Finish	Test	Standard/Protocol	Results
Phosphate	Salt Spray	ASTM B117	24 hrs., no red rust
Clear Zinc	Salt Spray	ASTM B117	12 hrs., no red rust

Note: Salt Spray Testing (SST) results are not intended to predict corrosion in real-world environments. The ASTM B117 standard for SST is recognized industry-wide as an effective tool for comparing different metals and different metal coatings in a tightly controlled, highly corrosive environment for specific periods of time. For more information about corrosion resistance, refer to Grabber's Coatings and Corrosion Resistance Classifications in the Technical Data section of Grabber Fastener Solutions, PG1000. Consult with a corrosion specialist or the architect or engineer of record for detailed guidance and recommendations specific to your project.



Product Dimensions

Size	B Head Dia.	Recess	D1 Minor Dia.	D2 Major Dia.	TPI ¹
#10	0.343 in.	#2 Phillips	0.132 in.	0.190 in.	8

¹TPI stands for Threads Per Inch. This is a count of the number of threads per inch measured along the length of a fastener.

Thread Length: Dimensions vary by item. Consult the thread length reference section at the back of the catalog for item-specific details.

Ordering Information and Product Options

Item No.	Size	Recess	Head Dia.	TPI ¹	Quantity	Weight	Special Features
Phosphate							
12	10 x 1 1/2 in.	#2 Phillips	0.343 in.	8	5,000	39 lb.	
12-2	10 x 2 in.	#2 Phillips	0.343 in.	8	1,000	22 lb.	
C12	10 x 1 1/2 in.	#2 Phillips	0.343 in.	8	1,000	5 lb.	Collated
Clear Zinc							
12Z	10 x 1 1/2 in.	#2 Phillips	0.343 in.	8	5,000	39 lb.	

¹TPI stands for Threads Per Inch. This is a count of the number of threads per inch measured along the length of a fastener.

Note: Product availability is subject to change without prior notice and the availability of products may differ from what is printed in literature and displayed on our website. The items listed are bulk size. Most are also available in smaller packages such as 5 lb. and 1 lb. Contact your local Grabber Branch or GrabberPro for more information.

Bugle Head Laminator
PS1016 USA-ENG/Rev. 2-26

Grabber Construction Products, Inc.
3125 W. Executive Pkwy., Suite 200
Lehi, UT 84048

(800) 477-8876 | GrabberPro.com

SAFETY FIRST: Wear appropriate personal protective equipment. Read applicable SDS and literature before handling and installation.

TECHNICAL INFORMATION: Technical information contained herein is furnished without charge or obligation and is given and accepted at the recipient's sole risk. Because conditions of use may vary and are beyond our control, Grabber Construction Products makes no representation about, and is not responsible or liable for, the accuracy or reliability of data associated with uses of any product described herein. Grabber Construction Products reserves the right to modify this document without prior notice.

© 2026 Grabber Construction Products, Inc. | All rights reserved | Printed in U.S.A.
The trademarks Grabber, and Stylized G on Grabber Fasteners, are trademarks of Grabber Construction Products, Inc.

