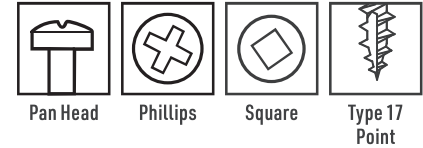
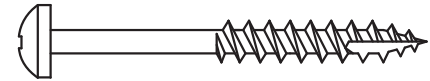
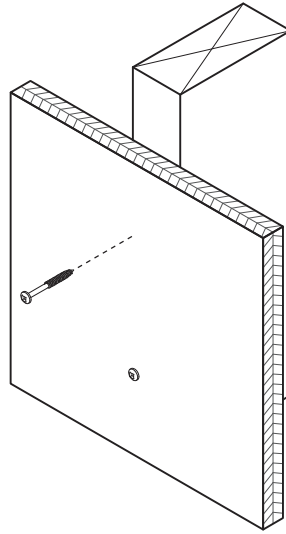
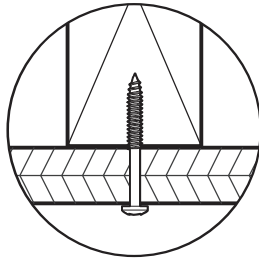


Cabinet Screw

Interior Wood

GRABBER®
CONSTRUCTION PRODUCTS



Description Used for cabinet assembly and installation.

Specifications

Size | Gauge: #6
Length: 1 1/4 in. and 1 1/2 in.
Head Type: Pan Head
Recess Type: #2 Phillips or #2 Square
Thread Type: Coarse
Thread Length: Varies by item.
 Refer to the thread length reference section for specific dimensions.

Finish: Phosphate

Quality Assurance: Grabber® fasteners are manufactured in ISO 9001 and ISO 14001 certified and approved factories.

LEED Reporting: The post-consumer recycled steel content is 25%.

Compliance: n/a

Applications

- Cabinet assembly and installation
- Face frame assembly

Installation

- Use a standard screw gun with a depth-sensitive nose piece. Suggested screw gun specification for optimal performance: size #6, up to 2,500 RPM.
- The pan head is fully seated when the bottom of the head is flush with the work surface.
- The fastener should penetrate the wood at least 5/8 in., in accordance with AWC-NDS for wood construction.
- Overdriving may result in failure of the fastener or failure of the wood board.

Features

- The flat-bearing surface provides reliable holding power.
- A coarse thread screw for general interior applications into wood.
- The #2 Square is a precision recess designed for secure bit engagement in wood-to-wood applications.
- The Type 17 point starts and drives into most common wood species without predrilling.
- Grabber's #2 Phillips is a precision recess designed for better bit engagement, resulting in less wobble or strip-out.

Cabinet Screw

Interior Wood



Standard Corrosion Test Results

Finish	Test	Standard/Protocol	Results
Phosphate	Salt Spray	ASTM B117	24 hrs., no red rust

Note: Salt Spray Testing (SST) results are not intended to predict corrosion in real-world environments. The ASTM B117 standard for SST is recognized industry-wide as an effective tool for comparing different metals and different metal coatings in a tightly controlled, highly corrosive environment for specific periods of time. For more information about corrosion resistance, refer to Grabber's Coatings and Corrosion Resistance Classifications in the Technical Data section of Grabber Fastener Solutions, PG1000. Consult with a corrosion specialist or the architect or engineer of record for detailed guidance and recommendations specific to your project.



Product Dimensions

Size	B Head Dia.	Recess	D1 Minor Dia.	D2 Major Dia.	TPI ¹
#6	0.288 in.	#2 Phillips	0.101 in.	0.138 in.	20
	0.288 in.	#2 Square	0.101 in.	0.138 in.	20
	0.293 in.	#2 Square	0.100 in.	0.138 in.	12

¹TPI stands for Threads Per Inch. This is a count of the number of threads per inch measured along the length of a fastener.

Thread Length: Dimensions vary by item. Consult the thread length reference section at the back of the catalog for item-specific details.

Ordering Information and Product Options

Item No.	Size	Recess	Head Dia.	TPI ¹	Quantity	Weight	Special Features
Phosphate							
90	6 x 1 1/2 in.	#2 Phillips	0.288 in.	20	5,000	27 lb.	Type 17 point
90-4	6 x 1 1/4 in.	#2 Phillips	0.288 in.	20	10,000	45 lb.	
902Q	6 x 1 1/2 in.	#2 Square	0.288 in.	20	5,000	26 lb.	
902Q4	6 x 1 1/4 in.	#2 Square	0.288 in.	20	10,000	43 lb.	
902QCT	6 x 1 1/2 in.	#2 Square	0.293 in.	12	5,000	27 lb.	

¹TPI stands for Threads Per Inch. This is a count of the number of threads per inch measured along the length of a fastener.
 Note: Product availability is subject to change without prior notice and the availability of products may differ from what is printed in literature and displayed on our website. The items listed are bulk size. Most are also available in smaller packages such as 5 lb. and 1 lb. Contact your local Grabber Branch or GrabberPro for more information.

Cabinet Screw
 PS1026 USA-ENG/Rev. 2-26
 Grabber Construction Products, Inc.
 3125 W. Executive Pkwy., Suite 200
 Lehi, UT 84048
 (800) 477-8876 | GrabberPro.com

SAFETY FIRST: Wear appropriate personal protective equipment. Read applicable SDS and literature before handling and installation.

TECHNICAL INFORMATION: Technical information contained herein is furnished without charge or obligation and is given and accepted at the recipient's sole risk. Because conditions of use may vary and are beyond our control, Grabber Construction Products makes no representation about, and is not responsible or liable for, the accuracy or reliability of data associated with uses of any product described herein. Grabber Construction Products reserves the right to modify this document without prior notice.

© 2026 Grabber Construction Products, Inc. | All rights reserved | Printed in U.S.A.
 The trademarks Grabber, and Stylized G on Grabber Fasteners, are trademarks of Grabber Construction Products, Inc.

