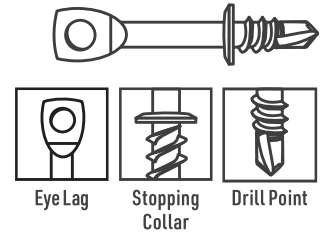
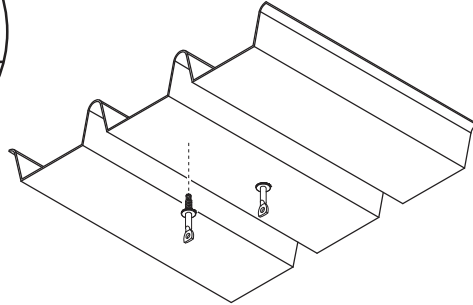
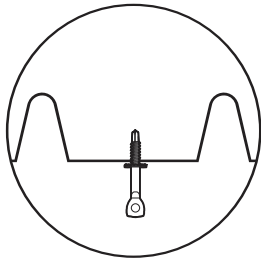


Acoustical Eye Lag

Acoustical Wire to Heavy-Gauge Steel



Description Attaches hanger wire to heavy-gauge, cold-formed steel.

Specifications

<p>Size Gauge: 1/4 in. Length: 2 in. to 3 1/4 in. Head Type: Eye Lag Recess Type: n/a Thread Type: Fine Thread Length: Varies by item. Refer to the thread length reference section for specific dimensions.</p>	<p>Finish: Yellow Zinc Quality Assurance: Grabber® fasteners are manufactured in ISO 9001 and ISO 14001 certified and approved factories. LEED Reporting: The post-consumer recycled steel content is 25%.</p>
--	---

Applications ■ Attaches hanger wire to heavy-gauge, cold-formed steel

Installation

- Use a standard screw gun with Grabber's Eye Lag installation tool (ELAT). Suggested screw gun specification for optimal performance: up to 2,500 RPM.
- The fastener must penetrate beyond the steel three full thread pitches.
- Overdriving may result in failure of the fastener.

Features

- Grabber® Eye Lag screws are more evenly heat-treated and tempered, resulting in more consistent and reliable performance.
- Consistently formed, extra-sharp drill point starts and drills easily into heavy-gauge steel, 33 mil or thicker.

Acoustical Eye Lag

Acoustical Wire to Heavy-Gauge Steel



Standard Corrosion Test Results

Finish	Test	Standard/Protocol	Results
Yellow Zinc	Salt Spray	ASTM B117	24 hrs., no red rust

Note: Salt Spray Testing (SST) results are not intended to predict corrosion in real-world environments. The ASTM B117 standard for SST is recognized industry-wide as an effective tool for comparing different metals and different metal coatings in a tightly controlled, highly corrosive environment for specific periods of time. For more information about corrosion resistance, see the Grabber Guide to Corrosion Resistance for Fasteners.

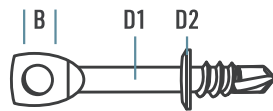
Pull-Out Test Data¹

Screw Gauge	TPI ²	Steel Gauge	Design Thickness	Tension	Shear
#14	14	18	0.0451 in.	139 lbs.	297 lbs.
		16	0.0566 in.	252 lbs.	417 lbs.
		14	0.0713 in.	318 lbs.	590 lbs.
		12	0.1017 in.	453 lbs.	1,005 lbs.
		10	0.1242 in.	553 lbs.	1,353 lbs.

¹Test data values reported are allowable as determined by calculations and industry established test criteria, such as ICC-ES Acceptance Criteria and ASTM test standards. Please contact Grabber for detailed information about testing performed for specific products or if ultimate values are needed.

Sheet Steel Gauges

Gauge No.	Design Thickness	Millimeter Equivalent
25	0.0188 in.	0.4775 mm
20	0.0346 in.	0.8788 mm
18	0.0451 in.	1.1455 mm
16	0.0566 in.	1.4376 mm
14	0.0713 in.	1.8110 mm
12	0.1017 in.	2.5832 mm
10	0.1242 in.	3.1547 mm



Product Dimensions

Screw Gauge	B Eye Dia.	D1 Minor Dia.	D2 Major Dia.	TPI ²
1/4 in.	0.191 in.	0.180 in.	0.250 in.	14

²TPI stands for Threads Per Inch. This is a count of the number of threads per inch measured along the length of a fastener.

Thread Length: Dimensions vary by item. Consult the thread length reference section at the back of the catalog for item-specific details.

Ordering Information and Product Options

Item No.	Size	Recess	Head Dia.	TPI	Quantity	Weight	Special Features
Yellow Zinc							
H-1	1/4 x 3 1/4 in.	Eye Lag Driver	N/A	14	1,000	31 lb.	Serrations under collar
H-2	1/4 x 2 in.	Eye Lag Driver	N/A	14	1,000	20 lb.	
H-5	1/4 x 2 in.	Eye Lag Driver	N/A	14	1,000	20 lb.	
JS1	1/4 x 2 in.	Eye Lag Driver	N/A	14	1,000	20 lb.	

Acoustical Eye Lag - Heavy-Gauge Steel
PS1039 USA-ENG/Rev. 2-26

Grabber Construction Products, Inc.
3125 W. Executive Pkwy., Suite 200
Lehi, UT 84048

(800) 477-8876 | GrabberPro.com

SAFETY FIRST: Wear appropriate personal protective equipment. Read applicable SDS and literature before handling and installation.

TECHNICAL INFORMATION: Technical information contained herein is furnished without charge or obligation and is given and accepted at the recipient's sole risk. Because conditions of use may vary and are beyond our control, Grabber Construction Products makes no representation about, and is not responsible or liable for, the accuracy or reliability of data associated with uses of any product described herein. Grabber Construction Products reserves the right to modify this document without prior notice.

© 2026 Grabber Construction Products, Inc. | All rights reserved | Printed in U.S.A.
The trademarks Grabber, and Stylized G on Grabber Fasteners, are trademarks of Grabber Construction Products, Inc.

