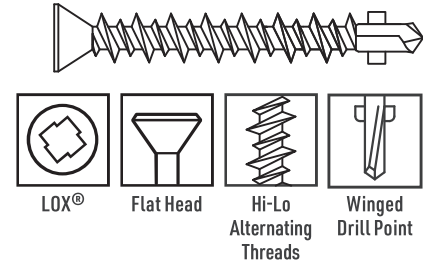
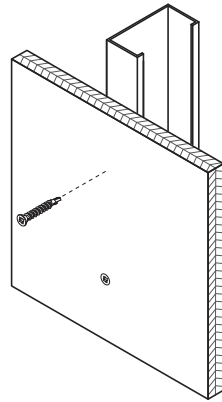
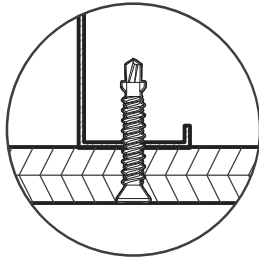


Flat Head PlySteel Screw - Exterior

Sheathing to Heavy-Gauge Steel



Description Attaches sheathing and plywood/OSB subfloor panels to heavy-gauge steel.

Specifications

Size | Gauge: #10
Length: 2 in.
Head Type: Flat Head
Recess Type: #3 LOX®
Thread Type: Hi-Lo Alternating
Thread Length: Varies by item.
 Refer to the thread length reference section for specific dimensions.

Finish: GrabberGard®
Quality Assurance: Grabber® fasteners are manufactured in ISO 9001 and ISO 14001 certified and approved factories.
LEED Reporting: The post-consumer recycled steel content is 25%.
Compliance: The fasteners comply with ASTM C1513 performance requirements.

Applications ■ Attaches plywood/OSB subfloor paneling and other sheathing to heavy-gauge steel

Installation

- Use a standard screw gun with a depth-sensitive nose piece. Suggested screw gun specification for optimal performance: size #10 up to 2,500 RPM.
- Because of significantly higher torque output, care and caution should be exercised when using an impact driver; otherwise, screw failure or spin-out may occur.
- The flat head is fully seated when it is flush with the work surface.
- The fastener must penetrate beyond the steel three full thread pitches.
- Overdriving may result in failure of the fastener.

Features

- LOX® recess is designed for high-torque applications and will not strip out like most other recesses.
- Alternating, Hi-Lo threads reduce torque and increase holding power.
- Special wings clear away sheathing material as the fastener drives in.
- The flat head leaves a smooth, finished surface.
- Consistently formed extra-sharp drill point starts and drills easily into heavy-gauge steel.

Flat Head PlySteel Screw - Exterior

Sheathing to Heavy-Gauge Steel



Standard Corrosion Test Results

| Finish | Test | Standard/Protocol | Results |
|--------------|------------|-------------------|-------------------------|
| GrabberGard® | Salt Spray | ASTM B117 | 1,000 hrs., no red rust |

Note: Salt Spray Testing (SST) results are not intended to predict corrosion in real-world environments. The ASTM B117 standard for SST is recognized industry-wide as an effective tool for comparing different metals and different metal coatings in a tightly controlled, highly corrosive environment for specific periods of time. For more information about corrosion resistance, see the Grabber Guide to Corrosion Resistance for Fasteners.

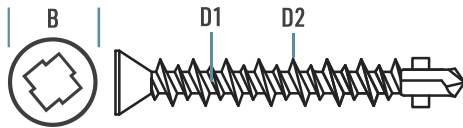
Pull-Out Test Data¹

| Screw Gauge | TPI ² | Steel Gauge | Design Thickness | Tension | Shear |
|-------------|------------------|-------------|------------------|----------|------------|
| #10 | 15 | 18 | 0.0451 in. | 109 lbs. | 263 lbs. |
| | | 16 | 0.0566 in. | 198 lbs. | 370 lbs. |
| | | 14 | 0.0713 in. | 249 lbs. | 523 lbs. |
| | | 12 | 0.1017 in. | 356 lbs. | 891 lbs. |
| | | 10 | 0.1242 in. | 434 lbs. | 1,199 lbs. |

¹Test data values reported are allowable as determined by calculations and industry established test criteria, such as ICC-ES Acceptance Criteria and ASTM test standards. Please contact Grabber for detailed information about testing performed for specific products or if ultimate values are needed.

Sheet Steel Gauges

| Gauge No. | Design Thickness | Millimeter Equivalent |
|-----------|------------------|-----------------------|
| 25 | 0.0188 in. | 0.4775 mm |
| 20 | 0.0346 in. | 0.8788 mm |
| 18 | 0.0451 in. | 1.1455 mm |
| 16 | 0.0566 in. | 1.4376 mm |
| 14 | 0.0713 in. | 1.8110 mm |
| 12 | 0.1017 in. | 2.5832 mm |
| 10 | 0.1242 in. | 3.1547 mm |



Product Dimensions

| Screw Gauge | B Head Dia. | Recess | D1 Hi Thread Major Dia. | D2 Lo Thread Major Dia. | TPI ² |
|-------------|-------------|---------|-------------------------|-------------------------|------------------|
| #10 | 0.368 in. | #3 LOX® | 0.211 in. | 0.169 in. | 15 Hi-Lo |

²TPI stands for Threads Per Inch. This is a count of the number of threads per inch measured along the length of a fastener.

Thread Length: Dimensions vary by item. Consult the thread length reference section at the back of the catalog for item-specific details.

Ordering Information and Product Options

| Item No. | Size | Recess | Head Dia. | TPI | Quantity | Weight | Special Features |
|--------------------------|------------|---------|-----------|----------|----------|--------|------------------------------|
| GrabberGard® Gray | | | | | | | |
| C10200L3GE | 10 x 2 in. | #3 LOX® | 0.368 in. | 15 Hi-Lo | 1,000 | 5 lb. | Collated, Winged pilot point |

Note: Product availability is subject to change without prior notice and the availability of products may differ from what is printed in literature and displayed on our website. The items listed are bulk size. Most are also available in smaller package sizes such as 5 lb. and 1 lb. Contact your local Grabber Branch or GrabberPro for more information.

Flat Head PlySteel Screw - Exterior
PS1042 USA-ENG/Rev. 2-26

Grabber Construction Products, Inc.
3125 W. Executive Pkwy., Suite 200
Lehi, UT 84048

(800) 477-8876 | GrabberPro.com

SAFETY FIRST: Wear appropriate personal protective equipment. Read applicable SDS and literature before handling and installation.

TECHNICAL INFORMATION: Technical information contained herein is furnished without charge or obligation and is given and accepted at the recipient's sole risk. Because conditions of use may vary and are beyond our control, Grabber Construction Products makes no representation about, and is not responsible or liable for, the accuracy or reliability of data associated with uses of any product described herein. Grabber Construction Products reserves the right to modify this document without prior notice.

© 2026 Grabber Construction Products, Inc. | All rights reserved | Printed in U.S.A.
The trademarks Grabber, GrabberGard, LOX, and Stylized G on Grabber Fasteners, are trademarks of Grabber Construction Products, Inc.

