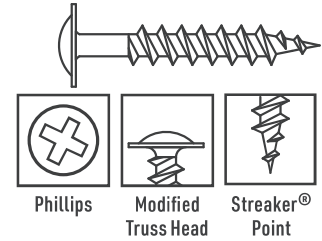
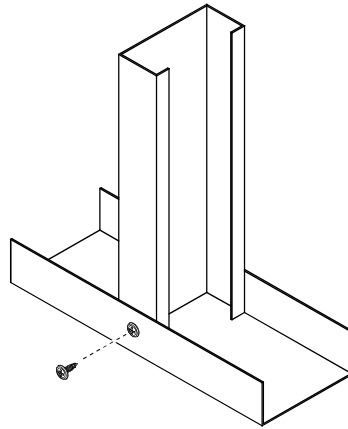
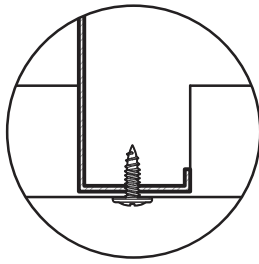


Modified Truss Head Streaker® - Exterior

Lath or Light-Gauge Steel-to-Steel Framing



Description Lath or light-gauge steel-to-steel framing.

Specifications

Size | Gauge: #8
Length: 9/16 in. to 1 1/2 in.
Head Type: Modified Truss Head
Recess Type: #2 Phillips
Thread Type: Fine
Thread Length: Varies by item. Refer to the thread length reference section for specific dimensions.
Finish: GrabberGard®

Quality Assurance: Grabber® fasteners are manufactured in ISO 9001 and ISO 14001 certified and approved factories.
LEED Reporting: The post-consumer recycled steel content is 25%.
Compliance: The fasteners comply with ASTM C1513 and C1002 performance requirements. Specific fasteners are listed in ICC ESR-5429; please check the report for listed item numbers.

Applications

- Light-gauge steel framing
- K-lath installation
- Light-gauge steel-to-steel applications

Installation

- Suggested screw gun specification for optimal performance: size #8, up to 4,000 RPM.
- The Modified Truss head is fully seated when the bearing surface is flush with the work surface.
- The fastener must penetrate beyond the steel three full thread pitches.
- Overdriving may result in failure of the fastener or strip-out.

Features

- Grabber's #2 Phillips is a precision recess designed for better bit engagement, resulting in less wobble or strip-out.
- Extra-sharp, 23° Streaker® point is designed to penetrate light-gauge steel quickly and easily.
- GrabberGard® exterior-grade coating provides additional protection against corrosion in most exterior applications.

Modified Truss Head Streaker® - Exterior

Lath or Light-Gauge Steel-to-Steel Framing



Standard Corrosion Test Results

Finish	Test	Standard/Protocol	Results
GrabberGard®	Salt Spray	ASTM B117	1,000 hrs., no red rust

Note: Salt Spray Testing (SST) results are not intended to predict corrosion in real-world environments. The ASTM B117 standard for SST is recognized industry-wide as an effective tool for comparing different metals and different metal coatings in a tightly controlled, highly corrosive environment for specific periods of time. For more information about corrosion resistance, see the Grabber Guide to Corrosion Resistance for Fasteners.

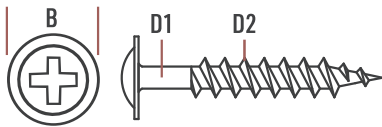
Pull-Out Test Data¹

Screw Gauge	TPI ²	Steel Gauge	Design Thickness	Tension	Shear
#8	15	25	0.0188 in.	39 lbs.	66 lbs.
		20	0.0346 in.	72 lbs.	164 lbs.

¹Test data values reported are allowable as determined by calculations and industry established test criteria, such as ICC-ES Acceptance Criteria and ASTM test standards. Please contact Grabber for detailed information about testing performed for specific products or if ultimate values are needed.

Sheet Steel Gauges

Gauge No.	Design Thickness	Millimeter Equivalent
25	0.0188 in.	0.4775 mm
20	0.0346 in.	0.8788 mm



Product Dimensions

Screw Gauge	B Head Dia.	Recess	D1 Minor Dia.	D2 Major Dia.	TPI ²
#8	0.447 in.	#2 Phillips	0.109 in.	0.164 in.	15

²TPI stands for Threads Per Inch. This is a count of the number of threads per inch measured along the length of a fastener.

Thread Length: Dimensions vary by item. Consult the thread length reference section at the back of the catalog for item-specific details.

Ordering Information and Product Options

Item No.	Size	Recess	Head Dia.	TPI	Quantity	Weight	Special Features
GrabberGard® Gray							
31RG	8 x 9/16 in.	#2 Phillips	0.447 in.	15	10,000	43 lb.	ICC ESR-5429
32RG	8 x 1 in.	#2 Phillips	0.447 in.	15	5,000	30 lb.	
33RG	8 x 1 1/4 in.	#2 Phillips	0.447 in.	15	5,000	34 lb.	
3138RG	8 x 1 1/2 in.	#2 Phillips	0.447 in.	15	5,000	24 lb.	

Note: Product availability is subject to change without prior notice and the availability of products may differ from what is printed in literature and displayed on our website. The items listed are bulk size. Most are also available in smaller package sizes such as 5 lb. and 1 lb. Contact your local Grabber Branch or GrabberPro for more information.

Modified Truss Head Streaker® - Exterior
PS1056 USA-ENG/Rev. 2-26

Grabber Construction Products, Inc.
3125 W. Executive Pkwy., Suite 200
Lehi, UT 84048

(800) 477-8876 | GrabberPro.com

SAFETY FIRST: Wear appropriate personal protective equipment. Read applicable SDS and literature before handling and installation.

TECHNICAL INFORMATION: Technical information contained herein is furnished without charge or obligation and is given and accepted at the recipient's sole risk. Because conditions of use may vary and are beyond our control, Grabber Construction Products makes no representation about, and is not responsible or liable for, the accuracy or reliability of data associated with uses of any product described herein. Grabber Construction Products reserves the right to modify this document without prior notice.

© 2026 Grabber Construction Products, Inc. | All rights reserved | Printed in U.S.A.
The trademarks Grabber, GrabberGard, Streaker, and Stylized G on Grabber Fasteners, are trademarks of Grabber Construction Products, Inc.

