



A NEW WAY OF THINKING
ABOUT DRYWALL

Product Catalog

R GRABBER®
R GRABBER®
GRABBER®
GRABBER®
GRABBER®
RABBER®
RABBER®
RABBER®
RABBER®
RABBER®
RABBER®
RABBER®
RABBER®
RABBER®
RABBER®
RABBER®
RABBER®
RABBER®
RABBER®
R GRABBER®
R GRABBER®



GRABBER®
CONSTRUCTION PRODUCTS

INDEX

Art	2	Complex shapes made easy	18-19
Milling and Sawing Units	4	PanelMax revolutionizes	20-21
Radius Milling System	5	Prefabricated assemblies	21
Metal Corner System	5	Contact Grabber	24
Vacuums & Glue System	6-9		
Accessories	9		
Saw Blades	10		
V-Groove Bits	11-12		
Bits	12-13		
Specialty Bits	14		
Tables	15-16		
Table Extension	16		
Kit Configurations	17-18		



PANELMAX TURNS DRYWALL INTO AN ART FORM

Contractors who think of drywall, and cement board in a two-dimensional sense will find out that these materials are anything but flat. Grabber Construction Products, best known for premium fastening systems for wood, metal, and drywall applications, has recently introduced PanelMax board milling machine technology, revolutionizing the way drywall can be used.

PORTABLE

PanelMax is a portable board milling machine designed for milling many building materials from gypsum to cement board up to 54 X 148 inch sizes. PanelMax is easy to operate with automatic machine head controls, dust free milling and fast prime and glue-up fabrication.

SIMPLE TO OPERATE

PanelMax is easy to operate with electric machine head controls, dust free milling and fast prime and glue-up fabrication. Now even the most challenging assembly can be produced and installed in minutes in one piece, no bead, no finishing, no call backs.

BRING DIMENSION TO DRYWALL WORK

Create intricate shapes and structures with PanelMax from drywall much more affordably. Projects that require a lot of manual cutting or that have complex curves have always been cumbersome and time-consuming for builders. Now even the most challenging details can be completed much more cost effectively, requiring much less finishing time and materials.



PERFECT CORNERS

PanelMax mills a perfect corner, using gypsum, wood, and plastic or even cement board. Precision engineered grooves allow material to be fabricated into rigid and precisely aligned assemblies. PanelMax milled corners, especially drywall, are clean

and precise minimizing the need for additional finishing materials, saving time, labor and material costs.




REVOLUTIONARY

PanelMax is a revolutionary system that makes creating intricate shapes and assemblies from drywall much more affordable. Projects that require a lot of manual cutting or that have complex curves have always been cumbersome and time-consuming for builders. Now even the most challenging assemblies can be completed more efficiently with less finishing, less labor and fewer materials.



USE PANELMAX TO MILL:

Gypsum board
MDF board
Plastic



FIND EASE IN COMPLEX CUTTING PROJECTS

PanelMax machines a perfect corner through gypsum, wood, plastic or even cement board. The precision engineered groove allows you to fabricate the material into an assembly that will be rigid and precisely aligned. PanelMax milled corners, especially drywall, are clean and precise minimizing the need for additional edge finishing; saving time, labor and material costs. PanelMax is the perfect tool for architecturally demanding projects or for large endeavors that require multiple, complex installations. This new advanced panel fabrication makes designs and innovations possible using drywall that may never have attempted considered before.



PANELMax

COST EFFECTIVE PanelMax is clean, fast, and cost effective especially in drywall construction



BRING DIMENSION TO DRYWALL WORK

Create intricate shapes and structures with PanelMax from drywall much more affordably. Projects that require a lot of manual cutting or that have complex curves have always been cumbersome and time consuming for builders. Now even the most challenging details can be completed much more cost effectively; requiring much less finishing time and materials.



MILLING AND SAWING TABLE UNITS

PanelMax Saw Unit

Use one saw unit for all your panel dimensioning. Switching between the X and Y axis is as simple as the flip of a lever. The PanelMax saw unit is variable speed, so speed can be adjusted for the work material. Precise laser alignment, state-of-the-art base design and exceptional dust collection make for clean efficient and accurate production.



- Variable speed control
- Cuts on both the X&Y axis
- Laser alignment module
- 24 tooth 6-1/2-in (165mm) carbide-tipped blade
- Micro-adjust depth control

- Motor: 1.5kW.
- Power: 1,530W
- Voltage: 120V
- Amps: 12A

Item No. 860070011004
PANELMAX TRANSVERSE/LONGITUDINAL
VARIABLE SPEED SAW UNIT

1.0 Kw. PanelMax Milling Unit

The PanelMax 1.0 Kw. variable speed milling unit is the workhorse of the system allowing the operator to mill up to 90° grooves quickly and easily in many materials including MDF, wood and gypsum. Precise laser alignment, state-of-the-art base design and exceptional dust collection make for clean efficient and accurate production.



FOR USE WITH BITS UP TO 90° ONLY
FOR USE WITH 5/16-IN (8MM) COLLETS ONLY

- Variable speed control
- Laser alignment module
- Mills up to 90° diameter bits
- Two-stage locking collet
- Dust collection plate
- Includes 5/16-in (8mm) collet

- Motor: 1.0kW.
- Power: 1,050W
- Voltage: 110V
- Amps: 10A

Item No. 860070011001
VARIABLE SPEED 1.0 KW. MILLING UNIT FOR
PANELMAX ST48 AND FT30

1.8 Kw. PanelMax Milling Unit

The PanelMax 1.8 Kw. milling unit is designed for the heavy production environment where larger diameter bits are used and continuous milling is required. The 1.8 Kw. variable speed milling unit includes a two-stage locking collet and dust collection plate, ideal for milling OSB, drywall and other materials. A built in laser makes for quick, accurate alignment and precise milling.



- Variable speed control
- Laser alignment module
- Micro-adjust depth adjustment (allows for exceptional accuracy and control)
- Two-stage locking collet
- Dust collection plate
- Includes 5/16-in (8mm) and 1/2-in (12.7mm) collets

- Motor: 1.8kW.
- Power: 1,800W
- Voltage: 120V
- Amps: 15A

Item No. 860070011003
VARIABLE SPEED 1.8 KW. MILLING UNIT FOR
PANELMAX ST48 AND FT30

Transverse Radius Saw Unit

The PanelMax 4-blade saw unit pivots on X and Y coordinates and makes short work of creating radius corners with drywall. Make one pass for a tight radius and multiple cuts for larger radius corners. Create radius corners, columns or serpentine assemblies.



FOR USE WITH PANELMAX ST48 AND FT30 ONLY

- Variable speed control
- Micro adjustment
- 4, 5-in (125mm) 24 tooth blades
- Carbide tipped
- Laser guide

- Motor: 1.5kW.
- Power: 1,530W
- Voltage: 120V
- Amps: 12A

Item No. 860070011005
TRANSVERSE RADIUS 4 BLADE SAW UNIT



CM10 MILLING AND SAWING UNITS

PanelMax CM10 Milling Unit

The PanelMax CM10 variable speed milling unit is the workhorse of the system allowing the operator to mill up to 90° grooves quickly and easily in many materials including MDF, wood and gypsum. Precise laser alignment, state-of-the-art base design and exceptional dust collection make for efficient and accurate production.



FOR USE WITH PANELMAX CM10 ONLY. FOR USE WITH BITS UP TO 90° ONLY

- Variable speed control
- Mills up to 90 degree diameter bits
- Two-stage locking collet assembly
- Laser alignment module included
- 90 degree bit included (5/16-in or 8mm collet only)

- Motor: 1.0kW.
- Power: 1,050W
- Voltage: 110V
- Amps: 10A

Item No. 860420012001
VARIABLE SPEED 1.0 KW. MILLING UNIT
FOR PANELMAX CM10

PanelMax CM10 Saw Unit

The PanelMax CM10 saw unit makes quick work of ripping or cross cutting many different materials. Laser alignment a carbide-tipped blade and exceptional dust collection make for clean efficient and accurate production.




FOR USE WITH PANELMAX CM10 ONLY

- Variable speed control
- 7-in (180mm) diameter
- 24-tooth carbide blade included
- Laser alignment module
- Aluminum and stainless steel construction Light-weight and durable

- Motor: 1.5kW.
- Power: 1,530W
- Voltage: 120V
- Amps: 12A

Item No. 860420042002
VARIABLE SPEED SINGLE BLADE SAW UNIT FOR PANELMAX CM1



RADIUS MILLING SYSTEM

Transverse Radius Saw Unit

The PanelMax 4-blade saw unit pivots on X and Y coordinates and makes short work of creating radius corners with drywall. Make one pass for a tight radius and multiple cuts for larger radius corners. Create radius corners, columns or serpentine assemblies.



FOR USE WITH PANELMAX ST48 AND FT30 ONLY

- Variable speed
- Micro adjustment
- 4, 24-tooth carbide tipped blades
- 5-in (125mm) blades (installed)
- Laser guide
- Motor: 1.5kW.
- Power: 1,530W
- Voltage: 120V
- Amps: 12A

Item No. 860070011005
TRANSVERSE RADIUS 4-BLADE SAW UNIT

Circle Cutting Guide

Use the PanelMax circle cutting guide to easily mill circles from 7-7/8-in (200mm) up to 23-5/8-in (1200mm) in diameter.



Item No. 860050000024
CIRCLE MILLING GUIDE FOR ST48, FT30 FOR USE WITH STANDARD 1000-WATT MILLING UNIT ONLY



CM10 RADIUS MILLING SYSTEM

PanelMax CM10 multi-blade kit

4-Blade saw kit for milling radius corners in drywall up to 5/8-in. The 4-blade unit creates evenly spaced cuts allowing drywall to be easily formed to any radius corner. Saw blade kit only, does not include sawing unit.



FOR USE WITH PANELMAX CM10 ONLY

- 4-blade saw kit, includes bolt
- 7-3/32-in (180mm) diameter blades
- 30 tooth blades
- Carbide tipped

Item No. 860430001003
4 BLADE RADIUS CORNER SAW KIT

Radius Reinforcing Paper

Use PanelMax high-strength reinforcing paper to back radius assemblies. Activate adhesive with water, no additional adhesive required.



- 150-ft roll
- 39-in wide
- Water-activated adhesive

Item No. 04917001
HIGH-STRENGTH WATER ACTIVATED ADHESIVE BACKED FABRIC REINFORCING PAPER FOR PANELMAX RADIUS-ASSEMBLIES

Metal Corner System


90° High-Performance Spline Milling Bit

Use the 90° high-performance milling bit to fabricate 90° corners that will accept the PanelMax galvanized corner reinforcing spline. For use in drywall up to 5/8-in. reinforced corners in up to 5/8-in drywall.

- 5/16-in (8mm) shank
- 90.° high-performance flat tip carbide milling bit
- For use with 5/8-in drywall

Item No. 01146167

FLAT-TIPPED 90° HIGH-PERFORMANCE CARBIDE BIT FOR MILLING REINFORCED CORNERS IN UP TO 5/8-IN DRYWALL



Galvanized Steel Corner Spline

Use PanelMax galvanized steel splines to reinforce impact vulnerable corners. Use the PanelMax spline bit, item 01146167, to mill corners that will accept the reinforcing spline.

- Galvanized steel corner reinforcing spline
- Creates impact resistant corners
- Width: 1/2-in (12.7mm)
- Thickness: 1/16-in (1.5mm)
- Length: 10-ft
- Coating: Galvanized



Item No. PMSPLINE1210G
1/2-IN X 1/16-IN (12.7MM X 1.5MM) GALVANIZED STEEL CORNER SPLINE FOR DRYWALL CORNER REINFORCEMENT

PANELMax

VACUUMS & GLUE SYSTEM

High-Output Self-Cleaning HEPA Vacuum

The 1050 model offers power and durability with its 20 ga. steel tank for collection and strong 176 CFM airflow. The HEPA filtration system filters out nearly 100% of the dust produced when milling drywall keeping the work area dust-free. Like all PanelMax vacuums the 1050 uses patented technology to clean the filter while you work so you never have to stop work to unclog a filter.

FOR USE WITH PANELMAX ST48 AND FT30

- Automatic pulse-clean technology
 - Free lifetime service & support*
 - 16 gauge steel tank
 - Cyclonic debris management
 - Non-marking 5 caster dolly
 - 3 x 5 Point HEPA filters - individually tested
 - Designed & built in the USA
 - HEPA filtration *available on 2018 models only
- CFM: 176
 - Lift: 87"
 - Filtration: HEPA 99.97% @ .3 Microns
 - Inlet & Hose: 2-in locking, 25-ft crush proof hose
 - Collection: 20-gal steel tank
 - Voltage: 110V
 - Current: 12.5 Amps
 - Weight: 87-lbs

Item No. PM1050

20 GALLON HIGH OUTPUT SELF-CLEANING CANISTER VACUUM UNIT. INCLUDES AUTO ON/OFF FEATURE, 16 GALLON CANISTER, 25-FT HOSE AND CASTERS



High-Output Self-Cleaning HEPA Drum Vacuum Assembly

The 5540, 176CFM DrumVac provides power and outstanding collection capacity with its ability to attach to a 40 or 55 gallon collection drum. The HEPA filtration system filters out nearly 100% of the dust produced when milling drywall keeping the work area dust-free. Like all PanelMax vacuums the 5540 DrumVac uses patented technology to clean the filter while you work so you never have to stop work to unclog a filter.

FOR USE WITH PANELMAX ST48 AND FT30 - COLLECTION DRUM NOT INCLUDED

- Automatic pulse-clean technology
 - Free lifetime service & support*
 - Cyclonic debris management
 - Non-marking 5-caster dolly
 - 3 x 5 point HEPA filters - individually tested
 - Designed & built in the USA
 - HEPA filtration *available on 2018 models only
- CFM: 176
 - Lift: 87-in
 - Filtration: HEPA 99.97% @ .3 microns
 - Inlet & Hose: 2-in locking, 25-ft crush proof hose
 - Collection: 40 or 55 gallon drum
 - Voltage: 110V
 - Current: 12.5 Amps
 - Weight: 30-lbs (Head only)

Item No. PM5540

40-55 GALLON HIGH OUTPUT SELF-CLEANING DRUM VACUUM ASSEMBLY. INCLUDES AUTO ON/OFF FEATURE, 25-FT HOSE



CM10 VACUUMS & GLUE SYSTEM

Self-Cleaning HEPA Canister Vacuum

500 Series offers great performance and compact portability. The HEPA filtration system filters out nearly 100% of the dust produced when milling drywall keeping the work area dust-free. Like all PanelMax vacuums the 550HA uses patented technology to clean the filter while you work so you never have to stop work to unclog a filter.

FOR USE WITH PANELMAX CM10

- Automatic pulse-clean technology
 - Free lifetime service & support*
 - Dual-stage certified HEPA filtration
 - Auto-tool start
 - 2 x 5 point HEPA filters - individually tested
 - Designed & built in the USA
 - HEPA filtration *available on 2018 models only
- CFM: 150
 - Lift: 87-in
 - Filtration: HEPA 99.97% @ .3 microns
 - Inlet & Hose: 1.5-in locking, 15-ft crush proof hose
 - Collection: 8-gal. steel tank
 - Voltage: 110V
 - Current: 12.5 Amps
 - Weight: 30-lbs

Item No. 103550HA

8-GALLON SELF-CLEANING CANISTER VACUUM UNIT. INCLUDES AUTO ON/OFF FEATURE, 8-GALLON CANISTER, 15-FT HOSE AND CASTER



Replacement Filter Set

HEPA replacement filters for use with the 103550HA canister vacuum unit for the PanelMax CM10 system.

FOR USE WITH THE 550HA PULSE-BAC VACUUM ONLY

- HEPA filters
- Keep a safe dust-free work environment



Item No. 103625

REPLACEMENT FILTER SET OF 2 HEPA FILTERS FOR USE WITH THE 550HA PULSE-BAC VACUUM UNIT.



VACUUMS & GLUE SYSTEM (Continued)

Replacement Filter Set

HEPA replacement filters for use with the PM10550 and PM5540 canister vacuum units for PanelMax ST48 and FT30.

FOR USE WITH THE 1050 AND 5540 PULSE-BAC VACUUMS ONLY

- HEPA filters
- Keep a safe dust-free work environment



Item No. 103621

REPLACEMENT FILTER SET OF 3 HEPA FILTERS FOR USE WITH THE PM1050 AND PM5540 PULSE-BAC VACUUMS

Fiba-Fuse Fiberglass Tape

Use Fiba-Fuse fiberglass tape butt-joints. Fiba-Fuse tape provides a 40% stronger joint than paper tape.

- Creates a stronger butt joint
- Use in place of standard joint tape

- 2-1/16-in wide
- 250-ft roll



Item No. FDW8599U

FIBA-FUSE FIBERGLASS TAPE FOR BUTT-JOINTS, 250 FT. P/R. 40% STRONGER THAN PAPER TAPE

Rolair Air Compressor

The JC10 is the latest in compact compressor technology from Rolair. Super quiet yet capable to easily drive the glue guns from PanelMax the JC10 is oilless and light weight to move around the shop or job site. Use the JC10 air compressor with PanelMax 500 watt professional glue gun.

- Quiet operation - only 60 dB
- 8-amp motor, 1hp motor
- Light-weight, only 39-lbs
- Low-maintenance oilless operation
- 60-db operation
- 1-hp 2 cylinder motor
- 5.3 cubic feet displacement
- 2.5 cubic feet tank capacity
- 90PSI, total weight 39-lbs
- Dimensions: L:17 x W:16 x H:15@90PSI, total weight 39-lbs dimensions: L:17 x W:16 x H:15



Item No. JC10

ROLAIR JC10 2.5-GAL OILESS AIR COMPRESSOR

Primerless Fabrication Glue

Now you can assemble your prefabricated panels in one step with an easy-to-use glue bottle and applicator tip. PanelMax primer-less fabrication glue is a proprietary formula specifically designed to bond with exposed gypsum without the need for primer and at the same time significantly increasing joint strength.

Save time and money by eliminating expensive primer and waiting for it to dry before completing the assembly. PanelMax primer-less fabrication glue provides the strength you need when you need it.

- No primer needed
- Fast curing time - 80% dry in 10-15 minutes at 68°F (20 °C) (actual drying time depends on temperature and humidity)
- 3-5 times stronger than hot glue alone
- Specially formulated for gypsum fabrication
- One Bottle finishes 300 linear feet
- Can be used in combination with PanelMax hot glue
- 3-5 times stronger than hot glue alone
- Specially formulated for gypsum fabrication
- Finishes approx. 300 linear feet
- 17-oz bottle



Item No. WESK00000007

17-OZ PANELMAX PRIMERLESS FABRICATION GLUE. COVERS 300 LINEAR FEET

Drywall Corner Primer

PanelMax primer is an essential component in fabricating a strong and durable corner. PanelMax primer penetrates into the gypsum creating a strong dust-free bonding surface for hot melt adhesive.

PanelMax primer is VOC free and easily clean up using tap water.

- Penetrates and conditions exposed gypsum edges in preparation for adhesive.
- Special formula designed specifically for use in PanelMax fabrication
- Dries clear
- Low odor acrylic latex
- VOC free
- Included in PanelMax submittal documentation
- Cleans up with tap water
- 2.6-gal (9.46 L)
- Covers approx 3,000 linear feet (\$0.04 per linear ft. coverage)



Item No. PMECOPRIMER26
PANELMAX LOW VOC PRIMER

PANELMax

GLUE SYSTEM (Continued)



500-Watt Glue Gun

Use the PanelMax production-grade PM500W hot melt glue gun to create strong drywall joints in seconds. The PM500W is a professional production-grade electric/pneumatic hot melt gun that delivers hot melt glue all day in a production environment.

- Clamshell design makes servicing easy
- 20-ft heavy duty extension cord and air hose
- Pneumatic/electric design delivers hot melt glue on demand in a production environment

Item No. PM500W

500 WATT PLUG STYLE HOT MELT GLUE GUN



Hot Melt Adhesive

PanelMax premium plug-style hot melt is designed to create a strong bonding joint in gypsum within 10 seconds. PanelMax hot melt adhesive works with standard gypsum and the new light-weight products.

Prepare gluing surface with PanelMax primer prior to applying adhesive.

- Sets up in 10 seconds
- Helps prevent edge failures
- Creates a reliable, strong assembly when combined with the PanelMax primer
- 25-lb box covers 3,500 linear feet

25-lb box

Plug design

Covers approx. 3,500 linear feet

Item No. PMHG25

PANELMAX PREMIUM PLUG-STYLE HOT MELT ADHESIVE



Hot Melt Glue Gun Stand

Use the hot melt glue stand to keep the work area clean and the glue gun up off the work surface.

For use with PanelMax PM500W watt hot melt glue gun.

- Rugged metal frame design
- Weighted base

Item No. PA3096SPARES

PANELMAX HOT MELT GLUE GUN STAND

Glue Gun Tip



PM500 REPLACEMENT TIP ONLY

Item No. ANZ016

REPLACEMENT GLUE GUN TIP



CM10 GLUE SYSTEM



600-Watt Hot Melt Glue gun

The Tmaxx600 is the latest hot-melt delivery system available for on-site or shop use that only requires electric, no compressor required.

- 600-watt melt capability
- 20-ft cord
- Stick style glue designed to bond gypsum
- No compressor required

20-ft cord

Stick style glue gun

600 watt

Item No. TMAX600

600 WATT STICK STYLE HOT MELT GLUE GUN



Hot Melt Adhesive Sticks

Use PanelMax premium hot melt adhesive to bond drywall corners. Use with PanelMax 600 watt hot melt glue gun.

Prepare gluing surface with PanelMax primer prior to applying adhesive.

- Premium adhesive
- 25-lb box covers 3,500 linear feet

25-lb box

15-in glue sticks

Covers approx. 3,500 linear feet

Item No. PMHG2515

15-IN HOT MELT ADHESIVE STICKS FOR USE WITH PANELMAX CM10 600-WATT HOT MELT GLUE GUN



GLUE SYSTEM (Continued)

Weathermaster Adhesive

Use Weathermaster adhesive to bond drywall corners and seal joints. Use PanelMax primer to seal the gypsum prior to using the adhesive. Weathermaster comes in cases of 12 tubes.



- Professional-grade drywall adhesive
- Super strong
- Remains flexible after set-up allowing for easier assembly installation

- 10-oz tubes
- 12 to a case

Item No. F61001

10-OZ WEATHERMASTER DRYWALL CORNER ADHESIVE

PowerStick Applicator Frame



- 18:1 thrust ratio
- Revolving barrel

Item No. N250

PowerStick applicator frame

Silicone Lubricant

Use professional-grade silicone lubricant for maintenance of the PanelMax machines and to extend their operating life. Use only professional quality silicone spray to clear away debris and lubricate moving parts. Regular maintenance and lubrication is critical to maintaining service life.



- Clears away debris
- Lubricates moving parts
- Extends milling machine operating life
- Will not damage rubber, plastic or painted surfaces
- Does not attract dust or dirt
- Protects and renews rubber mountings

- 16-oz silicone aerosol lubricant

Item No. S00916000

16-oz professional-grade silicone aerosol lubricant

ACCESSORIES

Duplicating Guide Arm

Use the duplicating guide arm to trace the outside edge of a template to duplicate a shape and size. The guide arm stylus slides along the template duplicating its shape as the milling bit removes material. Template material must be at least 1/4-in thick.

PANELMAX 1.0KW MILLING UNIT ONLY

- Duplicating guide arm



Item No. 860070001034

PANELMAX DUPLICATING GUIDE ARM FOR 1.0KW MILLING UNIT

Diagonal Cutting Guide

The diagonal cutting guide installs along the straight edge of the material being cut. The saw unit slides along the guide creating a perfect diagonal cut.

- 5-15/16-in (150mm) diagonal cutting guide
- For use with PanelMax saw unit

PANELMAX FT30 OR ST48 ONLY



Item No. 860050050001

PANELMAX DIAGONAL CUTTING GUIDE

Copying Plate

The copying plate acts as a template guide when milling castle-cuts and special assemblies, the guide rides along any 1/4-in thick template making quick work of those odd shapes that can slow any job down.

PANELMAX 1.0KW MILLING UNIT ONLY

- Copying plate
- 1/4-in diameter opening
- For use with copier bit



Item No. 860070001149

PANELMAX COPYING PLATE ASSEMBLY FOR 1.0 KW MILLING UNIT



CM10 ACCESSORIES

10-ft Guide Extension

Use the 10-ft guide extension to fabricate 4 x 10-ft drywall panels.

PANELMAX CM10 ONLY

- 6-in track extension



Item No. 860410001024

10-FT GUIDE TRACK EXTENSION FOR PANELMAX CM10

Cross Fence

The cross fence helps to ensure the milling unit and base plate stay perfectly parallel on the sheet of material.

PANELMAX CM10 ONLY

- 2-piece ruler
- 36-in length



Item No. 860070001149

CROSS FENCE FOR PANELMAX CM10

SAW BLADES



24-Tooth Carbide Saw Blade

Use 160mm 24-tooth carbide saw blade to dimension drywall and other materials. Fits both standard and 4-blade saw units.

PANELMAX FT30 OR ST48 ONLY

- 6-1/4-in (160mm) diameter blade
- 24-tooth
- Carbide tipped
- 25/32-in (20mm) arbor
- For use with drywall, plywood, MDF, OSB

Item No. WSSB00240165

160MM (6-1/4-IN) 24 TOOTH CARBIDE TIPPED SAW BLADE



Segmented Diamond Wheel

Use 125mm segmented diamond wheel to mill cement board.

MAGACON ONLY

- 5-in (125mm) diameter blade
- 10 segments
- Diamond infused
- 7/8-in (22.23mm) arbor
- For use with cement board

Item No. 05450140

125MM (5-IN) SEGMENTED DIAMOND WHEEL



24-Tooth Carbide Saw Blade

Use 160mm 24-tooth carbide saw blade to dimension drywall and other materials. For use with MAGACON transverse and longitudinal saw.

MAGACON ONLY

- 6-1/4-in (160mm) diameter blade
- 24-tooth
- Carbide tipped
- 7/8-in (22.23mm) arbor
- For use with drywall

Item No. 011846166

160MM (6-1/4-IN) 24-TOOTH CARBIDE TIPPED SAW BLADE.



8-Tooth Diamond Blade

Use 160mm segmented diamond wheel to mill cement board.

PANELMAX FT30 OR ST48 ONLY

- 6-1/4-in (160mm) diameter blade
- 8-segments
- Diamond infused
- 25/32-in (20mm) arbor
- For use with cement board

Item No. WSSB00080160

160MM (6-1/4-IN) 8 TOOTH SEGMENTED DIAMOND WHEEL



CM10 SAW BLADE



24-Tooth Carbide Saw Blade

Use 180mm 24-tooth carbide saw blade to dimension drywall and other materials. Not compatible with PanelMax ST48 or FT30.

PANELMAX CM10 ONLY

- 7-in (180mm) diameter blade
- 24-tooth
- Carbide tipped
- 25/32-in (20mm) arbor
- For use with drywall

Item No. WSSB01300180

180MM (7-IN) 24 TOOTH CARBIDE TIPPED SAW BLADE



Segmented Diamond Wheel


Use 115mm segmented diamond wheel to mill cement board.

MAGACON ONLY

- 4-1/2-in (115mm) diameter blade
- 11 segments
- Diamond infused
- 7/8-in (22.23mm) arbor
- For use with cement board

Item No. 05450141

115MM (4-1/2-IN) SEGMENTED DIAMOND WHEEL



V-GROOVE BITS



90°




90° High-Performance Milling Bit

Use the 90° high-performance milling bit to fabricate 90° profiles. For use in drywall up to 5/8-in.

- 5/16-in (8mm) shank
- 90.2° high-performance carbide milling bit
- For use with 5/8-in drywall

Item No. WSVG00000009

V-GROOVE 90°, HIGH-PERFORMANCE CARBIDE BIT FOR USE WITH UP TO 5/8-IN DRYWALL



90°

V-TECH



90° V-TECH Milling Bit

Use the 90° V-TECH winged milling bit to fabricate 90° profiles. Creates an extra channel for glue for a stronger joint. For use in drywall up to 5/8-in.

- 5/16-in (8mm) shank
- 90° carbide milling bit
- 115° angle wings
- For use with 5/8-in drywall

Item No. WPWE00000023

V-TECH V-GROOVE 90°, 15MM (19/32-IN) 115° WINGED BIT FOR USE WITH UP TO 5/8-IN DRYWALL



60°



60° Milling Bit

Use the 60° milling bit to fabricate 60° profiles. For use in drywall up to 5/8-in.

- 5/16-in (8mm) shank
- 60° carbide milling bit
- 19/32-in (15mm) full width
- For use with 5/8-in drywall

Item No. 01150163

V-GROOVE 60°, 15MM (19/32-IN) BIT FOR USE WITH UP TO 5/8-IN DRYWALL



90°



90° Milling Bit

Use the 90° milling bit to fabricate 90° profiles. For use in material up to 1-in.

SPECIAL ORDER ITEM

- 5/16-in (8mm) shank
- 90.2° carbide milling bit
- 63/64-in (25mm) full width
- For use with 1-in drywall

Item No. 01150157

V-GROOVE 90°, 25MM (63/64-IN) BIT FOR USE WITH UP TO 1-IN MATERIAL



30°



30° Milling Bit

Use the 30° milling bit to fabricate 30° drywall profiles. For use in drywall up to 5/8-in.

- 5/16-in (8mm) shank
- 30° carbide milling bit
- 19/32-in (15mm) full width
- For use with 5/8-in drywall

Item No. 01150162

V-GROOVE 30°, 15MM (19/32-IN) BIT FOR USE WITH UP TO 5/8-IN DRYWALL



40°



40° Milling Bit


Use the 40° milling bit to fabricate 40° drywall profiles. For use in drywall up to 5/8-in.

- 5/16-in (8mm) shank
- 40° carbide milling bit
- 19/32-in (15mm) full width
- For use with 5/8-in drywall

Item No. 08346173

V-GROOVE 40°, 15MM (19/32-IN) BIT FOR USE WITH UP TO 5/8-IN DRYWALL

V-GROOVE BITS (Continued)




45° Milling Bit

Use the 45° milling bit to fabricate 45° drywall profiles. For use in drywall up to 5/8-in.

- 5/16-in (8mm) shank
- 45° carbide milling bit
- 19/32-in (15mm) full width
- For use with 5/8-in drywall

Item No. 08346171

V-GROOVE 45°, 15MM (19/32-IN) BIT FOR USE WITH UP TO 5/8-IN DRYWALL




90° Milling Bit

Use the 90° milling bit to fabricate 90° edge drywall profiles. For use in drywall up to 5/8-in.

- 5/16-in (8mm) shank
- 90° carbide milling bit
- For use with 5/8-in drywall

Item No. WSV00000009

V-GROOVE 90° BIT FOR USE WITH UP TO 5/8-IN DRYWALL



45° V-TECH Milling Bit

Use the 45° V-TECH winged milling bit to fabricate 45° profiles. Creates an extra channel for glue for a stronger joint. For use in drywall up to 5/8-in.

- 5/16-in (8mm) shank
- 45° carbide milling bit
- 90° angle wings
- For use with 5/8-in drywall

Item No. WPWE00000021

V-TECH V-GROOVE 45°, 15MM (19/32-IN) 90° WINGED BIT FOR USE WITH UP TO 5/8-IN DRYWALL

BITS



8mm Milling Cutter


Use the 5/16-in (8mm) milling cutter bit to cut and recess vertical plane details.

**FOR USE IN WOOD ONLY,
NO COUNTERSINK**

- 5/16-in (8mm) straight shank bit
- Carbide end mill milling cutter
- For wood only
- No countersink

Item No. 01146175

8MM STRAIGHT SHANK 4 FLUTES END MILL MILLING CUTTER



13mm Copier Bit

Use the copier bit to mill drywall up to 33/64-in (13mm) in depth. Creates a sharp beveled edge recess for precise butt joint alignment and finishing. For use with 1/2-in drywall.

- 5/16-in (8mm) shank
- 6mm 2 flute carbide copier bit
- 33/64-in (13mm) cutting depth
- Countersink shoulder
- For 1/2-in drywall

Item No. 08346168

13MM (33/64-IN) MATERIAL DEPTH CAPACITY COUNTERSINK COPIER AND SLITTER CUTTER BIT. 6MM (15/64-IN) 2 FLUTE CARBIDE MILL



BITS (Continued)



5/8-in DEPTH



16mm But Joint Bit

Use the copier bit to mill drywall up to 5/8-in (16mm) in depth. Creates a sharp beveled edge recess for precise butt joint alignment and finishing.

- 5/16-in (8mm) shank
- 15/64-in (6mm) 2 flute carbide copier bit
- 16mm (5/16-in) cutting depth
- Countersink shoulder for 5/8-in drywall

Item No. WPCM00000002

16MM (5/8-IN) MATERIAL DEPTH CAPACITY COUNTERSINK COPIER AND SLITTER CUTTER BIT.
6MM (15/64-IN) 2 FLUTE CARBIDE MILL



1-in DEPTH



26mm Copier Bit

Use the copier bit to mill drywall up to 1-in (26mm) in depth. Creates a sharp-beveled edge recess for precise butt joint alignment and finishing.

- 5/16-in (8mm) shank
- 15/64-in (6mm) 2 flute carbide copier bit
- 1-in (26mm) cutting depth
- Countersink shoulder

Item No. 08346170

26MM (1-IN) MATERIAL DEPTH CAPACITY COUNTERSINK COPIER AND SLITTER CUTTER BIT.
6MM (15/64-IN) 2 FLUTE CARBIDE MILL



1-in DEPTH



26mm Copier Bit

Use the copier bit to mill drywall up to 1-in (26mm) in depth. Creates a sharp clean cut without a bevel.

- 15/64-in (6mm) shank
- 15/64-in (6mm) 2-flute straight shank carbide copier bit
- 1-in (26mm) cutting depth
- No countersink shoulder

Item No. 08320358

26MM (1-IN) MATERIAL DEPTH CAPACITY COPIER AND SLITTER CUTTER BIT.
6MM (15/64-IN) 2 FLUTE CARBIDE MILL



16mm



16mm Fluting Bit

Use the 5/8-in (16mm) round-nose fluting bit to mill decorative detail into drywall panels.

- 5/16-in (8mm) shank
- 5/8-in (16mm) round-nose carbide fluting bit

Item No. 01146178

16MM (5/8-IN) ROUND NOSE COREBOX FLUTING ROUTER BIT



20mm



20mm Fluting Bit

Use the 25/32-in (20mm) round-nose fluting bit to mill decorative detail into drywall panels.

- 5/16-in (8mm) shank
- 25/32-in (20mm) round-nose carbide fluting bit

Item No 01146176

20MM (25/32-IN) ROUND NOSE COREBOX FLUTING ROUTER BIT



24mm



24mm Fluting Bit

Use the 15/16-in (24mm) round-nose fluting bit to mill decorative detail into drywall panels.

- 5/16-in (8mm) shank
- 15/16-in (24mm) round-nose carbide fluting bit

Item No 01146173

24MM (15/16-IN) ROUND NOSE COREBOX FLUTING ROUTER BIT



SPECIALTY BITS



130°

130° Milling Bit

Use the 130° milling bit to fabricate knife edge drywall profiles.

FOR USE WITH 1,800 WATT MILLING UNIT ONLY, 1/2-IN SHANK

- 12.7mm (11/16-in) shank
- 130° degree carbide milling bit

Item No. 01150166

V-GROOVE 130° KNIFE EDGE BIT FOR USE WITH UP TO 5/8-IN DRYWALL



135°

135° Milling Bit

Use the 135° milling bit to fabricate knife edge drywall profiles.

FOR USE WITH 1,800 WATT MILLING UNIT ONLY, 1/2-IN SHANK

- 111/16-in (12.7mm) shank
- 135° degree carbide milling bit

Item No. WSVG00000006

V-GROOVE 135° KNIFE EDGE BIT FOR USE WITH UP TO 5/8-IN DRYWALL



120°

120° Milling Bit

Use the 120° milling bit to fabricate knife edge drywall profiles.

FOR USE WITH 1,800 WATT, 1/2-IN SHAFT MOTOR ONLY.

- 11/16-in (12.7mm) shank
- 120° degree carbide milling bit

Item No. WSVG000000012

V-GROOVE 120° KNIFE EDGE BIT FOR USE WITH 1/2-IN DRYWALL





TABLES

FT30 Panel Fabrication Table

PanelMax FT30 is a full-size portable machine that can be set up and operational in minutes. It's unique folding design allows it to be transported and moved around the job site or shop; designed to fit into the standard construction elevators. The unique design comes standard with casters on the center legs so it can be easily moved to its next location.

FT30 includes a standard 4 x 8-ft capacity folding table and traveler.

Table item number: 860010003001

Traveler item number: 860040021002

- Unfolds and sets up ready to work in minutes.
- Easy to transport around the job site.
- Requires minimal storage space.
- Fits easily into an elevator or panel truck.
- 4 x 12-ft capacity with optional table extension.
- Full panel fabrication capable
- Dust-free operation.
- 1 year 1,000 hour limited warranty.

Item No. FT30

PANELMAX FT30 PORTABLE PANEL FABRICATION MACHINE

- Cutting length: up to 98.43-in
- Cutting width: up to 59.05-in
- Cutting depth: up to 2.44-in
- Milling depth: up to 2-in
- Board thickness: up to 3-in
- Total weight: appr. 330-lbs
- Power requirements: 110V and 50/60Hz.
- Power consumption: 2.5 kW max.

TABLE DIMENSIONS

Folded

- Width: 25.59-in
- Depth: 76.77-in
- Height: 76-in

Unfolded

- Length: 118.11-in
- Width: 76.77-in
- Height: 31.50-in



PanelMax ST48 Panel Fabrication Table

PanelMax ST48 is designed to handle material up to 54-in x 12-ft with PanelMax ST48 is the industry leading shop fabrication machine capable of handling material up to 54-in x 12-ft with its table extension up to 14-ft. Tables can be connected together to process even longer material.

ST48 includes a standard 4 x 12-ft capacity table and digital controlled traveler.

Table item number: 860010003004

Traveler item number: 860040021002

- Standard table handles material up to 54-in x 12-ft.
- Handles up to 14-ft material with optional 55-in table extension.
- ST48 tables can be linked together for longer material.
- Full panel fabrication capable
- Dust-free operation.
- 1 year 1,000 hour limited warranty

Item No. ST48

PANELMAX ST48 STATIONARY PANEL FABRICATION MACHINE

- Cutting length: up to 162.50-in
- Cutting width: 56-in
- Cutting depth: up to 2.44-in
- Milling depth: up to 2-in
- Board thickness: up to 3-in
- Power requirements: 110v and 50/60 Hz.
- Power consumption: 2.5 kW max.

TABLE DIMENSIONS

- Length: 169.50-in
- Width: 76-in
- Height: 31.50-in





PORTABLE UNITS

PanelMax CM10 Portable Panel Fabrication Unit

PanelMax CM10 was designed specifically for on-site convenience, this compact and portable machine brings PanelMax precision to any job site.

CM10 includes a standard 10-ft capacity track, control unit and 1,000 watt milling unit.

- Standard 10-ft capacity
- Fast and easy set-up
- Portable-Case w/wheels standard
- Double laser alignment
- Milling & Sawing capability
- Dust-free operation.
- 1,000 watt milling unit comes standard with a 90 degree bit
- 1 year or 1,000hr warranty



- Cutting length: up to 10.8-ft with an extension rail
- Cutting width: up to 10.8-ft
- Feed: max. 26.3-ft/min, (that can be controlled)
- Cutting depth (saw): up to 1.3-in (optional)
- Equipment options: Saw unit, track extensions
- Power requirements: 120V, 50 Hz
- Power consumption: max. 1.3 kW max.
- Weight: 100 Lbs.



Item No. CM10

PANELMAX CM10 PORTABLE SELF-DRIVING PANEL FABRICATION MACHINE

TABLE EXTENSION



Item No. 860010003003

GEN 3 TABLE EXTENSION KIT FOR PANELMAX ST48 OR FT30 FOLDING MACHINE

Table Extension

Add the table extension kit to either the PanelMax ST48 or FT30 to extend the standard table an additional 60-in to 17-ft.

NOT COMPATIBLE WITH OTHER GEN TABLES

- Sturdy steel construction
- 4 support legs
- Locks into ST48 or FT30 frame
- Width: 69-in
- Length: 60-in
- 4-leg construction





KIT CONFIGURATIONS

CM10 Portable Panel Fabrication Kit



Item No. **CM10START**
STARTER KIT — PANELMAX CM10 STANDARD CONFIGURATION

PanelMax Folding FT30 Standard Configuration



Item No. **FT30PROKIT**
PROFESSIONAL KIT — PANELMAX FT30 STANDARD CONFIGURATION

- PanelMax CM10 with hard case
- Professional vacuum
- 500 watt glue gun with 19-foot extension
- Three boxes of hot glue (25-lbs box)
- Three cans of drywall primer
- 1000 watt milling unit with 90° bit

OPTIONAL TABLE EXTENSIONS

- 4-ft x 8-ft
- 4-ft x 10-ft
- 4-ft x 12-ft

KIT CONFIGURATIONS (Continued)

PanelMax Folding ST48 Standard Configuration

- PanelMax ST48 table
- 140 CFM vacuum with pulsac technology (auto clean)
- 500 watt glue gun with 15-foot extension
- Two 1050 wall milling units
- Universal saw unit for diagonal and longitudinal cuts

OPTIONAL TABLE EXTENSIONS

- 4-ft x 8-ft
- 4-ft x 10-ft
- 4-ft x 12-ft
- 4-ft x 14-ft



Items No. ST48PROKIT
PROFESSIONAL KIT — PANELMAX ST48 STANDARD CONFIGURATION

COMPLEX SHAPES IN DRYWALL ARE MADE EASY WITH PANELMAX

WALL CONSTRUCTION

Save up to 20 – 70% compared to traditional finishing methods

- Flexible connection of noise insulation
- Wall connections
- Expansion joints
- Curves
- Round and segmental arches
- Timber installation
- Fanlight walls
- Sliding door linings
- Room corners (also in round form)
- Alcoves and recesses
- Wall openings & passages
- Lamellar cut-outs (e.g. lowered base)



STENCIL CUT-OUTS

Save up to 45-60% compared to traditional finishing methods

- Canted columns plus basement
- Pilaster and fluting, lamellar cut-outs (up to 3 x 12.5 mm resp. 40 mm in total)





COMPLEX SHAPES IN DRYWALL ARE MADE EASY WITH PANELMAX

DUCT LININGS

Save up to 70 – 80% compared to traditional finishing methods

- Duct linings
- Ventilation duct – rectangular or round
- Storage areas and shelves



CEILING CONSTRUCTION

Save up to 35 – 70% compared to traditional finishing methods

- Expansion joints
- Ceiling connection
- Perforated ceilings, cutting of perforated boards, ceiling blinds and grading
- Indirect lighting
- Canvas ceilings
- Light bars – mock coverings
- Inspection flap



COLUMNS AND LAMELLAR CUT-OUTS

Save up to 55 – 70% compared to traditional finishing methods

- Canted columns plus basement
- Pilaster and fluting, lamellar cut-outs (up to 3 x 12.5mm resp. 40mm in total)



90 DEGREE CORNERS

Save up to 55 – 70% compared to traditional finishing methods

The PanelMax, routing table produces clean 90-degree and off angle corners that require no additional finishing. The PanelMax system also includes metal bead inserts if additional corner strength is needed.



PREFABRICATED PARTS

Save production cost by mass producing duplicate parts off site

Projects that require a lot of manual cutting or that have complex curves have always been cumbersome and time-consuming for builders. With PanelMax complex parts can be easily duplicated and shipped to the construction site as needed. Parts can be shipped assembled or shipped flat and assembled on site.



PANELMAX REVOLUTIONIZES THE WAY DRYWALL CAN BE USED

PanelMax revolutionizes the way drywall can be used — PanelMax machines a perfect corner, through gypsum, wood, plastic or even cement board. The precision-engineered groove allows you to fabricate the material into an assembly that will be rigid and precisely aligned. PanelMax milled corners, especially drywall, are clean and precise minimizing the need for additional edge finishing, saving time, labor and material costs. PanelMax is the perfect tool for architecturally demanding projects, or for large endeavors that require multiple, complex installations. This new advanced panel fabrication makes designs and innovations possible using drywall that may never have attempted considered before.

PanelMax advanced technology increases efficiency and production speed.

WHAT'S IN CORNER COST?

PanelMax Corner	8-ft Length
Glue	\$0.51
Primer	\$0.38
Fabrication; machining 45 sec, priming 45 sec, gluing 30 sec. Total 120 sec labor	\$1.93
PanelMax metal reinforced corner	8-ft Length
Glue	\$0.51
Primer	\$0.38
Galvanized steel corner spline 8-ft length	\$2.20
Fabrication; machining 45 sec, priming 45 sec, gluing 30 sec., Total 120 sec labor	\$1.04
<div> <div> TOTAL PANELMAX CORNER FABRICATION COST INCLUDING LABOR \$1.93 PER 8-FT PIECE \$0.23 PER FT. </div> <div> TOTAL PANELMAX METAL REINFORCED CORNER FABRICATION COST INCLUDING LABOR \$4.13 PER 8' PIECE \$0.55 PER FT. </div> </div>	

Labor calculated at an average \$25.00 per hour rate. Ready for paint, no joint compound or sanding needed.

Traditional Corner Bead	8-ft Length
Typical metal bead avg. \$0.15 per ft.	\$1.20
10-15 minutes to install, coat, second coat, finish coat and sand ready to paint. Fully burdened labor rate \$25 per hour, avg. \$.63 per Ft.	\$5.00
Avg. 1/2 gallon of joint compound per bead est. cost \$0.14 per Ft.	\$1.10
Other corner cost reductions: <ul style="list-style-type: none"> ▶ Waste and damage 10% – 15% ▶ Staples, adhesives, specialized tools ▶ Call backs 	
AVG. METAL CORNER \$7.30 PER PIECE \$0.91 PER FT.	AVG. PLASTIC CORNER \$8.10 PER PIECE \$1.01 PER FT.

Labor calculated at an average \$25.00 per hour rate, three coats of joint compound sanded, ready for paint.

QUICK CHANGE FLEXIBILITY

PanelMax quick-change router and saw heads make set-up and change out easy. Simply unlock the router, slide it out and replace it with another router with a different bit.

- Quick change attachment
- Laser guide



MOBILITY

PanelMax FT30 can be set up and operational in minutes. It's unique folding design allows PanelMax to be folded and transported from one floor to the next using standard construction elevators. FT30 also has casters on the center legs so it can be easily moved to its next job location.

- Unfolds and sets up ready to work in minutes
- Easy to transport around the job site
- Requires minimal storage space



PANELMAX REVOLUTIONIZES THE WAY DRYWALL CAN BE USED

MASS PRODUCTION

The PanelMax saw unit is capable of performing lamellar cuts 62mm deep. The saw unit can also easily be repositioned to perform horizontal or longitudinal and angle cuts. A multi-blade attachment allows the saw unit to precision kerf cut drywall for columns, arches and other radius applications.

- Patented saw module
- 62mm cutting depth
- Unique swivel feature for X and y axis adjustment
- Convenient laser guide
- Cuts on angle



DUPLICATION

With its duplication arm PanelMax can precisely match complex and repetitive shapes. Shapes like castle cuts that traditionally require quite a bit of labor can now be duplicated exactly with relatively little effort.

- Duplicates inside and outside contours
- Duplicates templates up to 1300mm W, 750mm L
- Precisely duplicates template
- Ideal for mass producing similar cuts such as castle cuts



PREFABRICATED DRYWALL ASSEMBLIES READY TO INSTALL

Prefabricated drywall assemblies ready to install — You don't have to own a machine to take advantage of the PanelMax technology. Now you can order pre-made and custom parts from approved PanelMax parts fabricators.

- **Save time, install one piece one time**
- **Reduce costly trim and finishing**
- **Improve quality, perfect corners inside and out**
- **Perfect columns without the hassle and lead time**



Mill



Prime



Glue

DESIGN FLEXIBILITY

Complicated drywall assemblies and details that were previously too costly to consider are now possible with PanelMax. In fact, PanelMax technology is a paradigm shift in the way drywall is used.



PREFABRICATED DRYWALL ASSEMBLIES READY TO INSTALL

REDUCED FINISHING COSTS

Decorative details that used to require a lot finishing time and materials can now be created with PanelMax requiring considerably less material and time. Details that were previously too costly to consider are not possible.



PRECISION ASSEMBLIES

With PanelMax precision assemblies can be custom built and shipped to your job site when it is needed. Assemblies can be shipped per-assembled or shipped flat and assembled on the job site.



REDUCE INSTALLATION TIME

Install 10-ft. sections of complex drywall detail in minutes with very little finishing.



CREATE PERFECT CORNERS


With PanelMax you can create perfect corners every time that requiring considerably less finishing time and materials.

Create perfect corners every time, no bead, no finishing, no hassles.



PREFABRICATED DRYWALL ASSEMBLIES READY TO INSTALL





PANELMax

PANELMax®

GRABBER CONSTRUCTION PRODUCTS INC.

5255 W 11000 N, STE 100

800-477-8876

www.grabberman.com



© Copyright Grabber Construction Products Inc., 2018
All rights reserved