

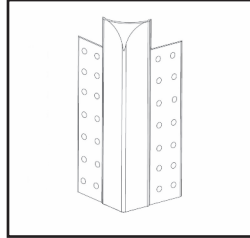


## 1/2" Radius Transition Cap

### Model 590 Overlap Transition Cap

1/2" Radius

Designed to adapt a 1/2" radius bullnose outside corner to any square baseboard. A great labor saver.



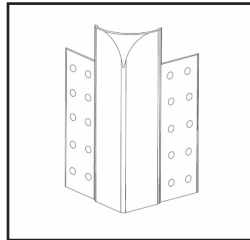
Prod#	Stock#	Pcs/Ctn	Unit	Wt/Ctn
43590	590	50	CTN	1

## 3/4" Radius Bullnose Transition Caps

### Model 690

#### 3/4" Overlap Transition Cap Bullnose to 90°

- Designed specifically to install over metal or plastic corner bead
- Installs in seconds
- Finished product is a seamless transition from bullnose to 90°
- Works with standard 2-1/2" baseboard

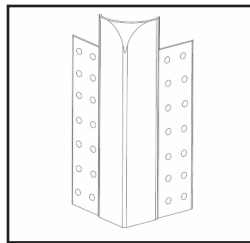


Prod#	Stock#	Pcs/Ctn	Unit	Wt/Ctn
43595	690	50	CTN	1

### Model 790

#### 3/4" Overlap Transition Cap Bullnose to 90°

- Designed specifically to install over metal or plastic corner bead
- Installs in seconds
- Finished product is a seamless transition from bullnose to 90°
- For baseboards widths up to 4-1/2"



Prod#	Stock#	Pcs/Ctn	Unit	Wt/Ctn
43600	790	50	CTN	2