



Cornerbeads & Trims

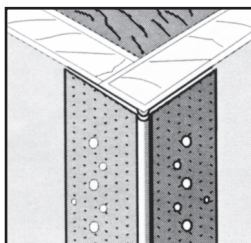


Cornerbeads

1 1/4" x 1 1/4"

Cornerbead

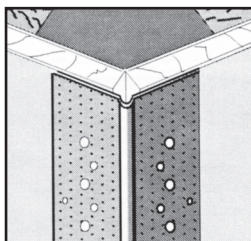
This all-metal drywall cornerbead provides lasting protection to exposed edges of wallboard and smooth, straight corners. It can be either nailed or clinched onto framing through wallboard panels.



Prod#	Lgth	Pcs/Ctn	Ft/Ctn	Ctns/Pallet	Unit	Wt/Ctn
42030	7 ft	86	602	40	MF	63
42040	8 ft	75	600	40	MF	63
42050	9 ft	67	603	40	MF	63
42060	10 ft	60	600	40	MF	63
42070	12 ft	50	600	40	MF	63

Open Angle 135 Degree Cornerbead

135 Degree Cornerbead provides a straight smooth finish for open angles greater than 120 degrees.

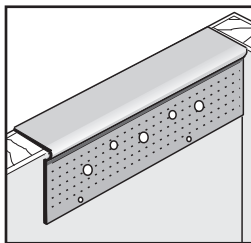
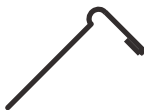


Prod#	Lgth	Pcs/Ctn	Ft/Ctn	Ctns/Pallet	Unit	Wt/Ctn
42080	8 ft	75	600	40	MF	63
42085	9 ft	67	603	40	MF	63
42090	10 ft	60	600	40	MF	63

L Metal

L Metal

L Metal trim is used as a finishing edge for wallboard stops around door and window openings. Installation is made easier because the back flange is eliminated.

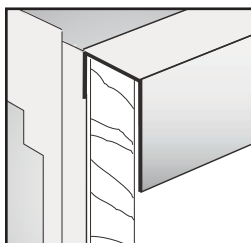
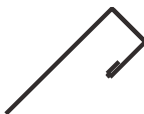


Prod#	Lgth	Wth	Pcs/Ctn	Ft/Ctn	Ctns/Pallet	Unit	Wt/Ctn
42110	8 ft	1/2"	75	600	40	MF	51
42130	10 ft	1/2"	60	600	40	MF	51
42150	8 ft	5/8"	75	600	40	MF	51
42170	10 ft	5/8"	60	600	40	MF	51
42171	8 ft	3/4"	75	600	40	MF	57
42172	10 ft	3/4"	60	600	40	MF	57
42173	8 ft	1"	75	600	40	MF	57
42174	10 ft	1"	60	600	40	MF	57

J Metal

J Metal

Provides a finished edge at door and window openings, and can be used where wallboard intersects or abuts dissimilar surfaces.



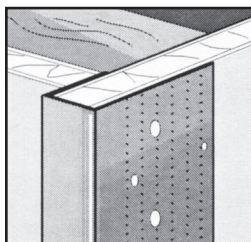
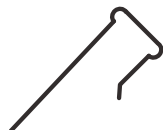
Prod#	Lgth	Wth	Pcs/Ctn	Ft/Ctn	Ctns/Pallet	Unit	Wt/Ctn
42091	8 ft	1/2"	50	400	40	MF	39
42092	10 ft	1/2"	40	400	40	MF	39
42093	8 ft	5/8"	50	400	40	MF	41
42094	10 ft	5/8"	40	400	40	MF	41



U Metal

U Metal

Provides a finished edge at door and window openings, and can be used where wallboard intersects or abuts dissimilar surfaces.



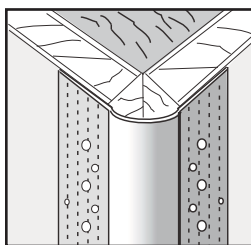
Prod#	Lgth	Wth	Pcs/Ctn	Ft/Ctn	Ctns/Pallet	Unit	Wt/Ctn
42095	8 ft	1/2"	50	400	40	MF	39
42096	10 ft	1/2"	40	400	40	MF	39
42097	8 ft	5/8"	50	400	40	MF	41
42098	10 ft	5/8"	40	400	40	MF	41

3/4" Radius Bullnose

Standard Bullnose

3/4" Radius

Bullnose cornerbead is used to create smooth, rounded corners. The knurle surface and distinctive hole pattern produce superior joint compound adhesion. 7/8" nailing flange.

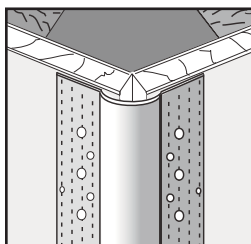


Prod#	Lgth	Pcs/Ctn	Ft/Ctn	Ctns/Pallet	Unit	Wt/Ctn
42180	8 ft	50	400	40	MF	62
42190	9 ft	45	405	40	MF	62
42200	10 ft	40	400	40	MF	62
42202	12 ft	34	408	40	MF	62

Open Angle 135 Degree Bullnose

3/4" Radius

135 Degree Bullnose provides a straight smooth finish for open angles greater than 120 degrees.



Prod#	Lgth	Pcs/Ctn	Ft/Ctn	Ctns/Pallet	Unit	Wt/Ctn
42210	8 ft	50	400	40	MF	62
42215	9 ft	45	405	40	MF	62
42220	10 ft	40	400	40	MF	62

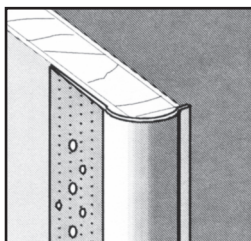


3/4" Radius Bullnose, Door & Window Trim

Kerf Bullnose

3/4" Radius

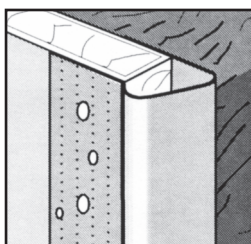
Kerf Bullnose provides a finished edge around door and window openings. Installation is made easier because the back flange is eliminated.



Prod#	Lgth	Pcs/Ctn	Ft/Ctn	Ctns/Pallet	Unit	Wt/Ctn
42230	7 ft	58	406	40	MF	51
42240	8 ft	50	400	40	MF	51
42250	9 ft	45	405	40	MF	51
42260	10 ft	40	400	40	MF	51

Bullnose Door and Window Trim

Use this Bullnose Door and Window Trim for application with 1/2" and 5/8" wallboard.

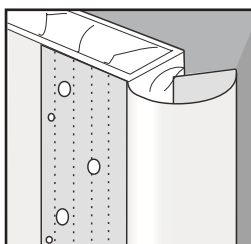


Prod#	Lgth	Wth	Pcs/Ctn	Ft/Ctn	Ctns/Pkt	Unit	Wt/Ctn
42280	8 ft	1/2"	25	200	40	MF	32
42285	10 ft	1/2"	20	200	40	MF	32
42300	8 ft	5/8"	25	200	40	MF	32
42305	10 ft	5/8"	20	200	40	MF	32

Bullnose "J" Round

3/4" Radius

Use Bullnose "J" Round to create rounded corners for door and window openings. Perfect for use with non-kerfed door jambs.



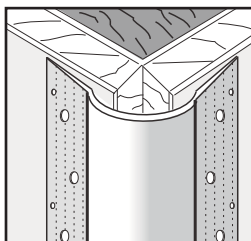
Prod#	Lgth	Pcs/Ctn	Ft/Ctn	Ctns/Pallet	Unit	Wt/Ctn
42307	8 ft	25	200	40	MF	24
42309	10 ft	20	200	40	MF	24

1 1/2" Radius Bullnose

Bullnose

1 1/2" Radius

Bullnose cornerbead is used to create smooth, rounded corners. The knurled surface and distinctive hole pattern produce superior joint compound adhesion.



Prod#	Lgth	Pcs/Ctn	Ft/Ctn	Ctns/Pallet	Unit	Wt/Ctn
42500	8 ft	25	200	40	MF	45
42520	9 ft	23	207	40	MF	45
42530	10 ft	20	200	40	MF	45

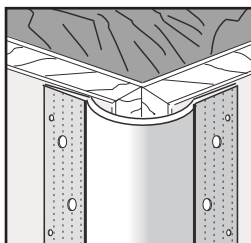


1 1/2" Radius Bullnose (continued)

Bullnose Open Angle 135 Degree

1 1/2" Radius

135 Degree Bullnose provides a straight smooth finish for open angles greater than 120 degrees.

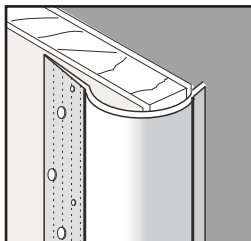


Prod#	Lgth	Pcs/Ctn	Ft/Ctn	Ctns/Pallet	Unit	Wt/Ctn
42560	8 ft	25	200	40	MF	44
42570	10 ft	20	200	40	MF	44

Bullnose Kerf

1 1/2" Radius

Kerf Bullnose provides a finished edge around door and window openings. Installation is made easier because the back flange is eliminated.

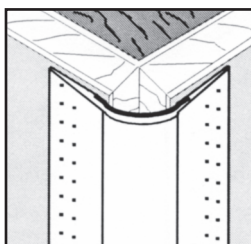
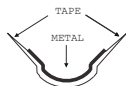


Prod#	Lgth	Pcs/Ctn	Ft/Ctn	Ctns/Pallet	Unit	Wt/Ctn
42580	8 ft	25	200	40	MF	40
42590	10 ft	20	200	40	MF	40

Bullnose Paper Face Tape-On

BULLDOG SF40 Bullnose Tape-On 3/4" Radius

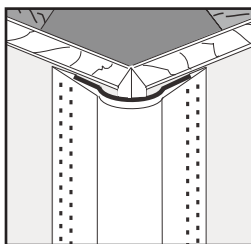
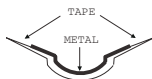
- Standard Steel Thickness
- Scuff Resistant Paper
- Excellent Adhesion



Prod#	Lgth	Pcs/Ctn	Ft/Ctn	Ctns/Pallet	Unit	Wt/Ctn
43040	8 ft	50	400	60	MF	44
43045	9 ft	50	450	60	MF	46
43050	10 ft	50	500	60	MF	48

BULLDOG OPEN ANGLE Bullnose Tape-On 3/4" Radius

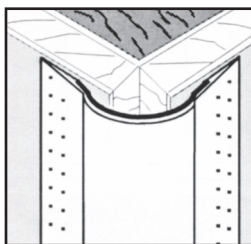
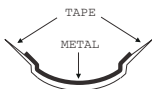
- Standard Steel Thickness
- Scuff Resistant Paper
- Excellent Adhesion



Prod#	Lgth	Pcs/Ctn	Ft/Ctn	Ctns/Pallet	Unit	Wt/Ctn
43155	8 ft	50	400	60	MF	36
43160	9 ft	50	450	60	MF	40
43165	10 ft	50	500	60	MF	45

BULLDOG Bullnose Tape-On 1-1/2" Radius

- Standard Steel Thickness
- Scuff Resistant Paper
- Excellent Adhesion



Prod#	Lgth	Pcs/Ctn	Ft/Ctn	Ctns/Pallet	Unit	Wt/Ctn
42930	8 ft	25	200	60	MF	33
42935	9 ft	25	225	60	MF	38
42940	10 ft	25	250	60	MF	42

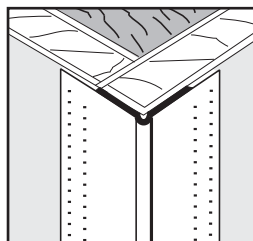
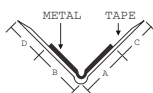


Clinch-On™

Cornerbead Paper Face Tape-On

BULLDOG Cornerbead Tape-On

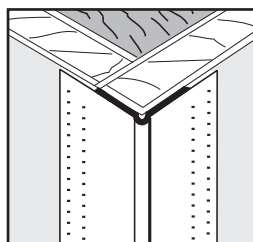
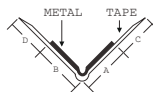
- Extra Wide 7/8" Flange
- Scuff Resistant Paper
- Excellent Adhesion



Prod#	Lgth	Pcs/Ctn	Ft/Ctn	Ctns/Pallet	Unit	Wt/Ctn
43060	8 ft	50	400	60	MF	43
43065	9 ft	50	450	60	MF	49
43070	10 ft	50	500	60	MF	53

BULLDOG JUMBO Cornerbead Tape-On

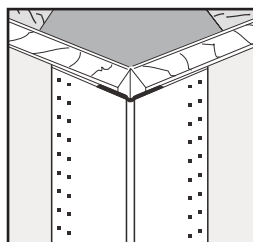
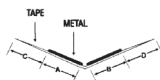
- Super Wide 1" Flange
- Scuff Resistant Paper
- Excellent Adhesion



Prod#	Lgth	Pcs/Ctn	Ft/Ctn	Ctns/Pallet	Unit	Wt/Ctn
43085	8 ft	50	400	60	MF	42
43090	9 ft	50	450	60	MF	49
43095	10 ft	50	500	60	MF	54

BULLDOG OPEN ANGLE Cornerbead Tape-On

- Open Angle Splay
- Scuff Resistant Paper
- Excellent Adhesion

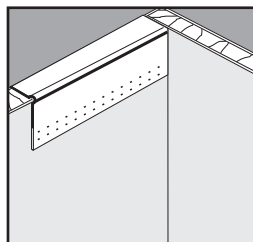


Prod#	Lgth	Pcs/Ctn	Ft/Ctn	Ctns/Pallet	Unit	Wt/Ctn
43105	8 ft	50	400	60	MF	31
43110	9 ft	50	450	60	MF	35
43115	10 ft	50	500	60	MF	39

L Metal (Beaded) Tape-On

BULLDOG L METAL Bead Tape-On

- Scuff Resistant Paper
- Excellent Adhesion

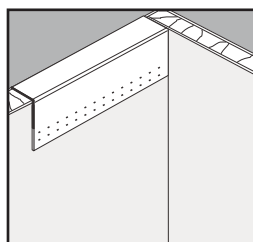


Prod#	Lgth	Width	Pcs/Ctn	Ft/Ctn	Ctns/Pallet	Unit	Wt/Ctn
43170	8 ft	1/2"	50	400	60	MF	33
43172	10 ft	1/2"	50	500	60	MF	41
43174	8 ft	5/8"	50	400	60	MF	33
43176	10 ft	5/8"	50	500	60	MF	41

L Metal (No Bead) Tape-On

BULLDOG L METAL No Bead Tape-On

- Scuff Resistant Paper
- Excellent Adhesion



Prod#	Lgth	Width	Pcs/Ctn	Ft/Ctn	Ctns/Pallet	Unit	Wt/Ctn
43125	8 ft	1/2"	50	400	60	MF	33
43135	10 ft	1/2"	50	500	60	MF	41
43140	8 ft	5/8"	50	400	60	MF	33
43150	10 ft	5/8"	50	500	60	MF	41




Clinch-On™

Cornerbead Paper Face Nail On

BULLDOG **Cornerbead Nail On**

- 1-1/4" X 1-1/4" Flange
- Scuff Resistant Paper



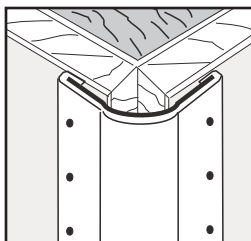
Prod#	Lgth	Pcs/Ctn	Ft/Ctn	Ctns/Pallet	Unit	Wt/Ctn
43255	8 ft	50	400	60	MF	40
43260	9 ft	50	450	60	MF	45
43265	10 ft	50	500	60	MF	51

Bullnose Paper Face Nail On

BULLDOG WF **Wide Flange** **Bullnose Nail On**

3/4" Radius

- 7/8" Flange
- Standard Steel Thickness
- Scuff Resistant Paper

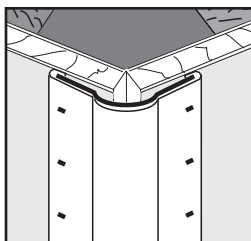


Prod#	Lgth	Pcs/Ctn	Ft/Ctn	Ctns/Pallet	Unit	Wt/Ctn
43230	8 ft	50	400	60	MF	65
43235	9 ft	50	450	60	MF	73
43240	10 ft	50	500	60	MF	82

BULLDOG **OPEN ANGLE** **Bullnose Nail On**

3/4" Radius

- 7/8" Flange
- Standard Steel Thickness
- Scuff Resistant Paper

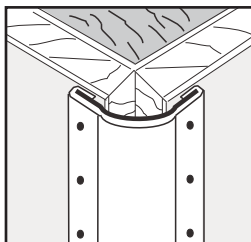


Prod#	Lgth	Pcs/Ctn	Ft/Ctn	Ctns/Pallet	Unit	Wt/Ctn
43270	8 ft	25	200	60	MF	33
43275	9 ft	25	225	60	MF	37
43280	10 ft	25	250	60	MF	41

BULLDOG **Bullnose Nail On**

1-1/2" Radius

- 7/8" Flange
- Lighter Gauge Steel Thickness
- Scuff Resistant Paper



Prod#	Lgth	Pcs/Ctn	Ft/Ctn	Ctns/Pallet	Unit	Wt/Ctn
43310	8 ft	25	200	60	MF	42
43314	9 ft	25	225	60	MF	48
43316	10 ft	25	250	60	MF	56



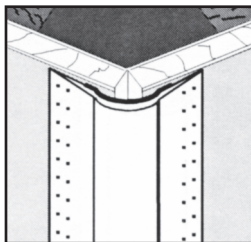
Clinch-On™

Bullnose Pup

BULLDOG PUP Bullnose Tape-On

3/4" Radius

- Lighter Gauge Steel
- Scuff Resistant Paper
- Excellent Adhesion

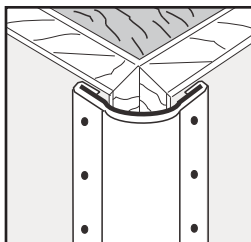


Prod#	Lgth	Pcs/Ctn	Ft/Ctn	Ctns/Pallet	Unit	Wt/Ctn
43010	8 ft	50	400	60	MF	43
43015	9 ft	50	450	60	MF	45
43020	10 ft	50	500	60	MF	50

BULLDOG PUP WIDE Bullnose Nail On

3/4" Radius

- Lighter Gauge Steel
- Scuff Resistant Paper
- Excellent Adhesion



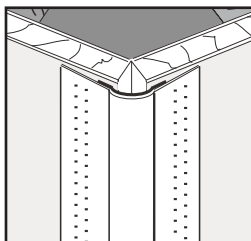
Prod#	Lgth	Pcs/Ctn	Ft/Ctn	Ctns/Pkt	Unit	Wt/Ctn
43284	7-1/2 ft	50	375	60	MF	50
43286	8 ft	50	400	60	MF	69
43288	9 ft	50	450	60	MF	52
43290	10 ft	50	500	60	MF	80

Bullnose 1/2" Radius

BULLDOG Bullnose Tape-On

1/2" Radius

- Standard Steel Thickness
- Scuff Resistant Paper
- Excellent Adhesion

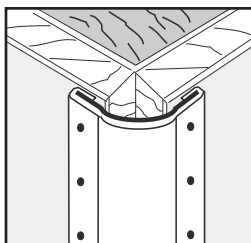


Prod#	Lgth	Pcs/Ctn	Ft/Ctn	Ctns/Pallet	Unit	Wt/Ctn
42900	8 ft	50	400	60	MF	32
42910	10 ft	50	500	60	MF	40

BULLDOG Bullnose Nail On

1/2" Radius

- Standard Steel Thickness
- Scuff Resistant Paper
- Excellent Adhesion




Prod#	Lgth	Pcs/Ctn	Ft/Ctn	Ctns/Pallet	Unit	Wt/Ctn
43300	8 ft	50	400	60	MF	50
43302	9 ft	50	450	60	MF	55



Plastic Trims

J-Bead


Nail on or slip over. Made of rigid vinyl, light in weight, easy to cut and handle. The plastic that is approved for interior construction, will never rust and can be painted.



Prod#	Lgth	Width	Pcs/Ctn	Ft/Ctn	Unit	Wt/Ctn
46220	8 ft	1/2"	50	400	MF	11
46230	8 ft	5/8"	50	400	MF	12
46225	10 ft	1/2"	50	500	MF	13
46235	10 ft	5/8"	50	500	MF	14

Peel-Off Bead


Eliminates joint cement from ceilings, forms a guide for the trowel and provides an attractive, clean finish. Tear away leg removes easily without disturbing the finish.



Prod#	Lgth	Width	Pcs/Ctn	Ft/Ctn	Unit	Wt/Ctn
46200	8 ft	1/2"	50	400	MF	13
46210	8 ft	5/8"	50	400	MF	14
46205	10 ft	1/2"	50	500	MF	16
46215	10 ft	5/8"	50	500	MF	17

L-Bead

Provides a clean, sharp edge at door, window, ceiling and other terminations. Many perforations and raised shoulder enhance compound adhesion and provide for a flush finish. Install using standard industry practice.

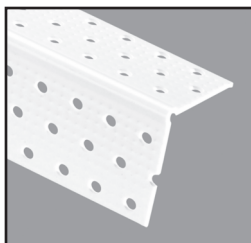


Prod#	Lgth	Width	Pcs/Ctn	Ft/Ctn	Unit	Wt/Ctn
46260	8 ft	1/2"	40	320	MF	9
46270	8 ft	5/8"	40	400	MF	10
46265	10 ft	1/2"	40	320	MF	11
46275	10 ft	5/8"	40	400	MF	12

Plastic Corner Beads

Corner Bead

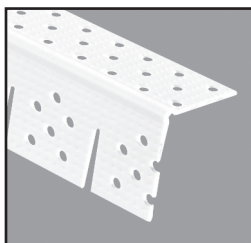
New lower profile uses less mud! Made of white rigid plastic, this Corner Bead will not rust or damage half as much as steel. Easy to install, just nail or staple to drywall.



Prod#	Lgth	Width	Pcs/Ctn	Ft/Ctn	Unit	Wt/Ctn
46050	8 ft	1 1/4"	50	400	MF	16
46052	9 ft	1 1/4"	50	450	MF	18
46055	10 ft	1 1/4"	50	500	MF	20

Archway Corner Bead

Ideal for finishing archways and other curved corners. The unique design will allow it to flex and conform to arches and circular patterns as small as 24" in circumference.



Prod#	Lgth	Width	Pcs/Ctn	Ft/Ctn	Unit	Wt/Ctn
46060	8 ft	1 1/4"	50	400	MF	15
46070	10 ft	1 1/4"	50	500	MF	19




Plastic 1/2" Radius Bullnose, Arch, Splayed

Bullnose

1/2" Radius

Mini Bullnose is great for accenting large and small details; from niches, layers and buildouts to outside corners, balconies and windows. Unique design does not require setback of drywall. Installs just like a square corner bead.

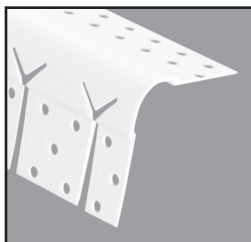


Prod #	Lgth	Pcs/Ctn	Ft/Ctn	Unit	Wt/Ctn
46148	8 ft	35	280'	MF	17
46150	10 ft	35	350'	MF	21

Bullnose Arch

1/2" Radius

The first and only archway bullnose that doesn't require filling notches on the exposed area of the bead. Unique coextruded design allows for details as small as a 15" inside or 24" outside radius. Revolutionary, labor saving, no notch design.




Prod #	Lgth	Pcs/Ctn	Ft/Ctn	Unit	Wt/Ctn
46143	8 ft	35	280'	MF	18
46146	10 ft	35	350'	MF	22

Plastic 3/4" Radius Bullnose

Bullnose Outside

3/4" Radius

Designed for the rounded look of the 90's! Bullnose Outside Corner Bead is made of rigid plastic to resist rust, kinks and dents.

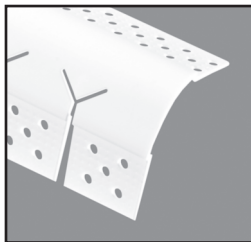


Prod #	Lgth	Pcs/Ctn	Ft/Ctn	Unit	Wt/Ctn
46010	8 ft	35	280	MF	16
46015	9 ft	35	315	MF	28
46020	10 ft	35	350	MF	20

Bullnose Archway

3/4" Radius

Notched on one side so it will flex and conform to archways and other curved patterns, Bullnose Archway Corner Bead adds a new dimension to interior design.



Prod #	Lgth	Pcs/Ctn	Ft/Ctn	Unit	Wt/Ctn
46030	8 ft	35	280	MF	18
46040	10 ft	35	350	MF	22




Plastic 3/4" Radius Bullnose (continued)

45 Degree Splayed Bullnose Outside

3/4" Radius

The bullnose to fit unusual corner angles, 45 Degree Splayed Bullnose eliminates taping and straightens lines.



Prod #	Lgth	Pcs/Ctn	Ft/Ctn	Unit	Wt/Ctn
46022	8 ft	35	280	MF	16
46025	10 ft	35	350	MF	20

Bullnose Kerfed

3/4" Radius

Creates a rounded casing for door and window openings. Similar to "J" Round corner except it has a short leg extending outward to insert under an adjacent surface.




Prod #	Lgth	Pcs/Ctn	Ft/Ctn	Unit	Wt/Ctn
46158	8 ft	35	280	MF	16
46160	10 ft	35	350	MF	20

Plastic 1 1/2" Radius Bullnose

Bullnose Outside

1 1/2" Radius

Designed for the rounded look of the 90's! Made of rigid plastic to resist rust, kinks and dents. Easy to cut and miter. Vinyl alkyd texture coating improves mud and paint adhesion.

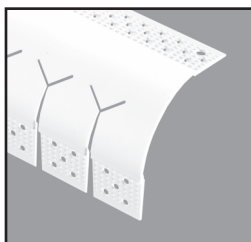


Prod #	Lgth	Pcs/Ctn	Ft/Ctn	Unit	Wt/Ctn
46080	8 ft	30	240	MF	21
46085	10 ft	30	300	MF	26

Bullnose Arch

1 1/2" Radius

Notched on one side to flex and conform to archways and other curved patterns. Adds a new dimension to interior design.



Prod #	Lgth	Pcs/Ctn	Ft/Ctn	Unit	Wt/Ctn
46130	8 ft	30	240	MF	20
46140	10 ft	30	300	MF	24

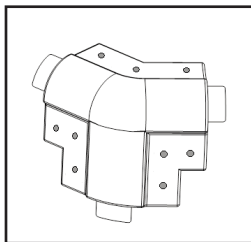


3/4" Radius Bullnose Plastic Corner Caps

Model 135

3/4" Radius Off-Angle 3-Way Corner Cap

- Ideal for use where three corners intersect at angles of greater than 90 degrees

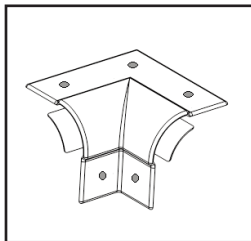


Prod#	Stock#	Pcs/Ctn	Unit	Wt/Ctn
43510	135	50	CTN	1

Model 285

3/4" Radius 2-Way Corner Cap

- Use this corner cap on windows, closets, doorways, skylights and anywhere two corners intersect at 90° angles

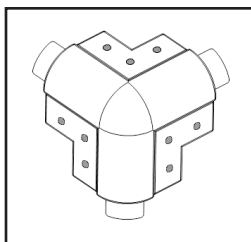


Prod#	Stock#	Pcs/Ctn	Unit	Wt/Ctn
43520	285	50	CTN	1

Model 385

3/4" Radius 3-Way Corner Cap

- Designed for use where three corners intersect at 90° angles
- Eliminates the need for time consuming mitering

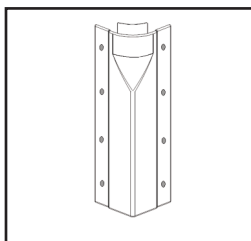


Prod#	Stock#	Pcs/Ctn	Unit	Wt/Ctn
43530	385	50	CTN	1

Model 8590

3/4" Radius Bullnose to 90° Transition Cap

- Eliminates gaps between bullnose and corner bead and baseboard of crown molding
- Installs quickly and easily
- Can be used with plastic or metal corner beads, and with baseboard or crown molding



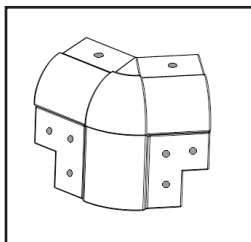
Prod#	Stock#	Pcs/Ctn	Unit	Wt/Ctn
43540	8590	50	CTN	2

3/4" Radius Bullnose Plastic Overlap Corner Caps

Model 134

3/4" Radius 3-Way Off-Angle Corner Cap

- A favorite of users of metal corner beads or tape on trims
- Designed for use wherever three corners intersect at angles of greater than 90°



Prod#	Stock#	Pcs/Ctn	Unit	Wt/Ctn
43550	134	50	CTN	1

*Made Exclusively for Metal and Paper-Faced Beads

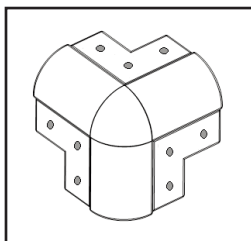


3/4" Radius Bullnose Plastic Overlap Corner Caps (continued)

Model 384

3/4" Radius 3-Way Overlap Corner Cap

- This corner cap works great with metal corner beads or tape on trims
- Use anywhere three corners intersect at 90° angles



Prod#	Stock#	Pcs/Ctn	Unit	Wt/Ctn
43560	384	50	CTN	1

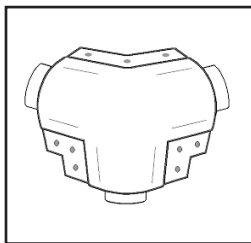
*Made Exclusively for Metal and Paper-Faced Beads

1-1/2" Radius Bullnose Plastic Corner Caps

Model 187

1-1/2" Radius Off-Angle 3-Way Corner Cap

- Ideal for use where three corners intersect at angles of greater than 90°

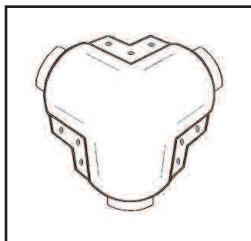


Prod#	Stock#	Pcs/Ctn	Unit	Wt/Ctn
43570	187	35	CTN	3

Model 387

1-1/2" Radius 3-Way Corner Cap

- Designed for use where three corners intersect at 90° angles
- Eliminates the need for time consuming mitering



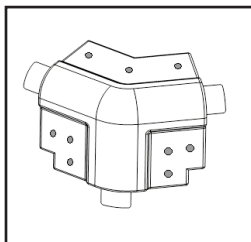
Prod#	Stock#	Pcs/Ctn	Unit	Wt/Ctn
43575	387	35	CTN	3

1/2" Radius Bullnose Plastic Corner Caps

Model 145

1/2" Radius Off-Angle 3-Way Corner Cap

- Ideal for use where three corners intersect at angles of greater than 90°

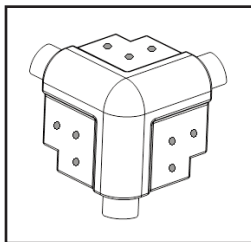


Prod#	Stock#	Pcs/Ctn	Unit	Wt/Ctn
43580	145	50	CTN	1

Model 345

1/2" Radius 3-Way Corner Cap

- Designed for use where three corners intersect at 90° angles
- Eliminates the need for time consuming mitering



Prod#	Stock#	Pcs/Ctn	Unit	Wt/Ctn
43585	345	50	CTN	1

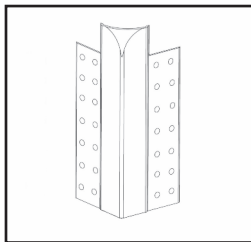


1/2" Radius Transition Cap

Model 590 Overlap Transition Cap

1/2" Radius

Designed to adapt a 1/2" radius bullnose outside corner to any square baseboard. A great labor saver.



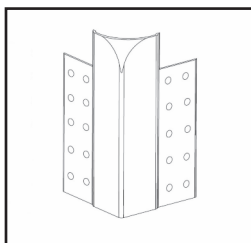
Prod#	Stock#	Pcs/Ctn	Unit	Wt/Ctn
43590	590	50	CTN	1

3/4" Radius Bullnose Transition Caps

Model 690

3/4" Overlap Transition Cap Bullnose to 90°

- Designed specifically to install over metal or plastic corner bead
- Installs in seconds
- Finished product is a seamless transition from bullnose to 90°
- Works with standard 2-1/2" baseboard

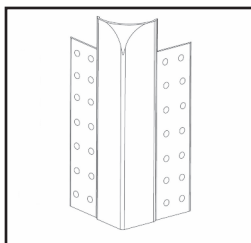


Prod#	Stock#	Pcs/Ctn	Unit	Wt/Ctn
43595	690	50	CTN	1

Model 790

3/4" Overlap Transition Cap Bullnose to 90°

- Designed specifically to install over metal or plastic corner bead
- Installs in seconds
- Finished product is a seamless transition from bullnose to 90°
- For baseboards widths up to 4-1/2"



Prod#	Stock#	Pcs/Ctn	Unit	Wt/Ctn
43600	790	50	CTN	2



Westpac Trim Application Tools

Roller Tools, Convertible Hopper and Hopper Accessories

Tape-On Corner Bead Roller Tool

Standard 90°

Makes it easy to apply tape-on corner bead quickly and with outstanding results. Nothing works better to prevent wrinkling and blistering.



Product #	Wt
44770	2

Convertible Hopper

Now there's no need to buy separate hoppers for corner beads and bullnose trim - this hopper does it all! Comes pre-assembled, ready-to-use. Makes all tape-on corner bead jobs go faster and easier!

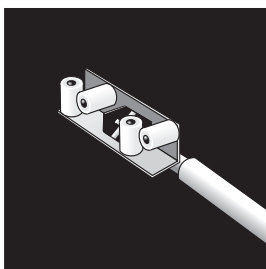


Product #	Wt
44702 - Outside	6
44703 - Inside	6

Tape-On Inside Roller Tool

Inside 90°

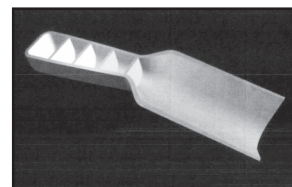
Specialized roller tool for applying tape-on inner corners. Easily and quickly aligns inside angle for superior results.



Product #	Wt
44775	2

Universal Trowel

Use this quality tool to easily finish 3/4" archway bullnose. Great for filling slots with mud while cleaning off excess compound.



Prod#	Stock#	Pcs/Ctn	Unit	Wt/Ctn
44705	Trowel	12	Ctn	12

Tape-On "Bullnose" Off Angle Roller Tool

This tool is indispensable for applying tape-on bullnose beads smoothly and securely. Saves time and effort and helps ensure a superior finish.



Product #	Wt
44780	2

Convertible Hopper Accessories

- 1-1/2" Radius Conversion Kit converts your hopper for use with 1-1/2" Radius bullnose in three quick and simple steps. Each kit includes a 1-1/2" Radius feeder insert and a complete set of plastic and rubber gates.
- Replacement Gate Sets include one 90 degree gate and one bullnose gate.

Product #	Description	Wt.
44706	1-1/2" Radius Conversion Kit	1
44708	Rubber Replacement Gates (Set of 2)	1
44709	Plastic Replacement Gates (Set of 2)	1

295 North Pekin Road | Woodland, Washington 98674

Phone: (360) 225-6888 | Toll-Free Phone: (877) 443-7683 | Main Fax: (800) 871-5007 | CS Fax: (877) 5-FAX-HDP

www.hamiltonnw.com