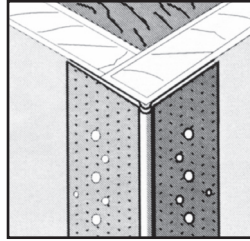
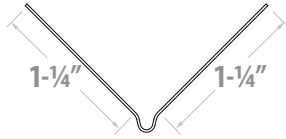




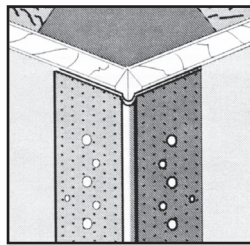
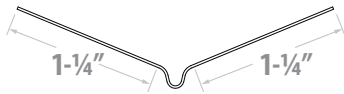
## Cornerbeads

**1-1/4" x 1-1/4"**  
**Cornerbead**



Prod#	Lgth	Pcs/Ctn	Ft/Ctn	Ctns/Pallet	Unit	Wt/Ctn
40005	7 ft	86	602	40	MF	60
40010	8 ft	75	600	40	MF	60
40015	9 ft	67	603	40	MF	60
40020	10 ft	60	600	40	MF	60
40025	12 ft	50	600	40	MF	60

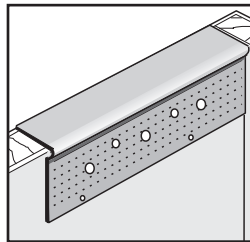
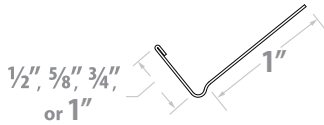
**Open Angle**  
**135 Degree Cornerbead**



Prod#	Lgth	Pcs/Ctn	Ft/Ctn	Ctns/Pallet	Unit	Wt/Ctn
40030	8 ft	75	600	40	MF	56
40035	9 ft	67	603	40	MF	56
40040	10 ft	60	600	40	MF	56

## L Metal

**L Metal**

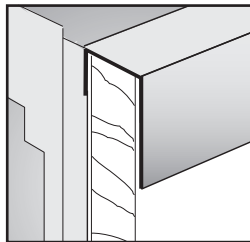
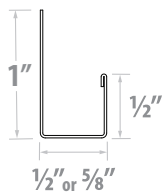


Available in 1/4" & 3/8"

Prod#	Lgth	Wth	Pcs/Ctn	Ft/Ctn	Ctns/Pallet	Unit	Wt/Ctn
40065	8 ft	1/2"	75	600	40	MF	38
40070	10 ft	1/2"	60	600	40	MF	38
40075	8 ft	5/8"	75	600	40	MF	38
40080	10 ft	5/8"	60	600	40	MF	38
40085	8 ft	3/4"	75	600	40	MF	51
40090	10 ft	3/4"	60	600	40	MF	51
40095	8 ft	1"	75	600	40	MF	54
40100	10 ft	1"	60	600	40	MF	54

## J Metal

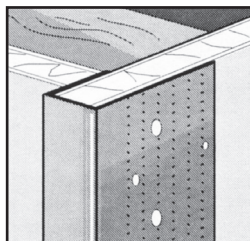
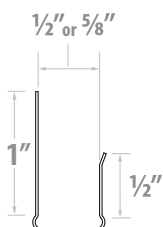
**J Metal**



Prod#	Lgth	Wth	Pcs/Ctn	Ft/Ctn	Ctns/Pallet	Unit	Wt/Ctn
40200	8 ft	1/2"	50	400	40	MF	36
40205	10 ft	1/2"	40	400	40	MF	36
40210	8 ft	5/8"	50	400	40	MF	36
40215	10 ft	5/8"	40	400	40	MF	36

## U Metal

**U Metal**



Prod#	Lgth	Wth	Pcs/Ctn	Ft/Ctn	Ctns/Pallet	Unit	Wt/Ctn
40220	8 ft	1/2"	50	400	40	MF	37
40225	10 ft	1/2"	40	400	40	MF	37
40230	8 ft	5/8"	50	400	40	MF	37
40235	10 ft	5/8"	40	400	40	MF	37