

Henry[®] 790-11 Hot Rubberized Asphalt

Submittal Packet



Table of Contents

Henry® 790-11 Hot Rubberized Asphalt

Technical Data Sheets

Membrane

Henry® 790-11 Hot Rubberized Asphalt.....	3
---	---

Primer Options

Henry® 930-18 Polymer Modified Adhesive.....	6
--	---

Henry® 910-01 Penetrating Asphalt Primer.....	8
---	---

Flashing Options

Pumadeq™ Flex 31MV.....	10
-------------------------	----

Neoflash Uncured Neoprene Flashing Sheet.....	13
---	----

Henry® 990-25 Elastomeric Flashing Sheet Unreinforced.....	14
--	----

Sealant Options

Henry® 925 BES Sealant.....	15
-----------------------------	----

Polybitume 570-05 Polymer Modified Sealing Compound.....	17
--	----

Safety Data Sheets

Henry® 790-11 Hot Rubberized Asphalt.....	19
---	----

Architectural Details

Henry® 790-11 Hot Rubberized Asphalt - All Details.....	27
---	----

Sample Warranty

Henry® 790-11 Hot Rubberized Asphalt 5 Year Material Warranty.....	69
--	----

Product Certification

Henry® 790-11 Hot Rubberized Asphalt Product Certification.....	71
---	----

LEED Declarations

Henry® 790-11 Hot Rubberized Asphalt LEED Information.....	72
--	----

Physical property	Typical value	Test method
Color	Black	-
Solids Content	100%	-
Application Temp	No limit	
Min. Service Temp	-49 °F (-45 °C)	
Heating Temp	356 °F to 392 °F (180 °C to 200 °C)	
Setting Time	Immediate on cooling	
Low Temperature Flexibility & Adhesion @ -13 °F (-25 °C)	Pass	
Flow – 1/8" Film, 75 deg. angle, 5 hours @ 140 °F (60 °C)	No Flow	
Penetration (cone)		ASTM D5329
- @77 °F (25 °C)	66	
- @122 °F (50 °C)	155	
Water Absorption	+0.10 g	
Flash Point (open cup)	555 °F (291 °C)	
Maximum VOC	0 g/L	
Water Vapor Permeance	0.016 perms (1.0ng/Pa.m ² .s)	ASTM E96
Chemical Resistance	Resist's water, calcium chloride, salt, mild acid and alkaline solutions	
Toughness	16.0 J	
Ratio of Toughness to Peak Load	0.050	
Crack Bridging Capability	Pass	
Heat Stability 5h @ 390 °F (198 °C)	Pass	
Viscosity @ 390 °F	No Loss of adhesion. Meets Flow, Penetration, Low Temp Flex	
Fire Rating	4S	
	Classified by Underwriters Laboratories Inc.® for use in Class A Ballasted Systems	
Recycled Content – per ISO 14021 and LEED definitions	11% Recycled Post-Consumer Content	
Specific Gravity	1.23 +/- 0.03	

Description

Henry 790-11 is a hot applied, rubberized asphalt formulated to provide a monolithic fully bonded roofing and waterproofing membrane. It is hot poured in a single or fabric reinforced application. **Henry 790-11** is composed of a specially selected blend of refined asphalts, synthetic rubber, and mineral stabilizers. It is modified with additives to promoted adhesion and improve low temperature flexibility.

Features and benefits

Complies with CAN/CGSB-37.50-M89.

- Seamless application provides monolithic waterproofing
- Bridges non-moving cracks up to 1/16" in width
- Full adhesion to deck restricts lateral water movement
- 100% solids provide immediate cure on cooling

Usage

Henry 790-11 is used as a waterproofing and roofing membrane on horizontal and vertical surfaces. Ideal for highway bridge decks, underground parking, ramps, podium decks, railway bridge decks, parking decks, plaza decks, tunnels, planters, reflective pools, and protected membrane roofing assemblies.

Henry 790-11 Hot Applied Rubberized Asphalt

Application

Refer to Henry Waterproofing and Protected Membrane Roofing Guide Specification for detailed application information.

Surface Prep: Acceptable substrates are cast-in-place and precast concrete, CMU, gypsum board and plywood. Joints, cracks, and expansion joints must be treated as per detailed Guide Specifications. Lightweight insulating concrete is not an acceptable substrate. Concrete toppings and cast-in-place concrete on vented metal pan decks require fabric-reinforced systems. Contact **Henry** for detailed specification.

Surfaces to be treated should be reasonably smooth. Concrete should have wood float or broom finish and be cured a minimum of 14 days. Steel float finishes are too smooth. Rough surfaces tend to promote air entrapment in the compound during application, which might result in pin holing through the waterproofing membrane. Such surfaces also require use of more material. Fabric reinforced systems overcome pin holing. Before application of hot rubberized asphalt, the substrate shall be clean and dry, free from surface water, ice, snow or frost, dust, dirt, oil, grease, curing compounds or any other foreign matter detrimental to the adhesion of the hot rubberized asphalt.

Application: Apply **Henry 930-18 Primer** at 200-300 ft²/gal or **Henry 910-01 Primer** at 200-300 ft²/gal according to local VOC regulations and project requirements, avoiding an excessive or over-spraying application. Thinning of primer not permitted by VOC regulations. Puddling of the primer is not permitted. The primer shall be dry before applying the hot rubberized asphalt. Gypsum board and plywood do not require a primer. Apply flashing material to all areas specified such as parapets, expansion joints, drains, etc. following published guide specifications.

Melt **Henry 790-11** in oil-jacketed kettle and bring to a temperature of 356 °F – 392 °F (180 °C – 200 °C). Pour melted material on surface to be covered and spread to an average thickness of 185 mils (4.5mm) and minimum thickness of 125 mils (3mm) using rubber squeegees. Fabric reinforced systems consist of two applications of **790-11** reinforced with **Polyester Fabric**. Apply first application at minimum thickness of 90 mils (2mm); embed fabric immediately, overlapping a maximum of ¼" (6mm) ensuring full contact. Apply second application at a minimum of 125 mils (3mm) thickness.

Protection: Both horizontal and vertical areas must be protected. **Henry modifiedPLUS G100s/s** is used on horizontal surfaces. Contact Henry Technical Support if asphalt pavement will be installed over **Henry 790-11**. Additional acceptable protection boards for non-asphalt paving applications include **Henry 990-31 Protection Board** or **Henry Drain Boards**.

Rate of Application:

Average 185 mils (4.5 mm), Minimum 125 mils (3 mm) per single layer.
215 mils (5mm) total with fabric reinforcement.

Coverage – approximately 0.73 lbs/ft² at .125"

Limitations

Must be protected by appropriate overlay. Not intended for use as a permanently exposed surface, although it will tolerate foot and incidental, light, rubber-wheeled traffic when set. Contact Henry when using in direct contact with coal-tar pitch derivatives or products containing coal-tar pitch. Do not heat above 419 °F (215 °C). Do not melt in direct fired, single-wall kettles.

NOTE: Contact with hot asphalt or applicator will cause burns. Avoid contact with all parts of body. Wear protective clothing at all times.

Use only with adequate ventilation.

Avoid breathing fumes. Asphalt fumes are an irritant and may contain traces of hydrogen sulfide.

Fumes may cause irritation to eyes, nose, throat, respiratory track, and skin.

If you experience eye watering, headaches, or dizziness leave area or increase fresh air or wear a respirator (**NIOSH/MSHA TC 23C** or equal)

Keep out of reach of children.

Clean Up

Use waterless hand cleaner on skin. Citrus based cleaners on metal and other construction surfaces.

Henry 790-11 Hot Applied Rubberized Asphalt

Product size/packaging

Henry 790-11 is packaged in standard 50 lb (23 kg) poly lined boxes. Poly is designed to dissolve in melter.

Storage

Store under dry, covered, ventilated conditions and out of direct sunlight with temperatures not to exceed 100 °F (38 °C).

Caution

Hot Asphalt after melting! Contact with hot asphalt or applicator will cause burns. Avoid contact with all parts of body. Wear protective clothing at all times.

Use only with adequate ventilation.

Avoid breathings fumes.

Asphalt fumes are an irritant and may contain traces of hydrogen sulfide.

Fumes may cause irritation to eyes, nose, throat, respiratory tract, and skin.

If you experience eye watering, headaches, or dizziness, leave area or increase fresh air or wear a respirator (NIOSH/MSHA TC 23C or equal).

For more information, visit www.henry.com or for technical assistance call us at 800-486-1278. For more information on the Henry® product warranty and liability disclaimer please visit www.henry.com/warranty. Refer to the Safety Data Sheet prior to using this product. The Safety Data Sheet is available at www.henry.com or by emailing Henry® Product Support at productsupport@henry.com or by calling 800-486-1278.

Henry is a registered trademark of Henry Company.
Covered by US patent 6,901,712; Canadian patent 2,413,550.

The technical and application information herein is based on the present state of our best scientific and practical knowledge. As the information herein is of a general nature, no assumption can be made as to a product's suitability for a particular use or application and no warranty as to its accuracy, reliability or completeness either expressed or implied is given other than those required by law. The user is responsible for checking the suitability of products for their intended use. Henry® Company data sheets are updated on a regular basis; it is the user's responsibility to obtain and to confirm the most recent version. Information contained in this data sheet may change without notice.



Physical Properties

Application Temperature May be applied at low temperatures	Flammability Wet - flammable, Dry - burns	Solids By Weight 30%
Color Green	Maximum VOC 450 g/l	Weight Per Gallon 7.60 - 8.0 lbs.
Drying Time @ 50% R.H. 68°F Initial Set - 1 hr., Set through - 4 hrs.	Service Temp -40°F to 176°F	

Description

HE93018 - POLYMER MODIFIED ADHESIVE is a solvent based, synthetic rubber adhesive designed for use with thermofused SBS modified bitumen membranes and hot applied rubberized asphalt membranes. NOT TO BE SOLD IN SOUTHERN CALIFORNIA.

Usage

Used as an adhesive for thermofusible sheet membranes and hot applied rubberized asphalt membranes when applied to concrete, masonry, wood and metal surfaces.

Features:

- Quick setting
- Polymer base provides adhesion of membranes
- Suitable for application at normal and low temperatures
- Easily applied by brush, roller or light duty spray equipment

Coverage

200-300 sq. ft./gal. depending on porosity and texture of surface

Surface Preparation

Surfaces must be sound, well secured, dry and free from frost, dust, dirt, grease, oil or other contaminants.

Application

Do not thin. Apply by brush, roller or spray - avoiding overspray. Allow adhesive to dry prior to applying membrane.

Precautions

Solvent in product attacks polystyrene insulation. Avoid use where solvent odors may taint food or other susceptible products. Use in well ventilated areas. When transporting this product, be sure the container is secured and the lid is tight. Do not allow container to tumble as this may loosen the lid and allow leakage to occur.

Cleanup

Equipment can be cleaned with biodegradable terpene solvent or mineral spirits. Use care in handling solvents. Clean hands with a waterless hand cleaner.

Caution

CAUTION! FLAMMABLE LIQUID AND VAPOR! VAPOR HARMFUL! HARMFUL OR FATAL IF SWALLOWED. DO NOT THIN. Contains toluene. Keep away from heat, sparks and flame. Do not smoke. Extinguish all flames and pilot lights; turn off all stoves, heaters, electric motors, and other sources of ignition during use and until all vapors are gone. Do not heat container or store at

temperatures greater than 120°F. CLOSE AIR INTAKES until solvents dissipate. Contains volatile solvents that might contaminate potable water. Close container after each use. DANGER! HARMFUL OR FATAL IF SWALLOWED! If swallowed, do not induce vomiting. CALL PHYSICIAN IMMEDIATELY! May be harmful if absorbed through skin. Use protective measures to avoid contact with eyes and skin. In case of eye contact, open eyelids wide and flush immediately with plenty of water for at least 15 minutes. GET MEDICAL ATTENTION. USE ONLY WITH ADEQUATE VENTILATION. Avoid breathing of vapor. If you experience eye watering, headaches or dizziness, leave area or increase fresh air or wear respirator (NIOSH/MSHA TC 23C or equal). Repeated and prolonged occupational exposure to solvents can result in permanent brain and nervous system damage. Dispose of container and unused contents in accordance with Local, State and Federal regulations.

KEEP OUT OF REACH OF CHILDREN!

FOR EXTERIOR USE ONLY.

KEEP FROM FREEZING!

WARNING: This product contains detectable amounts of chemicals known to the State of California to cause cancer, birth defects, or other reproductive harm.

EMPLOYERS should obtain a copy of the Material Data Safety Sheet (MSDS) from your supplier or directly from the toll free number or website below.

Product Sizes

4.5 G/17L w/SPOUT (47 lb)

Limited Warranty

We, the manufacturer, warrant only that this product is free of defects, since many factors which affect the results obtained from this product - such as weather, workmanship, equipment utilized and prior condition of the substrate - are all beyond our control. We will replace at no charge any product proved to be defective within 12 months of purchase, provided it has been applied in accordance with our written directions for uses we recommended as suitable for this product. Proof of purchase must be provided. DISCLAIMER OF WARRANTIES AND LIMITATION OF LIABILITY: THIS LIMITED WARRANTY IS IN LIEU OF ANY OTHER WARRANTIES EXPRESS OR IMPLIED INCLUDING BUT NOT LIMITED TO ANY IMPLIED WARRANTY OF MERCHANTABILITY OR FOR A PARTICULAR PURPOSE. MANUFACTURER SHALL HAVE NO LIABILITY OF ANY KIND BEYOND PRODUCT REPLACEMENT, INCLUDING FOR CONSEQUENTIAL OR INCIDENTAL DAMAGES RESULTING FROM ANY DEFECTS OR ANY DELAYS CAUSED BY REPLACEMENT OR OTHERWISE. THIS LIMITED WARRANTY PROVIDES THE PURCHASER'S EXCLUSIVE REMEDY FOR ANY DEFECT IN THE PRODUCT.

Physical Properties

Appearance Black Liquid	Flash Point >105°F	Viscosity <1000 cPs @ 77°F
Asphalt By Weight 60 - 65% (ASTM D-41, Type II)	Maximum VOC 350 g/l	Water Vapor Permeance <0.02
Color Black	Maximum VOS 2.9 lbs./ gal.	Weight Per Gallon 7.5 - 7.9 lbs.
Drying Time @ 50% R.H. 68°F (20°C) Touch 3 hrs. Set 24 hrs.	Solids By Weight 60 - 65%	

Approvals and Certifications

Meets ASTM D-41, Type II

Description

HE910 - ASPHALT PRIMER is a thin penetrating solution of selected asphalt base in a petroleum solvent. It readily penetrates the pores of the material to which it is applied and seals surfaces to provide a firm bond for asphalt coatings - hot or cold, cutback types.

Usage

HE910 - ASPHALT PRIMER is an excellent material for use as a general priming coat over smooth surface roofs, concrete, cinder block, brick and metal surfaces. Used to prime surfaces over which built-up roofing, waterproofing or other asphalt coatings are to be applied.

Coverage

Coverage is 100 - 500 sq. ft./gal., depending on porosity of surface. Avoid over-application and build-up of surface film.

Surface Preparation

All surfaces to be primed must be dry and swept or brushed clean and free of grease, oil, rust, scale, loose paint and dirt. Allow primer to dry thoroughly before applying coatings or adhesives.

Precautions

Do not heat container or store at temperatures greater than 110°F. When transporting this product, be sure the pail is secured and the lid is tight. Do not allow pail to tumble as this may loosen the lid and allow leakage to occur. **CLOSE AIR INTAKES ON ROOF UNTIL SOLVENTS DISSIPATE!**

NOTE: This coating, like all asphalt-based products, forms a small amount of water soluble material as it weathers. Normally this is not noticeable because the rain washes it away. However, roofs having a pitch less than 1/2" per foot, or ones having poor drainage, will accentuate the problem by allowing water to stand in low spots, thus concentrating the water soluble material. If there is no rainfall, hose these roofs off to remove the water solubles. Frequent inspection of these roofs is recommended because abnormally rapid deterioration of any roofing material may occur where water stands for long periods.

Cleanup

Equipment can be cleaned with mineral spirits. Use care in handling solvents. Clean hands with a waterless hand cleaner.

Caution

CAUTION! COMBUSTIBLE! Contains petroleum distillate. Keep away from heat and flame. Do not heat container or store at temperatures greater than 110°F. **CLOSE AIR INTAKES** until solvents dissipate. Contains volatile solvents that might contaminate potable water. Close container after each use. Dispose of container and unused contents in accordance with Local, State and Federal regulations.

DANGER! HARMFUL OR FATAL IF SWALLOWED! If swallowed, do not induce vomiting. **CALL PHYSICIAN IMMEDIATELY!** Use protective measures to avoid contact with eyes and skin. In case of eye contact, open eyelids wide and flush immediately with plenty of water for at least 15 minutes. In case of accidental injection by power spray equipment, **GET MEDICAL ATTENTION IMMEDIATELY! USE ONLY WITH ADEQUATE VENTILATION.**

Avoid breathing of vapor. If you experience eye watering, headaches or dizziness, leave area or increase fresh air or wear respirator (NIOSH/MSHA TC 23C or equal). Repeated and prolonged occupational overexposure to solvent vapor may cause permanent brain and nervous system damage, and may cause liver or kidney damage.

KEEP OUT OF REACH OF CHILDREN!

WARNING! This product contains detectable amounts of chemicals known to the State of California to cause cancer, or birth defects or other reproductive harm.

Employers should obtain a copy of the Material Safety Data Sheet (MSDS) from your supplier or directly from Henry at the toll free number or website below.

Product Sizes

5 GAL/18.93 L (39.1 lb)

5 GALLON (39.1 lb)

55 GAL/205 L (455 lb)

Limited Warranty

We, the manufacturer, warrant only that this product is free of defects, since many factors which affect the results obtained from this product - such as weather, workmanship, equipment utilized and prior condition of the substrate - are all beyond our control. We will replace at no charge any product proved to be defective within 12 months of purchase, provided it has been applied in accordance with our written directions for uses we recommended as suitable for this product. Proof of purchase must be provided. **DISCLAIMER OF WARRANTIES AND LIMITATION OF LIABILITY: THIS LIMITED WARRANTY IS IN LIEU OF ANY OTHER WARRANTIES EXPRESS OR IMPLIED INCLUDING BUT NOT LIMITED TO ANY IMPLIED WARRANTY OF MERCHANTABILITY OR FITNESS FOR A PARTICULAR PURPOSE. MANUFACTURER SHALL HAVE NO LIABILITY OF ANY KIND BEYOND PRODUCT REPLACEMENT, INCLUDING FOR CONSEQUENTIAL OR INCIDENTAL DAMAGES RESULTING FROM ANY DEFECTS OR ANY DELAYS CAUSED BY REPLACEMENT OR OTHERWISE. THIS LIMITED WARRANTY PROVIDES THE PURCHASER'S EXCLUSIVE REMEDY FOR ANY DEFECT IN THE PRODUCT.**



TECHNICAL DATA SHEET
Pumadeq™ Flex 31MV
Cold Fluid-Applied, PUMA, Reinforced, Flashing Membrane

Physical Property	Typical Value	Test Method
Appearance	White	-
Application Temperature (Ambient)	20 °F to 90 °F (-6 °C to 32 °C), can be lower	-
Abrasion Resistance	64mg	ASTM C501-84 (2009) - C17 wheel, 1000 grams, 1000 cycles
Hardness	35, Shore D	ASTM C2240-05 (as per C836M-10)
Solids Content by Volume	100%	ASTM D1644-2001 Method A
Adhesion	> 425 psi, substrate failure	ASTM C1583/ ASTM C1583M-04
Tensile Strength	1680 psi	ASTM D638-08
Elongation	283%	ASTM D638-08
VOC Content (maximum)	0 g/l	ASTM C1250-05

Description

Henry® Pumadeq™ Flex 31MV (medium viscosity) is an elastic, viscous, waterproofing membrane based on polyurethane methyl methacrylate (PUMA) technology. Pumadeq technology combines the speed of PMMA technology in its application, with the elasticity of polyurethane technology. PUMA technology exhibits much greater elongation and flexibility than PMMA technology. **Pumadeq Flex 31MV** can be applied to vertical and horizontal surfaces as a flashing membrane.

Features

- Cures within 1 hour, including temperatures below 40 °F (4 °C)
- Abrasion, Puncture, and UV Resistant
- Superior Elasticity vs PMMA technology
- Solvent-Free
- No VOC's

Usage

Pumadeq Flex 31MV forms a waterproofing flashing membrane in the **Henry® Pumadeq System**. **Pumadeq System** applications:

- Protected Membrane Roofing
- IRMA
- Plaza Decks
- Green Roofs
- Split Slabs
- Parking Decks
- Balconies and Walkways
- Water Retention

Application

Site conditions: Provide odor control, including air fans and exhausts.

Seal air intakes ,with activated carbon filters, nearby windows and doors.

Ensure a constant supply of "fresh air", required to remove monomers (heavier than air) from the resin surface and allow for cure.

Surface preparation: All surfaces should be prepared as per the approved **Pumadeq System** specification.

The surface temperature must be at least 5 °F (-15 °C) above the dew point and rising. Use a surface dew point meter.

Air and surface temperatures must be between 20 °F (-7 °C) and 90 °F (32 °C).

For temperatures below 40 °F (4 °C) consult Henry Product Support: 800-486-1278

Any surface or previous application of the **Pumadeq membrane** must be free of dust and contaminants that would impair adhesion

Pumadeq™ Flex 31MV

of **Pumadeq Flex 31MV**. If the surface is contaminated or overcoat times between Pumadeq resins exceed 48 hours, wipe with **Pumadeq Cleaning Fluid** and clean cloths. After **Pumadeq Cleaning Fluid** evaporates (15 minutes), apply **Pumadeq Flex 31MV** within 1 hour or re-apply **Pumadeq Cleaning Fluid**.

If there are any doubts about the suitability of a substrate, further advice should be sought from Henry® Product Support and a small trial area applied and tested appropriately.

Product mixing: Prior to using **Pumadeq Flex 31MV**, it must be thoroughly mixed, using an electric, slow speed (300-400rpm), high torque drill with a clean, spiral, mixing paddle (Jiffy type, sized according to material amount mixed), to achieve a uniform distribution of the catalyst and paraffin contained in the product.

Only catalyze the amount of material that can be applied within the estimated pot life (10-15 minutes). Be aware that temperature conditions vary in areas of project and at different times of day. Adjust catalyst accordingly.

It is recommended to start by catalyzing 1 gallon of **Pumadeq Flex 31MV** to determine pot life.

- 1) Pre-mix **Pumadeq Flex 31MV** for minimum 1 minute
- 2) Then mix resin together with **Henry® Pumadeq Catalyst**, for 1 minute minimum
A 1 volume oz. scoop is provided with each pail of catalyst
- 3) **Pumadeq Catalyst volume is noted below and is determined by the average of three temperatures: Pumadeq Flex 31MV temperature, ambient temperature, and substrate temperature.**

At temperatures below 40 °F (4 °C), consult Henry® Product Support: 800-486-1278.

40 °F (4 °C)→ add 10 volume oz. per gallon

50 °F (10 °C)→ add 8 volume oz. per gallon

60 °F (16 °C)→ add 6 volume oz. per gallon

70 °F (21 °C)→ add 4 volume oz. per gallon

80 °F (27 °C)→ add 3 volume oz. per gallon

90 °F (32 °C)→ add 2 volume oz. per gallon

Do not mix new material with old, uncured material as this can significantly reduce work times. Use new pails frequently.

Pot life: 10-15 minutes if **Pumadeq Catalyst** mix volumes followed. The working time of all **Pumadeq System** materials will be influenced by the amount of **Pumadeq Catalyst** added, the length of time they are mixed, how quickly they are removed from the mixing pail, and the substrate and ambient temperatures. Apply onto substrate and spread to prolong working time.

Product application: For best results, use small batch sizes (start with 1 gallon). After mixing thoroughly, apply onto surface, as soon as possible. **Pumadeq Flex 31MV** is applied evenly by medium nap (1/2") roller and brush.

Do not install **Pumadeq Flex 31MV** beyond cured primer.

Extend **Pumadeq Flex 31MV** one (1) inch (2.5 cm) beyond anticipated area of fabric reinforcement.

Roll or brush fabric for proper adhesion and removal of voids, folds, and wrinkles.

Lap adjoining fabric edges a minimum of three (3) inches (7.5 cm).

Ensure voids at edges of **Henry® Pumadeq Fleece** are filled with **Pumadeq Flex 31MV**.

Application rate: Install one (1) layer of **Pumadeq Flex 31MV** at 30 sq.ft./gal.

Back coat N-Fleece with **Pumadeq™ Flex 31MV** before applying on vertical surfaces.

Apply second layer of **Pumadeq Flex 31MV** at 50 sq.ft./gal.

Total rate for two coats = 20 sq.ft./gal.

Allow for saturation of rollers and brushes.

Rates will change depending on surface profile (>CSP 3-4).

Thickness: Wet and dry film thickness (WFT- DFT): 80 mils

Re-coat and traffic times: Minimum 1 hour. If the surface is contaminated or overcoat times exceed 48 hours, clean with a clean cloth and **Henry® Pumadeq Cleaning Fluid**. Allow **Pumadeq Cleaning Fluid** to evaporate before over coating.

The new coating must be applied after 15 minutes minimum, 1 hour maximum of **Pumadeq Cleaning Fluid** application or it will have to be re-applied. MEK or Acetone can also be used, following the same procedures.

Product restrictions and limitations: If under catalyzed or mixing not thorough, the resin will not cure (remain sticky and smell). It must be completely removed by scrapping and wiping with **Pumadeq Cleaning Fluid**.

Pumadeq™ Flex 31MV

NOTE: Before using **Pumadeq Flex 31MV**, please refer to Safety Data Sheet (SDS). Ensure the same safe working methods are followed for all persons in the work area. Wear suitable protective clothing, butyl rubber or nitrile gloves, and safety goggles with side shields during mixing and application.

When **Pumadeq Flex 31MV** is applied in enclosed areas without natural ventilation, forced ventilation must be arranged. Avoid strong concentration of vapor as well as direct contact with skin or eyes. If concentration exceeds recommended limits in SDS, a NIOSH approved respirator (OSHA 29 CFR 1910.134) is required. **Pumadeq Flex 31MV** has a low flashpoint; keep away from all sources of ignition and do not smoke. Uncured polymers, resins and catalyst powder may be toxic. They may cause allergic reactions or hypersensitivity reactions.
Contact with skin – wash immediately with soap and water
Contact with eyes – rinse immediately with lots of water and seek medical attention

Coverage

Application rates should be adjusted to meet each project's specified requirements. Coverage rates are theoretical and do not take into account material loss due to project conditions and working methods.

- For Henry® System Warranty and Gold Seal Warranty requirements, refer to the appropriate approved Henry® specification for application and coverage rate requirements.

Clean-up

Clean-up of tools and equipment may be accomplished by using **Pumadeq Cleaning Fluid**, Acetone, or MEK. Read and follow all Health and Safety instructions on SDS. Wash body with soap and water. Ensure all materials are mixed and cured before disposal, in accordance with federal, state, and local regulations. Dispose of all packaging in accordance with federal, state, and local regulations.

Packaging

2.5 gallons, in metal pail
5 gallons, in metal pail

Colors

White
Gray

Shelf Life/ Storage

One year in unopened containers stored between 50 °F (10 °C) and 75° F (24 °C) under dry, ventilated conditions and out of direct sunlight. Storing the material at a higher temperature may reduce its shelf life. Keep in an upright position and do not over stack.

For more information, visit www.henry.com or for technical assistance call us at 800-486-1278. For more information on Henry® product warranty and liability disclaimer please visit www.henry.com/warranty. Refer to the Safety Data Sheet prior to using this product. The Safety Data Sheet is available at www.henry.com or by emailing Henry® Product Support at productsupport@henry.com or by calling 800-486-1278.

Henry is a registered trademark of Henry Company.

The technical and application information herein is based on the present state of our best scientific and practical knowledge. As the information herein is of a general nature, no assumption can be made as to a product's suitability for a particular use or application and no warranty as to its accuracy, reliability or completeness either expressed or implied is given other than those required by law. The user is responsible for checking the suitability of products for their intended use. Henry® Company data sheets are updated on a regular basis; it is the user's responsibility to obtain and to confirm the most recent version. Information contained in this data sheet may change without notice.

Physical Properties

Brittleness Point: -40° F (ASTM D2137) Does not break	Ozone Resist.(168 hrs/100 PPHM 104°F/20% Ext) No cracks at 7X magnification	Thickness (mils, dry) 60 mils (approx.)
Color Black	Tear Resistance (ASTM D624 Die C) 125 lbs/in. min.	Water Absorption (ASTM D471) 8.5%
Elongation (Initial) (ASTM D412) 300%	Tensile Strength, Membrane (ASTM D412 Die C) 1800 psi min.	

Description

HE850AA - NEOPRENE FLASHING is used with 790-11 Hot Rubberized Asphalt Membrane at expansion joints and exposed flashing details.

Features:

- Excellent elongation and flexibility
- Designed for use as exposed flashing
- Excellent compatibility with either 790-11 Hot Rubberized Asphalt Membrane or Blueskin Adhesive LVC

Limitations: Non resistant to oils and solvents.

Application

May be applied either with 790-11 Hot Rubberized Asphalt Membrane or Blueskin Adhesive LVC.

Product Sizes

6IN X 100FT ROLL (25 lb)	12IN X 100FT ROLL (40 lb)	18IN X 100FT ROLL (50 lb)
24IN X 100FT ROLL (65 lb)	36IN X 100FT ROLL (132 lb)	

Limited Warranty

We, the manufacturer, warrant only that this product is free of defects, since many factors which affect the results obtained from this product - such as weather, workmanship, equipment utilized and prior condition of the substrate - are all beyond our control. We will replace at no charge any product proved to be defective within 12 months of purchase, provided it has been applied in accordance with our written directions for uses we recommended as suitable for this product. Proof of purchase must be provided. **DISCLAIMER OF WARRANTIES AND LIMITATION OF LIABILITY: THIS LIMITED WARRANTY IS IN LIEU OF ANY OTHER WARRANTIES EXPRESS OR IMPLIED INCLUDING BUT NOT LIMITED TO ANY IMPLIED WARRANTY OF MERCHANTABILITY OR FITNESS FOR A PARTICULAR PURPOSE. MANUFACTURER SHALL HAVE NO LIABILITY OF ANY KIND BEYOND PRODUCT REPLACEMENT, INCLUDING FOR CONSEQUENTIAL OR INCIDENTAL DAMAGES RESULTING FROM ANY DEFECTS OR ANY DELAYS CAUSED BY REPLACEMENT OR OTHERWISE. THIS LIMITED WARRANTY PROVIDES THE PURCHASER'S EXCLUSIVE REMEDY FOR ANY DEFECT IN THE PRODUCT.**

990-25

Elastomeric Flashing Sheet Unreinforced

Physical Properties

-Colour	Black	-Tear Resistance (ASTM D624)	26 kN/m (150 lbf/in.)
-Specific Gravity	1.42	-Ozone Resistance (ASTM D1149)	No degradation
-Tensile Strength (ASTM D412)	210 kN/m (1200 lbf/in.)	-Water Vapour Transmission (ASTM E96)	per 1.2 mm (0.047 in.) 0.6 ng/Pa.m ² .s (0.01 perms)
Original		-Shore Hardness (ASTM D2240)	70 ± 4 pts.
After 7 days @ 116 °C (240°F)	140 kN/m (800 lbf/in.)		
-Elongation (ASTM D412)	500%		
Original			
After 7 days @ 116°C (240°F)	400%		

Description

990-25 Elastomeric Flashing Sheet is a flexible flashing membrane composed of combination of butyl and EPDM polymers. Compatible with asphalt roofing and waterproofing materials.

Features

- Adheres to roofing and waterproofing asphalts
- Flexible; easy to use
- Elongates to take joint movement
- Strong; high tensile and tear strength
- Excellent exposure capability

Uses

Used in expansion joints and flashing details for hot rubberized asphalt, resaturants and can be used with hot built-up roofing asphalt.

Limitations

Do not expose to petroleum solvents or solvent based roofing products not recommended by **Henry Canada**.

Application

Set **990-25 Elastomeric Flashing Sheet** into hot applied membrane. **790-11, SEBS 890-12** and standard roofing asphalts are acceptable hot applied systems. For cold process systems use **880-11**. Adhesion is enhanced when **990-25** is cleaned with solvents. Alternatively, prime **990-25** using **Bakor 910-01** or **930-18** to improve adhesion. Allow primer to dry.

<>



TECHNICAL DATA SHEET
Henry® 925 BES Sealant
Building Envelope Systems® Sealant

Physical Property	Typical Value	Test Method
Color	Black, Gray, White	-
Application Temperature (see Limitations)	10 °F to 110 °F (-12 °C to 43 °C)	-
Service Temperature, cured	-40 °F to 180 °F (-40 °C to 82 °C)	-
Durometer Hardness	25 ±5 Shore A	ASTM D2240
Density	13 lbs/gal	-
Elongation, max	450-550%	ASTM D412
Dry Time	Initial Set: 60-90 min at 77 °F (25 °C) Set Through: 24 hours	-
Modulus	40-50% psi	-
Tensile Strength	150-200 psi	ASTM D412
VOC Content, max	5 g/L	EPA Method 24

Approvals and Certifications

- Meets ASTM C719 ± 35%
- Meets Fed Spec TT-S-00230C, Type II, Class A
- Meets ASTM C920 Type S, Grade NS, Class 35
- Granted SWR Institute Certificate of Validation

Description

Henry® 925 BES Sealant is a premium, moisture cure sealant for construction joints subject to dynamic joint movement. This one-part, low odor, moisture cure product provides excellent weathering resistance, flexibility, very low VOC, through use of a silyl-terminated polyether (STPE) polymer. Upon curing, it is paintable with latex based paints. This product is fully compatible with Henry air barrier, flashing, roofing and waterproofing systems.

Features and benefits

- Low odor, low VOC
- Moisture cure using STPE base polymer
- Paintable with latex based paint, upon curing

Usage

Designed for multiple construction uses, **Henry® 925 BES Sealant** can be used as a building envelope sealant for self-adhered air barriers, as well as an external joint sealant for Henry air barrier, waterproofing, and roofing systems. **Henry® 925 BES Sealant** is an alternative to silicone and moisture cure urethanes, in above-grade construction applications, and is optimal for construction joints up to 1" (25mm) width that are subject to dynamic joint movement of ± 35%.

Application

Surface Prep: Joints must be sound, smooth, uniform and free from defects and foreign materials. Joints must also be clean, dry, free of frost and all contaminants, such as curing compounds, sealers, or coatings. Sealant adhesion should be tested on each different substrate prior to use by applying a bead allowing to cure thoroughly. To test adhesive strength, pull one end of the bead.

Apply: Cut nozzle to desired bead size; puncture inner seal. Apply at a 45° angle while pushing sealant ahead of nozzle. The width of the joint should be a minimum of 4 times the anticipated movement. In joints up to ½" (13 mm) wide, the depth of the sealant should be equal to the width, but not less than ¼" (6 mm). In joints wider than ½" (13 mm), the depth should be maintained at ½" (13 mm). Maximum joint width for installation is 1" (25 mm). In vertical and horizontal joints, tooling is necessary to aid contact with the substrate and eliminate air bubbles.

Henry® 925 Building Envelope Systems® Sealant

Limitations: Henry® 925 BES Sealant may be installed when substrate and air temperatures are as low as 10 °F. Application in temperatures between 10°F and 32°F may proceed only if the substrate is free of frost or ice. The product should not be applied in the rain or on wet surfaces; damp surfaces are acceptable.

If frost or ice is present on the substrate, it must be warmed to a temperature above 32 °F using hot air gun, heater, etc. to melt the frozen moisture. When installed in temperatures below 32 °F, an extended curing time is expected.

Prior to cold weather installation, Henry® 925 BES Sealant should be stored at room temperatures above 35 °F for a minimum of 24 hours, to improve application and tooling.

Clean-up

Clean hands and equipment with biodegradable terpene solvent such as citrus-based hand cleaner.

Product size/packaging

10.3 oz cartridge
20 oz sausage
2 gallon bucket

Storage

Henry® 925 BES Sealant has a shelf life of 12 months from date of manufacture when stored in original unopened container at or below 80 °F (27 °C). Containers should always be kept sealed when not in use.

For more information, visit www.henry.com or for technical assistance call us at 800-486-1278. For more information on the Henry® product warranty and liability disclaimer please visit www.henry.com/warranty. Refer to the Safety Data Sheet prior to using this product. The Safety Data Sheet is available at www.henry.com or by emailing Henry® Product Support at productsupport@henry.com or by calling 800-486-1278.

Henry, Blueskin, and Air-Bloc are registered trademarks of Henry Company.
Covered by US patent 6,901,712; Canadian patent 2,413,550.

The technical and application information herein is based on the present state of our best scientific and practical knowledge. As the information herein is of a general nature, no assumption can be made as to a product's suitability for a particular use or application and no warranty as to its accuracy, reliability or completeness either expressed or implied is given other than those required by law. The user is responsible for checking the suitability of products for their intended use. Henry® Company data sheets are updated on a regular basis; it is the user's responsibility to obtain and to confirm the most recent version. Information contained in this data sheet may change without notice.

POLYBITUME® 570-05 Polymer Modified Sealing Compound

Physical Properties:

-Color	Black	-Application Temp	Ambient (thickens at low temperatures)
-Solids by Volume	70% (approx.)	-Chemical Resistance	Resists water, calcium chloride, salt, mild acid and alkaline solutions. Non-resistant to oil, grease or solvents.
-Weight	10 lbs./gal.	-Water Vapor Permeance (ASTM E96)	2.9 ng/Pa.m ² .s (0.05 perms)
-Coverage	(@ 1/8" thick) 16 ft ² /gal		
-Drying Time	68°F @ 50% RH		
Touch Dry	4 hours (approx.)		
-Max VOC	250 g/l		

Description

POLYBITUME® 570-05 Polymer Modified Sealing Compound is a top quality, high solids, rubber asphalt caulking and sealing compound formulated to provide extra flexibility and good bond.

Features

- Exceeds performance standards of conventional asphalt caulking compounds
- Gun or trowel consistency
- Remains flexible on aging

Uses

Used as an end lap and flashing sealant with self-adhered membranes, such as **Blueskin® WP 200, modifiedPLUS® SA** and **Blueskin PE 200**. **POLYBITUME® 570-05** is also used as a caulking, sealing or bedding compound on most construction surfaces including concrete, masonry, wood, metal, cement asbestos and other composition materials.

- ✓ Control joints in concrete.
- ✓ Filling plastic boxes or pitch pockets.
- ✓ Lap sealing metal panels.
- ✓ Bedding for roofing components.
- ✓ Dam and hydraulic installations.
- ✓ Harbor facilities.

Packaging

POLYBITUME® 570-05 is packaged in 29 oz. cartridge as well as 22 lb. pail.

Limitations

Do not use where solvent odors may taint food or other susceptible materials. Do not apply to wet surfaces. For ease of application during cold weather, condition material in warm temperature before using. Do not use in floor or sidewalk areas exposed to traffic. Do not apply to joints of greater than 1" width on vertical surfaces in a single application. Wood or other absorptive surfaces may be subject to local staining by solvent vehicle.

POLYBITUME® 570-05 Polymer Modified Sealing Compound

Preparation

Metal: Metal surfaces must be blast-cleaned, hand-cleaned or power-brushed to a clean, tight surface and should be dry, free from rust, grease or mill-scale. Surfaces should be below 104°F at the time of application.

Concrete-Masonry: Surfaces must be dry and sound, free from frost, grease, form oil, loose, spalled or fractured material. Porous or dusty surfaces should be primed with a brush application of **Henry 910-01 Primer** and allowed to cure for 4 hours.

Application

Apply by knife, tool or gun, hand or power operated. Tool finish joint to avoid air pockets and improve bond at interface surfaces.

Coverage

When used as a bedding compound @ 1/8" thickness, approximately 16 ft²/gal.

When used as a joint sealant:

1/4" x 1/4"
(370 linear ft./gal.)

1/2" x 1/2"
(92 linear ft./gal.)

1" x 1"
(23 linear ft./gal.)

Clean Up

Use mineral spirits.

Caution

CAUTION! COMBUSTIBLE! DO NOT THIN. Contains petroleum distillate. Keep away from heat and flame. Do not heat container or store at temperatures greater than 120°F. CLOSE AIR INTAKES until solvents dissipate. Contains volatile solvents that might contaminate potable water. Close container after each use. DANGER! HARMFUL OR FATAL IF SWALLOWED. If swallowed, do not induce vomiting. CALL PHYSICIAN IMMEDIATELY! Use protective measures to avoid contact with eyes and skin. In case of eye contact, open eyelids wide and flush immediately with plenty of water for at least 15 minutes. GET MEDICAL ATTENTION! USE ONLY WITH ADEQUATE VENTILATION. Avoid breathing of vapor. If you experience eye watering, headaches or dizziness, leave area or increase fresh air or wear respirator (NIOSH/MSHA TC 23C or equal). Repeated and prolonged occupational exposure to solvent vapor can result in permanent brain and nervous system damage, and may cause liver or kidney damage.

KEEP OUT OF REACH OF CHILDREN!

WARNING! This product contains detectable amounts of chemicals known to the State of California to cause cancer, or birth defects or other reproductive harm.

Employers should obtain a copy of the **MSDS (Material Safety Data Sheet)** from your supplier or from the toll free number or website below.



SAFETY DATA SHEET

Issue Date 09-Jun-2015

Revision Date 09-Jun-2015

Version 1

1. IDENTIFICATION

Product identifier

Product Name 790-11 HOT RUBBERIZED ASPHALT

Other means of identification

Product Code BH79011C

Synonyms None

Recommended use of the chemical and restrictions on use

Recommended Use Waterproofing Membrane

Uses advised against No information available

Details of the supplier of the safety data sheet

Manufacturer Address

HENRY COMPANY

999 N. Sepulveda Blvd., Suite 800

El Segundo, CA 90245-2716

Company Contact: Technical Services

Telephone Number: 800-486-1278

Web Site: www.henry.com www.ca.henry.com

Emergency telephone number

Emergency Telephone CHEMTREC: 800-424-9300

CHEMTREC: 703-527-3887

CANUTEC: 613-966-6666

2. HAZARDS IDENTIFICATION

Classification

OSHA Regulatory Status

This chemical is considered hazardous by the 2012 OSHA Hazard Communication Standard (29 CFR 1910.1200)

Skin corrosion/irritation	Category 2
Serious eye damage/eye irritation	Category 2
Specific target organ toxicity (single exposure)	Category 3

Label elements

Emergency Overview

Warning

Hazard statements

Causes skin irritation

Causes serious eye irritation

May cause respiratory irritation



Appearance Black **Physical state** Solid **Odor** Sulfurous

Precautionary Statements - Prevention

Wash face, hands and any exposed skin thoroughly after handling
 Wear protective gloves/protective clothing/eye protection/face protection
 Avoid breathing dust/fume/gas/mist/vapors/spray
 Use only outdoors or in a well-ventilated area

Precautionary Statements - Response

IF IN EYES: Rinse cautiously with water for several minutes. Remove contact lenses, if present and easy to do. Continue rinsing
 If eye irritation persists: Get medical advice/attention
 IF ON SKIN: Wash with plenty of soap and water
 If skin irritation occurs: Get medical advice/attention
 Take off contaminated clothing and wash before reuse
 IF INHALED: Remove victim to fresh air and keep at rest in a position comfortable for breathing
 Call a POISON CENTER or doctor/physician if you feel unwell

Precautionary Statements - Storage

Store in a well-ventilated place. Keep container tightly closed
 Store locked up

Precautionary Statements - Disposal

Dispose of contents/container to an approved waste disposal plant

Hazards not otherwise classified (HNOC)

Contact with product at elevated temperatures can result in thermal burns

Other Information

Respirable silica (quartz) is classified as carcinogenic by: IARC (Group 1 - human carcinogen); NTP (known carcinogen); and ACGIH (Group 2A - suspected human carcinogen). This product is in a form that makes exposure to respirable silica unlikely when it is applied as directed. IARC has classified occupational exposure to straight-run bitumen and their emissions during road paving as a carcinogen (category 2B - possibly carcinogenic to humans). Contact with hot product may cause thermal burns – consult SDS for additional first aid measures. Fumes from hot material can be unpleasant and may produce nausea, headaches and irritation of the upper respiratory tract. Substance may give off hydrogen sulfide (H2S) when heated which may collect in enclosed spaces. Exposure to H2S may result in respiratory tract irritation, headache, dizziness, nausea, gastrointestinal disturbances, coughing, a sensation of dryness and pain in the nose, throat, and chest, confusion and unconsciousness.

3. COMPOSITION/INFORMATION ON INGREDIENTS

Substance

Chemical Name	CAS No.	Weight-%	Trade Secret
Asphalt, Petroleum (Residues)	64741-56-6	30 - 60	*
Calcium Carbonate	1317-65-3	30 - 60	*
Sulfur	7704-34-9	1 - 5	*
Silica, quartz	14808-60-7	0.1 - 1	*

*The exact percentage (concentration) of composition has been withheld as a trade secret.

4. FIRST AID MEASURES

Description of first aid measures

Eye contact	Rinse thoroughly with plenty of water for at least 15 minutes, lifting lower and upper eyelids. Consult a physician.
Skin contact	Removal of solidified molten material from skin requires medical assistance. In case of burns, immediately cool affected skin for as long as possible with cold water. For severe burns, immediate medical attention is required.
Inhalation	Remove to fresh air.
Ingestion	Clean mouth with water and drink afterwards plenty of water.

Most important symptoms and effects, both acute and delayed

Symptoms No information available.

Indication of any immediate medical attention and special treatment needed

Note to physicians Treat symptomatically.

5. FIRE-FIGHTING MEASURES

Suitable extinguishing media

CO₂, dry chemical, dry sand, alcohol-resistant foam.

Unsuitable extinguishing media CAUTION: Use of water spray when fighting fire may be inefficient.

Specific hazards arising from the chemical

No information available.

Explosion data

Sensitivity to Mechanical Impact None.

Sensitivity to Static Discharge None.

Protective equipment and precautions for firefighters

As in any fire, wear self-contained breathing apparatus pressure-demand, MSHA/NIOSH (approved or equivalent) and full protective gear.

6. ACCIDENTAL RELEASE MEASURES

Personal precautions, protective equipment and emergency procedures

Personal precautions Wear protective gloves/protective clothing and eye/face protection. Ensure adequate ventilation, especially in confined areas.

Environmental precautions

Environmental precautions Do not allow into any sewer, on the ground or into any body of water.

Methods and material for containment and cleaning up

Methods for containment Prevent further leakage or spillage if safe to do so.

Methods for cleaning up Pick up and transfer to properly labeled containers.

7. HANDLING AND STORAGE

Precautions for safe handling

Advice on safe handling Handle in accordance with good industrial hygiene and safety practice.

Conditions for safe storage, including any incompatibilities

Storage Conditions Keep containers tightly closed in a dry, cool and well-ventilated place.

Incompatible materials Strong oxidizing agents. Strong acids.

8. EXPOSURE CONTROLS/PERSONAL PROTECTION

Control parameters

Exposure Guidelines

Chemical Name	ACGIH TLV	OSHA PEL	NIOSH IDLH
Calcium Carbonate 1317-65-3	-	TWA: 15 mg/m ³ total dust TWA: 5 mg/m ³ respirable fraction (vacated) TWA: 15 mg/m ³ total dust (vacated) TWA: 5 mg/m ³ respirable fraction	TWA: 10 mg/m ³ total dust TWA: 5 mg/m ³ respirable dust
Silica, quartz 14808-60-7	TWA: 0.025 mg/m ³ respirable fraction	(vacated) TWA: 0.1 mg/m ³ respirable dust : (30)/(%SiO ₂ + 2) mg/m ³ TWA total dust : (250)/(%SiO ₂ + 5) mppcf TWA respirable fraction : (10)/(%SiO ₂ + 2) mg/m ³ TWA respirable fraction	IDLH: 50 mg/m ³ respirable dust TWA: 0.05 mg/m ³ respirable dust

Appropriate engineering controls

Engineering Controls Showers
Eyewash stations
Ventilation systems.

Individual protection measures, such as personal protective equipment

Eye/face protection Wear safety glasses with side shields (or goggles).

Skin and body protection Wear protective gloves and protective clothing.

Respiratory protection If exposure limits are exceeded or irritation is experienced, NIOSH/MSHA approved respiratory protection should be worn. Positive-pressure supplied air respirators may be required for high airborne contaminant concentrations. Respiratory protection must be provided in accordance with current local regulations.

General Hygiene Considerations Handle in accordance with good industrial hygiene and safety practice.

9. PHYSICAL AND CHEMICAL PROPERTIES

Information on basic physical and chemical properties

Physical state	Solid	Odor	Sulfurous
Appearance	No information available	Odor threshold	No information available
Color	black		

<u>Property</u>	<u>Values</u>	<u>Remarks • Method</u>
pH	No information available	
Melting point / freezing point	No information available	

Boiling point / boiling range	No information available	
Flash point	> 291 °C / > 556 °F	Cleveland Open Cup
Evaporation rate	No information available	
Flammability (solid, gas)	No information available	
Flammability Limit in Air		
Upper flammability limit:	No information available	
Lower flammability limit:	No information available	
Vapor pressure	No information available	
Vapor density	No information available	
Relative density	1.23 +/- 0.03	
Water solubility	Insoluble in water	
Solubility in other solvents	No information available	
Partition coefficient	No information available	
Autoignition temperature	>290 °C / >550 °F	
Decomposition temperature	No information available	
Kinematic viscosity	No information available	
Dynamic viscosity	No information available	
Explosive properties	Not an explosive	
Oxidizing properties	Not applicable	

Other Information

Softening point	No information available
Molecular weight	No information available
VOC Content (%)	No information available
Density	No information available
Bulk density	No information available

10. STABILITY AND REACTIVITY

Reactivity

No data available

Chemical stability

Stable under recommended storage conditions.

Possibility of Hazardous Reactions

None under normal processing.

Hazardous polymerization	Hazardous polymerization does not occur.
---------------------------------	--

Conditions to avoid

Extremes of temperature and direct sunlight.

Incompatible materials

Strong oxidizing agents. Strong acids.

Hazardous Decomposition ProductsCarbon monoxide. Carbon dioxide (CO₂). Hydrogen sulfide.

11. TOXICOLOGICAL INFORMATION

Information on likely routes of exposure

Product Information	No data available
Inhalation	May cause irritation of respiratory tract.
Eye contact	Irritating to eyes.
Skin contact	Irritating to skin. Causes burns.
Ingestion	No data available.

Chemical Name	Oral LD50	Dermal LD50	Inhalation LC50
Asphalt, Petroleum (Residues) 64741-56-6	= 4320 mg/kg (Rat)	> 2000 mg/kg (Rabbit)	-
Sulfur 7704-34-9	> 3000 mg/kg (Rat)	> 2000 mg/kg (Rabbit)	> 9.23 mg/L (Rat) 4 h
Silica, quartz 14808-60-7	= 500 mg/kg (Rat)	-	-

Information on toxicological effects

Symptoms No information available.

Delayed and immediate effects as well as chronic effects from short and long-term exposure

Sensitization No information available.
Germ cell mutagenicity No information available.
Carcinogenicity This product contains one or more substances which are classified by IARC as carcinogenic to humans (Group I), probably carcinogenic to humans (Group 2A) or possibly carcinogenic to humans (Group 2B).

Chemical Name	ACGIH	IARC	NTP	OSHA
Asphalt, Petroleum (Residues) 64741-56-6	-	Group 2B	-	X
Silica, quartz 14808-60-7	A2	Group 1	Known	X

ACGIH (American Conference of Governmental Industrial Hygienists)
 A2 - Suspected Human Carcinogen
IARC (International Agency for Research on Cancer)
 Group 1 - Carcinogenic to Humans
 Group 2B - Possibly Carcinogenic to Humans
NTP (National Toxicology Program)
 Known - Known Carcinogen
OSHA (Occupational Safety and Health Administration of the US Department of Labor)
 X - Present

Reproductive toxicity No information available.
STOT - single exposure Respiratory system.
STOT - repeated exposure No information available.
Aspiration hazard No information available.

Numerical measures of toxicity - Product Information

The following values are calculated based on chapter 3.1 of the GHS document.
Oral LD50 9225 mg/kg
Dermal LD50 4498 mg/kg

12. ECOLOGICAL INFORMATION

Ecotoxicity

None known

Persistence and degradability

No information available.

Bioaccumulation

No information available.

Other adverse effects

No information available

13. DISPOSAL CONSIDERATIONS

Waste treatment methods

Disposal of wastes	Disposal should be in accordance with applicable regional, national and local laws and regulations.
Contaminated packaging	Do not reuse container.

14. TRANSPORT INFORMATION

<u>DOT</u>	Not regulated
<u>TDG</u>	Not regulated
<u>MEX</u>	Not regulated
<u>ICAO (air)</u>	Not regulated
<u>IATA</u>	Not regulated
<u>IMDG</u>	Not regulated
<u>RID</u>	Not regulated
<u>ADR</u>	Not regulated
<u>ADN</u>	Not regulated

15. REGULATORY INFORMATION

International Inventories

TSCA	Complies
DSL/NDSL	Complies
EINECS/ELINCS	Complies
ENCS	Does not comply
IECSC	Complies
KECL	Complies
PICCS	Complies
AICS	Complies

Legend:

TSCA - United States Toxic Substances Control Act Section 8(b) Inventory
DSL/NDSL - Canadian Domestic Substances List/Non-Domestic Substances List
EINECS/ELINCS - European Inventory of Existing Chemical Substances/European List of Notified Chemical Substances
ENCS - Japan Existing and New Chemical Substances
IECSC - China Inventory of Existing Chemical Substances
KECL - Korean Existing and Evaluated Chemical Substances
PICCS - Philippines Inventory of Chemicals and Chemical Substances
AICS - Australian Inventory of Chemical Substances

US Federal Regulations**SARA 313**

Section 313 of Title III of the Superfund Amendments and Reauthorization Act of 1986 (SARA). This product does not contain any chemicals which are subject to the reporting requirements of the Act and Title 40 of the Code of Federal Regulations, Part 372

SARA 311/312 Hazard Categories

Acute health hazard	Yes
Chronic Health Hazard	No
Fire hazard	No
Sudden release of pressure hazard	No
Reactive Hazard	No

CWA (Clean Water Act)

This product does not contain any substances regulated as pollutants pursuant to the Clean Water Act (40 CFR 122.21 and 40 CFR 122.42)

CERCLA

This material, as supplied, does not contain any substances regulated as hazardous substances under the Comprehensive Environmental Response Compensation and Liability Act (CERCLA) (40 CFR 302) or the Superfund Amendments and Reauthorization Act (SARA) (40 CFR 355). There may be specific reporting requirements at the local, regional, or state level pertaining to releases of this material

US State Regulations

California Proposition 65

This product contains the following Proposition 65 chemicals

Chemical Name	California Proposition 65
Silica, quartz - 14808-60-7	Carcinogen

U.S. State Right-to-Know Regulations

Chemical Name	New Jersey	Massachusetts	Pennsylvania
Calcium Carbonate 1317-65-3	X	X	X
Sulfur 7704-34-9	X	X	X
Silica, quartz 14808-60-7	X	X	X

U.S. EPA Label Information

EPA Pesticide Registration Number Not applicable

16. OTHER INFORMATION, INCLUDING DATE OF PREPARATION OF THE LAST REVISION

NFPA	Health hazards 2	Flammability 1	Instability 0	Physical and Chemical Properties -
HMIS	Health hazards 2	Flammability 1	Physical hazards 0	Personal protection X

Issue Date 09-Jun-2015

Revision Date 09-Jun-2015

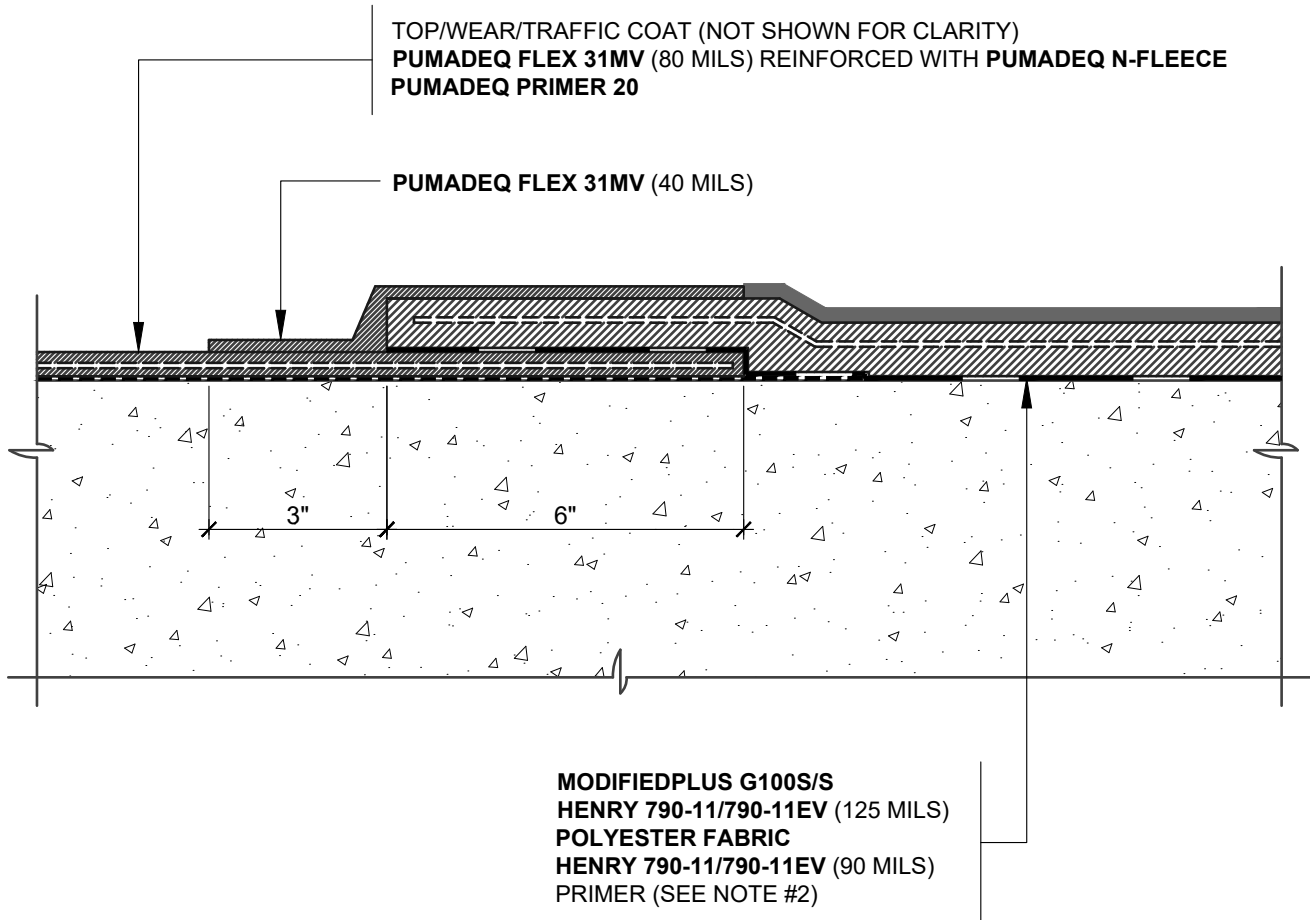
Revision Note

No information available

Disclaimer

The information provided in this Material Safety Data Sheet is correct to the best of our knowledge, information and belief at the date of its publication. The information given is designed only as a guidance for safe handling, use, processing, storage, transportation, disposal and release and is not to be considered a warranty or quality specification. The information relates only to the specific material designated and may not be valid for such material used in combination with any other materials or in any process, unless specified in the text.

End of Safety Data Sheet



NOTES:

1. DETAIL SHOWS **HENRY 790-11/790-11EV** HOT RUBBERIZED ASPHALT WATERPROOFING ASSEMBLY TRANSITION WITH HENRY **PUMADEC SYSTEM**. SUBSTRATE SHOWN IS FOR REFERENCE ONLY. REFER TO PRODUCT SPECIFIC TECHNICAL DATA SHEET FOR AUTHORIZED SUBSTRATES.
2. RECOMMENDED HENRY ADHESIVE/PRIMER FOR **HENRY 790-11/790-11EV** INCLUDE: **HENRY 910-01 ASPHALT PRIMER** OR **HENRY 930-18 POLYMER MODIFIED ADHESIVE**. REFER TO PRODUCT SPECIFIC TECHNICAL DATA SHEET TO CONFIRM VOC COMPLIANCE.
3. TRANSITION DETAIL IS SUITABLE FOR BOTH REINFORCED AND UNREINFORCED **PUMADEC SYSTEM** FIELD MEMBRANE APPLICATIONS. TOP, WEAR, AND TRAFFIC COATING NOT SHOWN FOR CLARITY. REFER TO **PUMADEC SYSTEM** DETAILS FOR FURTHER CLARITY.
4. PREPARE AND PRIME VERTICAL SUBSTRATES A MINIMUM 2" BEYOND **PUMADEC SYSTEM** APPLICATION IN ACCORDANCE WITH HENRY **PUMADEC SYSTEM** SUBSTRATE PREPARATION GUIDELINES.
5. HENRY OFFERS PAVERS, RIGID INSULATION, AND/OR PREFABRICATED DRAINAGE COMPOSITES AS A SINGLE SOURCE WARRANTY OPTION PER PROJECT SPECIFIC REQUIREMENTS. CONTACT HENRY FOR SYSTEM CONFIGURATIONS AND WARRANTY OPTIONS.
6. REFER TO PRODUCT SPECIFIC GUIDE SPECIFICATION FOR RECOMMENDED INSTALLATION PROCEDURES.

Henry[®]

999 N. Pacific Coast Highway, Suite 800
El Segundo, CA 90245
800-486-1278 • www.henry.com

MANUFACTURER GUIDE DETAILS ARE FOR REFERENCE ONLY. HENRY DOES NOT ASSUME RESPONSIBILITY FOR ERRORS OR DEVIATIONS IN DESIGN OR ENGINEERING. PROJECT SPECIFIC VERIFICATION IS RECOMMENDED PRIOR TO INSTALLATION.

HENRY 790-11/790-11EV AND PUMADEC SYSTEM TIE IN

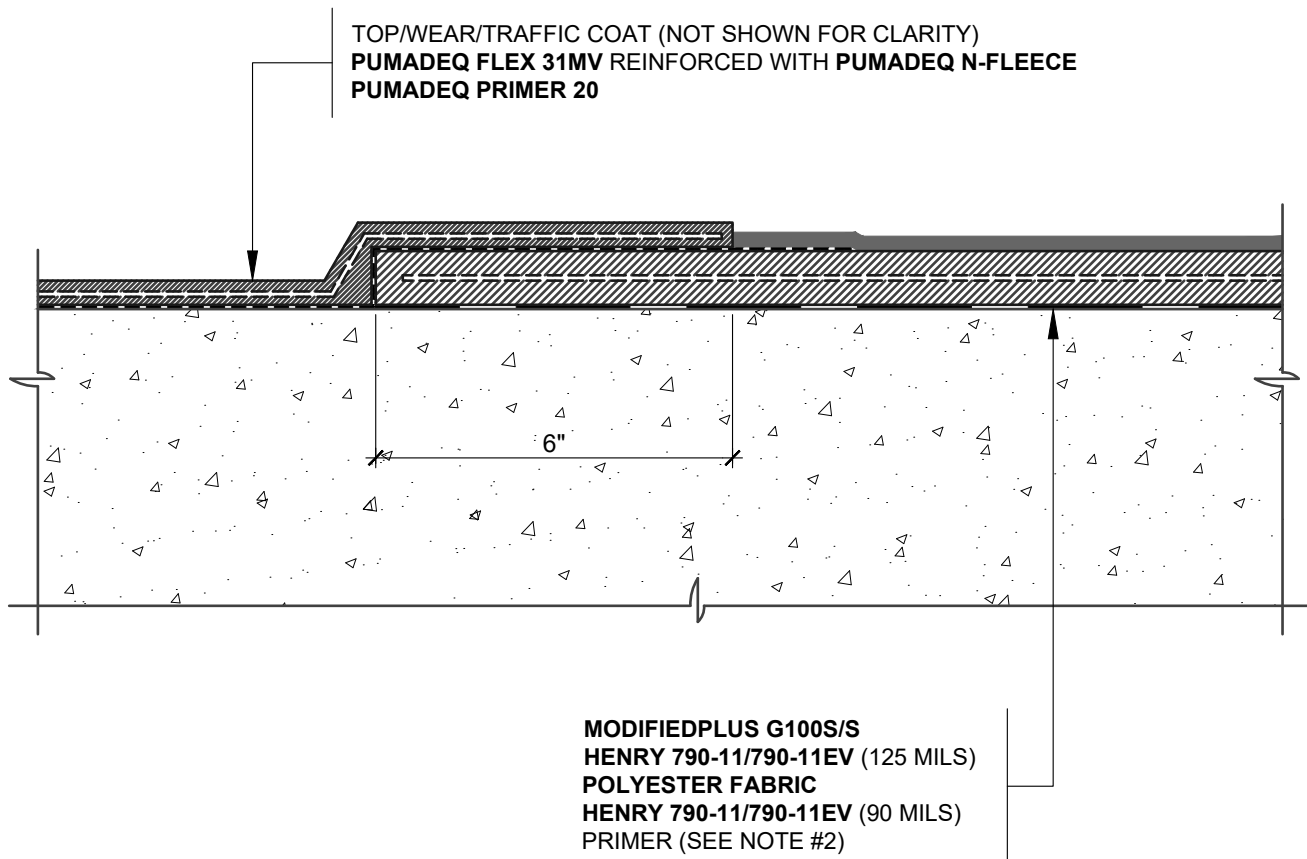
TIE-IN DETAIL

**DISSIMILAR MATERIAL TRANSITIONS
HENRY 790-11/790-11EV AND PUMADEC SYSTEM**

SCALE: N.T.S.

07-08-2019

790-11-TID-3A1



NOTES:

1. DETAIL SHOWS **HENRY 790-11/790-11EV** HOT RUBBERIZED ASPHALT WATERPROOFING ASSEMBLY TRANSITION WITH HENRY **PUMADEC SYSTEM**. SUBSTRATE SHOWN IS FOR REFERENCE ONLY. REFER TO PRODUCT SPECIFIC TECHNICAL DATA SHEET FOR AUTHORIZED SUBSTRATES.
2. RECOMMENDED HENRY ADHESIVE/PRIMER FOR **HENRY 790-11/790-11EV** INCLUDE: **HENRY 910-01 ASPHALT PRIMER** OR **HENRY 930-18 POLYMER MODIFIED ADHESIVE**. REFER TO PRODUCT SPECIFIC TECHNICAL DATA SHEET TO CONFIRM VOC COMPLIANCE.
3. TRANSITION DETAIL IS SUITABLE FOR BOTH REINFORCED AND UNREINFORCED **PUMADEC SYSTEM** FIELD MEMBRANE APPLICATIONS. TOP, WEAR, AND TRAFFIC COATING NOT SHOWN FOR CLARITY. REFER TO **PUMADEC SYSTEM** DETAILS FOR FURTHER CLARITY.
4. PREPARE AND PRIME VERTICAL SUBSTRATES A MINIMUM 2" BEYOND **PUMADEC SYSTEM** APPLICATION IN ACCORDANCE WITH HENRY **PUMADEC SYSTEM** SUBSTRATE PREPARATION GUIDELINES.
5. HENRY OFFERS PAVERS, RIGID INSULATION, AND/OR PREFABRICATED DRAINAGE COMPOSITES AS A SINGLE SOURCE WARRANTY OPTION PER PROJECT SPECIFIC REQUIREMENTS. CONTACT HENRY FOR SYSTEM CONFIGURATIONS AND WARRANTY OPTIONS.
6. REFER TO PRODUCT SPECIFIC GUIDE SPECIFICATION FOR RECOMMENDED INSTALLATION PROCEDURES.

Henry[®]

999 N. Pacific Coast Highway, Suite 800
 El Segundo, CA 90245
 800-486-1278 • www.henry.com

MANUFACTURER GUIDE DETAILS ARE FOR REFERENCE ONLY. HENRY DOES NOT ASSUME RESPONSIBILITY FOR ERRORS OR DEVIATIONS IN DESIGN OR ENGINEERING. PROJECT SPECIFIC VERIFICATION IS RECOMMENDED PRIOR TO INSTALLATION.

HENRY 790-11/790-11EV AND PUMADEC SYSTEM TIE IN

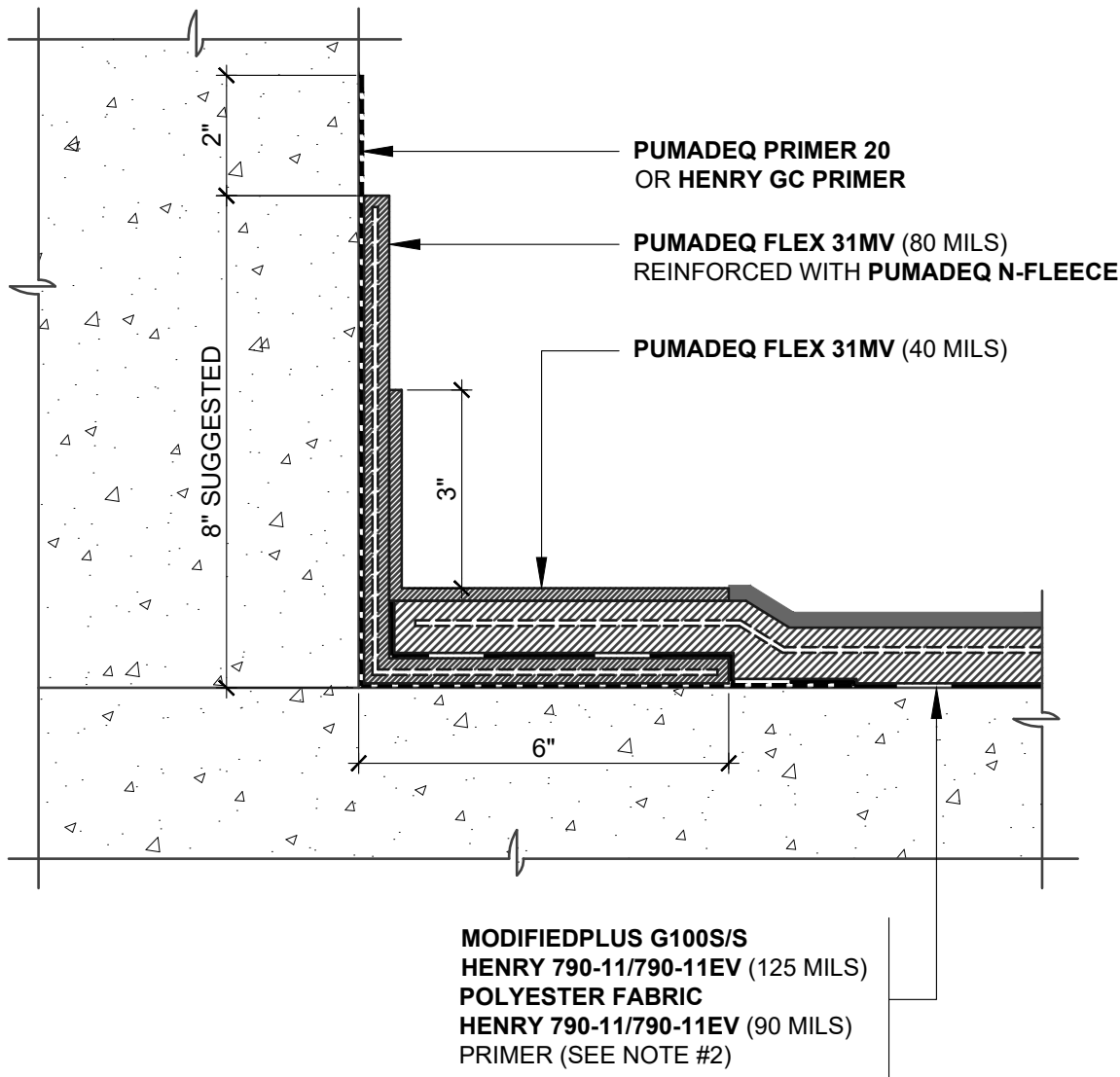
TIE-IN DETAIL

DISSIMILAR MATERIAL TRANSITIONS
HENRY 790-11/790-11EV AND PUMADEC SYSTEM

SCALE: N.T.S.

07-08-2019

790-11-TID-3A2



NOTES:

1. DETAIL SHOWS **HENRY 790-11/790-11EV** FIELD MEMBRANE WITH HENRY **PUMADEC SYSTEM** FLASHING. SUBSTRATE SHOWN IS FOR REFERENCE ONLY. REFER TO PRODUCT SPECIFIC TECHNICAL DATA SHEET FOR AUTHORIZED SUBSTRATES.
2. RECOMMENDED HENRY ADHESIVE/PRIMER FOR **HENRY 790-11/790-11EV** INCLUDE: **HENRY 910-01 ASPHALT PRIMER** OR **HENRY 930-18 POLYMER MODIFIED ADHESIVE**. REFER TO PRODUCT SPECIFIC TECHNICAL DATA SHEET TO CONFIRM VOC COMPLIANCE.
3. PREPARE AND PRIME VERTICAL SUBSTRATES A MINIMUM 2" BEYOND **PUMADEC SYSTEM** APPLICATION IN ACCORDANCE WITH HENRY **PUMADEC SYSTEM** SUBSTRATE PREPARATION GUIDELINES.
4. BACK COAT FLEECE ON VERTICAL SUBSTRATE WITH **PUMADEC FLEX 31MV**.
5. HENRY OFFERS PAVERS, RIGID INSULATION, AND/OR PREFABRICATED DRAINAGE COMPOSITES AS A SINGLE SOURCE WARRANTY OPTION PER PROJECT SPECIFIC REQUIREMENTS. CONTACT HENRY FOR SYSTEM CONFIGURATIONS AND WARRANTY OPTIONS.
6. REFER TO PRODUCT SPECIFIC GUIDE SPECIFICATION FOR RECOMMENDED INSTALLATION PROCEDURES.

Henry[®]

999 N. Pacific Coast Highway, Suite 800
El Segundo, CA 90245
800-486-1278 • www.henry.com

MANUFACTURER GUIDE DETAILS ARE FOR REFERENCE ONLY. HENRY DOES NOT ASSUME RESPONSIBILITY FOR ERRORS OR DEVIATIONS IN DESIGN OR ENGINEERING. PROJECT SPECIFIC VERIFICATION IS RECOMMENDED PRIOR TO INSTALLATION.

HENRY 790-11/790-11EV AND PUMADEC SYSTEM TIE IN

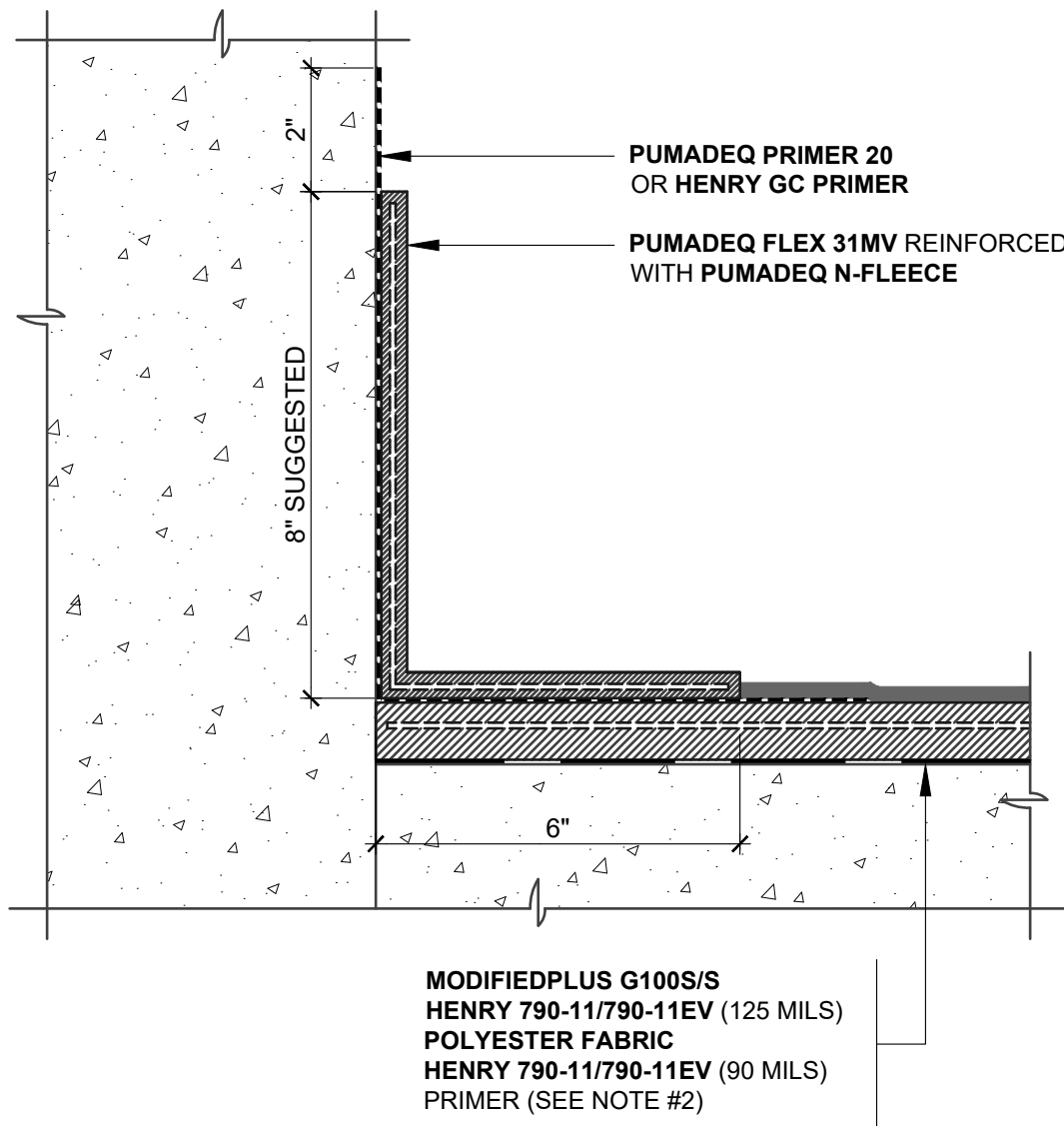
CURB FLASHING

**CORNER FLASHING AT UPTURN
HENRY 790-11/790-11EV AND PUMADEC SYSTEM**

SCALE: N.T.S.

07-08-2019

790-11-TID-3C1



NOTES:

1. DETAIL SHOWS **HENRY 790-11/790-11EV** FIELD MEMBRANE WITH HENRY **PUMADEC SYSTEM** FLASHING. SUBSTRATE SHOWN IS FOR REFERENCE ONLY. REFER TO PRODUCT SPECIFIC TECHNICAL DATA SHEET FOR AUTHORIZED SUBSTRATES.
2. RECOMMENDED HENRY ADHESIVE/PRIMER FOR **HENRY 790-11/790-11EV** INCLUDE: **HENRY 910-01 ASPHALT PRIMER** OR **HENRY 930-18 POLYMER MODIFIED ADHESIVE**. REFER TO PRODUCT SPECIFIC TECHNICAL DATA SHEET TO CONFIRM VOC COMPLIANCE.
3. PREPARE AND PRIME VERTICAL SUBSTRATES A MINIMUM 2" BEYOND **PUMADEC SYSTEM** APPLICATION IN ACCORDANCE WITH HENRY **PUMADEC SYSTEM** SUBSTRATE PREPARATION GUIDELINES.
4. BACK COAT FLEECE ON VERTICAL SUBSTRATE WITH **PUMADEC FLEX 31MV**.
5. HENRY OFFERS PAVERS, RIGID INSULATION, AND/OR PREFABRICATED DRAINAGE COMPOSITES AS A SINGLE SOURCE WARRANTY OPTION PER PROJECT SPECIFIC REQUIREMENTS. CONTACT HENRY FOR SYSTEM CONFIGURATIONS AND WARRANTY OPTIONS.
6. REFER TO PRODUCT SPECIFIC GUIDE SPECIFICATION FOR RECOMMENDED INSTALLATION PROCEDURES.

Henry[®]

999 N. Pacific Coast Highway, Suite 800
El Segundo, CA 90245
800-486-1278 • www.henry.com

MANUFACTURER GUIDE DETAILS ARE FOR REFERENCE ONLY. HENRY DOES NOT ASSUME RESPONSIBILITY FOR ERRORS OR DEVIATIONS IN DESIGN OR ENGINEERING. PROJECT SPECIFIC VERIFICATION IS RECOMMENDED PRIOR TO INSTALLATION.

HENRY 790-11/790-11EV AND PUMADEC SYSTEM TIE IN

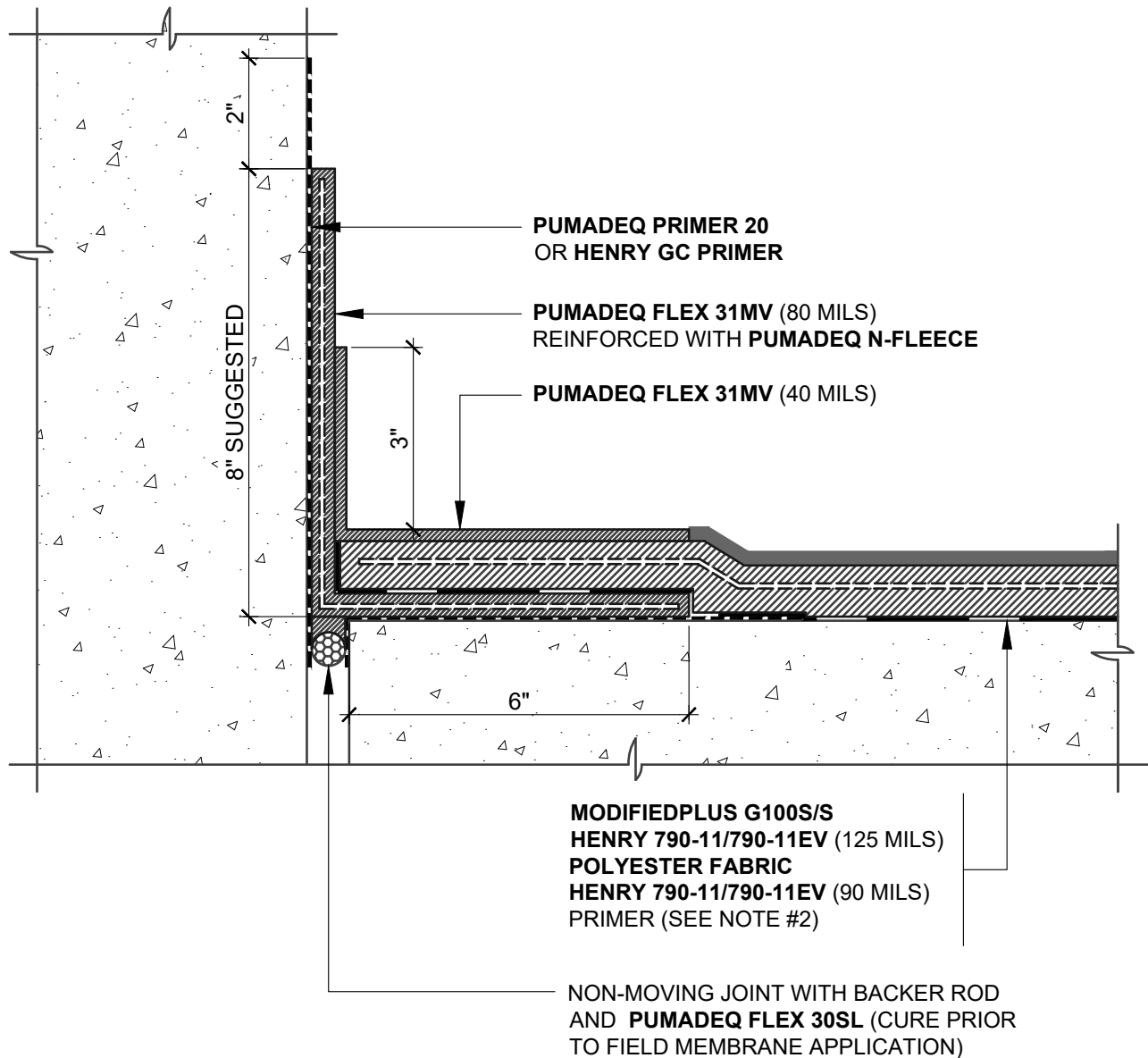
CURB FLASHING

**CORNER FLASHING AT UPTURN
HENRY 790-11/790-11EV AND PUMADEC SYSTEM**

SCALE: N.T.S.

07-08-2019

790-11-TID-3C2



NOTES:

1. DETAIL SHOWS **HENRY 790-11/790-11EV** FIELD MEMBRANE WITH HENRY **PUMADEC SYSTEM** FLASHING. SUBSTRATE SHOWN IS FOR REFERENCE ONLY. REFER TO PRODUCT SPECIFIC TECHNICAL DATA SHEET FOR AUTHORIZED SUBSTRATES.
2. RECOMMENDED HENRY ADHESIVE/PRIMER FOR **HENRY 790-11/790-11EV** INCLUDE: **HENRY 910-01 ASPHALT PRIMER** OR **HENRY 930-18 POLYMER MODIFIED ADHESIVE**. REFER TO PRODUCT SPECIFIC TECHNICAL DATA SHEET TO CONFIRM VOC COMPLIANCE.
3. PREPARE AND PRIME VERTICAL SUBSTRATES A MINIMUM 2" BEYOND **PUMADEC SYSTEM** APPLICATION IN ACCORDANCE WITH HENRY **PUMADEC SYSTEM** SUBSTRATE PREPARATION GUIDELINES.
4. BACK COAT FLEECE ON VERTICAL SUBSTRATE WITH **PUMADEC FLEX 31MV**.
5. HENRY OFFERS PAVERS, RIGID INSULATION, AND/OR PREFABRICATED DRAINAGE COMPOSITES AS A SINGLE SOURCE WARRANTY OPTION PER PROJECT SPECIFIC REQUIREMENTS. CONTACT HENRY FOR SYSTEM CONFIGURATIONS AND WARRANTY OPTIONS.
6. REFER TO PRODUCT SPECIFIC GUIDE SPECIFICATION FOR RECOMMENDED INSTALLATION PROCEDURES.

Henry[®]

999 N. Pacific Coast Highway, Suite 800
El Segundo, CA 90245
800-486-1278 • www.henry.com

MANUFACTURER GUIDE DETAILS ARE FOR REFERENCE ONLY. HENRY DOES NOT ASSUME RESPONSIBILITY FOR ERRORS OR DEVIATIONS IN DESIGN OR ENGINEERING. PROJECT SPECIFIC VERIFICATION IS RECOMMENDED PRIOR TO INSTALLATION.

HENRY 790-11/790-11EV AND PUMADEC SYSTEM TIE IN

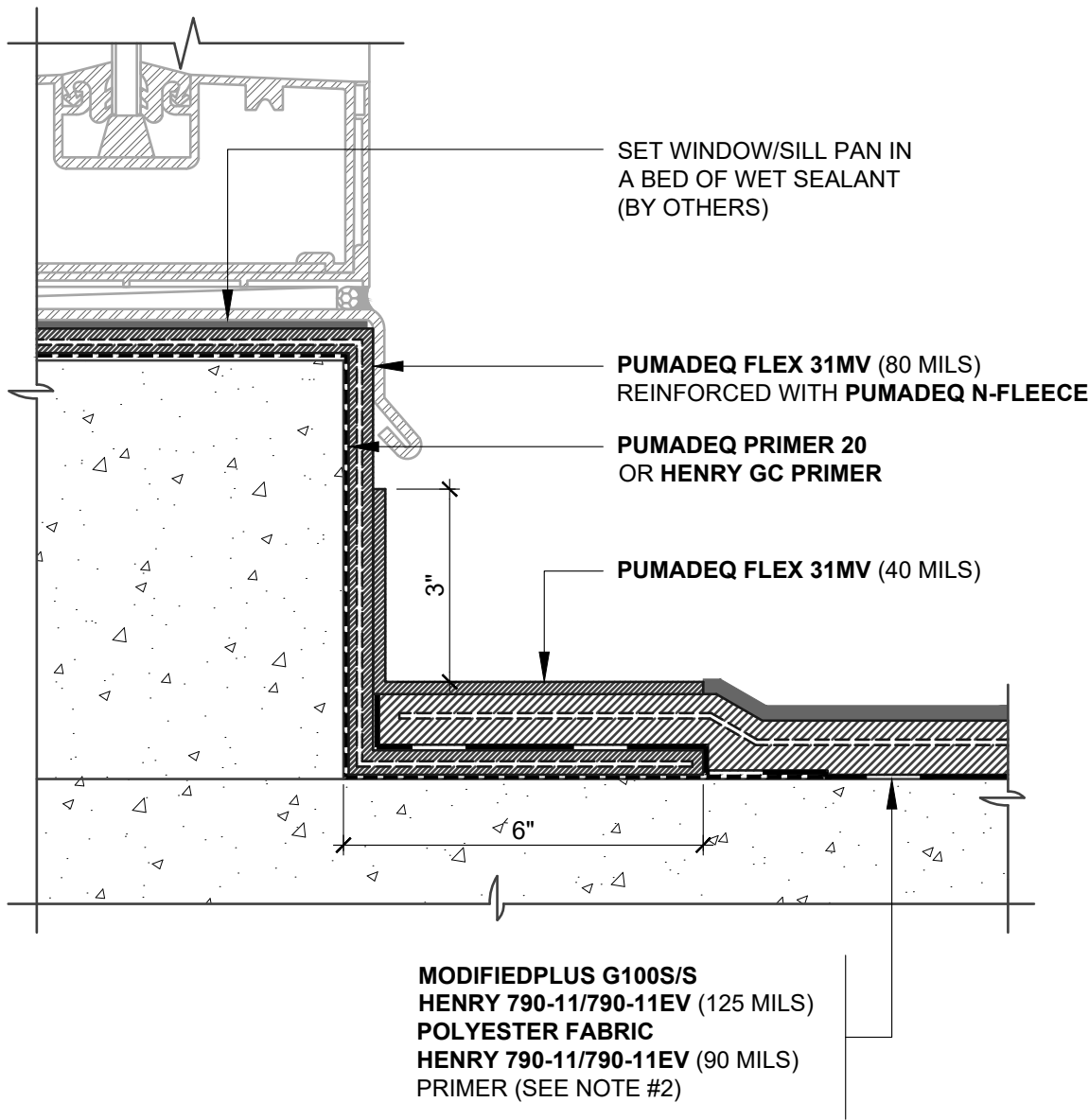
NON-MOVING JOINT

**CORNER FLASHING AT UPTURN
HENRY 790-11/790-11EV AND PUMADEC SYSTEM**

SCALE: N.T.S.

07-08-2019

790-11-TID-3C3



NOTES:

1. DETAIL SHOWS **HENRY 790-11/790-11EV** FIELD MEMBRANE WITH HENRY **PUMADEC SYSTEM** FLASHING. SUBSTRATE SHOWN IS FOR REFERENCE ONLY. REFER TO PRODUCT SPECIFIC TECHNICAL DATA SHEET FOR AUTHORIZED SUBSTRATES.
2. RECOMMENDED HENRY ADHESIVE/PRIMER FOR **HENRY 790-11/790-11EV** INCLUDE: **HENRY 910-01 ASPHALT PRIMER** OR **HENRY 930-18 POLYMER MODIFIED ADHESIVE**. REFER TO PRODUCT SPECIFIC TECHNICAL DATA SHEET TO CONFIRM VOC COMPLIANCE.
3. PREPARE AND PRIME VERTICAL SUBSTRATES A MINIMUM 2" BEYOND **PUMADEC SYSTEM** APPLICATION IN ACCORDANCE WITH HENRY **PUMADEC SYSTEM** SUBSTRATE PREPARATION GUIDELINES.
4. BACK COAT FLEECE ON VERTICAL SUBSTRATE WITH **PUMADEC FLEX 31MV**.
5. HENRY OFFERS PAVERS, RIGID INSULATION, AND/OR PREFABRICATED DRAINAGE COMPOSITES AS A SINGLE SOURCE WARRANTY OPTION PER PROJECT SPECIFIC REQUIREMENTS. CONTACT HENRY FOR SYSTEM CONFIGURATIONS AND WARRANTY OPTIONS.
6. REFER TO PRODUCT SPECIFIC GUIDE SPECIFICATION FOR RECOMMENDED INSTALLATION PROCEDURES.

Henry[®]

999 N. Pacific Coast Highway, Suite 800
El Segundo, CA 90245
800-486-1278 • www.henry.com

MANUFACTURER GUIDE DETAILS ARE FOR REFERENCE ONLY. HENRY DOES NOT ASSUME RESPONSIBILITY FOR ERRORS OR DEVIATIONS IN DESIGN OR ENGINEERING. PROJECT SPECIFIC VERIFICATION IS RECOMMENDED PRIOR TO INSTALLATION.

HENRY 790-11/790-11EV AND PUMADEC SYSTEM TIE IN

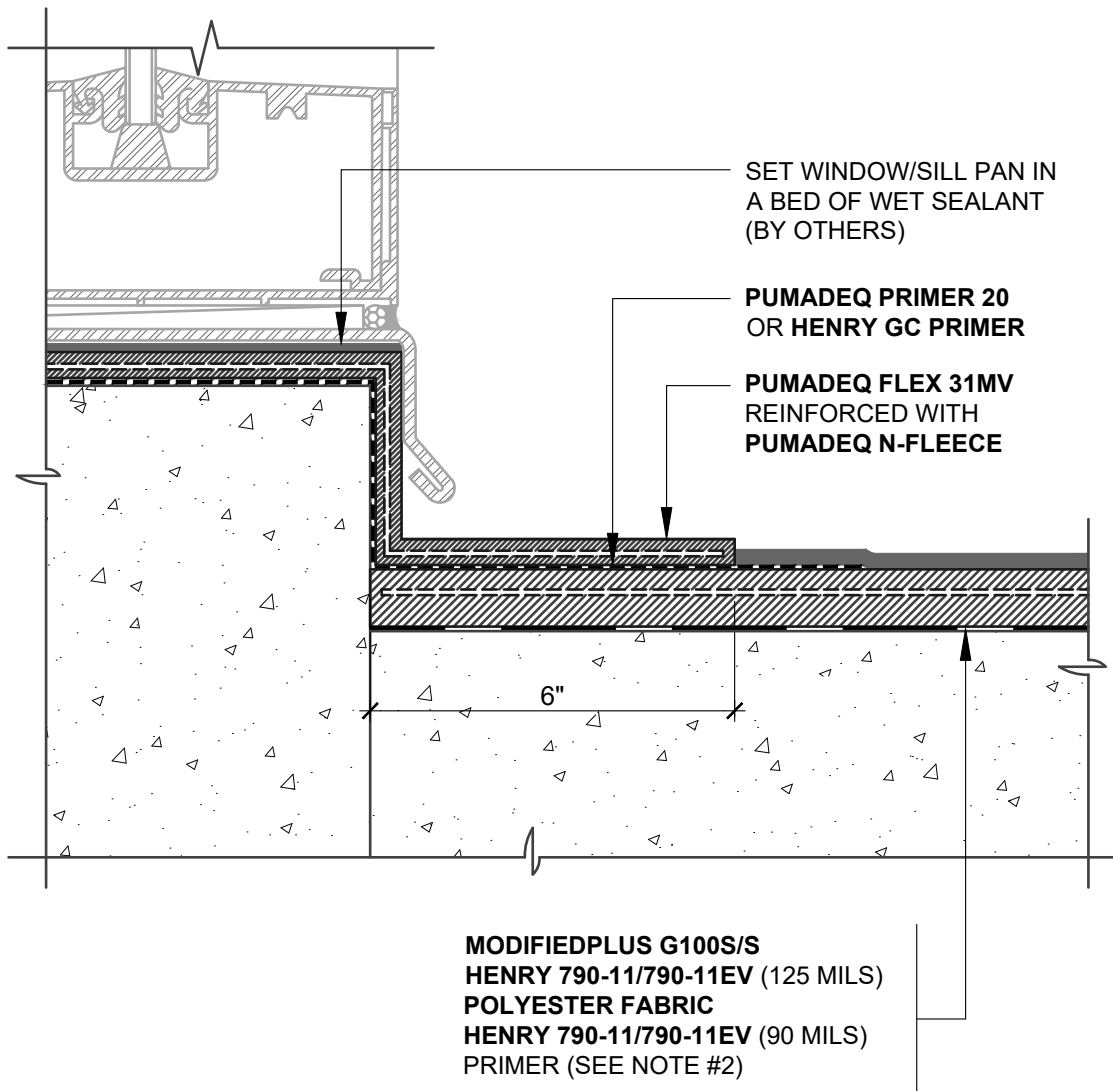
CURB FLASHING

**CORNER FLASHING AT WINDOW SILL CURB
HENRY 790-11/790-11EV AND PUMADEC SYSTEM**

SCALE: N.T.S.

07-08-2019

790-11-TID-3C4



NOTES:

1. DETAIL SHOWS **HENRY 790-11/790-11EV** FIELD MEMBRANE WITH HENRY **PUMADEC SYSTEM** FLASHING. SUBSTRATE SHOWN IS FOR REFERENCE ONLY. REFER TO PRODUCT SPECIFIC TECHNICAL DATA SHEET FOR AUTHORIZED SUBSTRATES.
2. RECOMMENDED HENRY ADHESIVE/PRIMER FOR **HENRY 790-11/790-11EV** INCLUDE: **HENRY 910-01 ASPHALT PRIMER** OR **HENRY 930-18 POLYMER MODIFIED ADHESIVE**. REFER TO PRODUCT SPECIFIC TECHNICAL DATA SHEET TO CONFIRM VOC COMPLIANCE.
3. PREPARE AND PRIME VERTICAL SUBSTRATES A MINIMUM 2" BEYOND **PUMADEC SYSTEM** APPLICATION IN ACCORDANCE WITH HENRY **PUMADEC SYSTEM** SUBSTRATE PREPARATION GUIDELINES.
4. BACK COAT FLEECE ON VERTICAL SUBSTRATE WITH **PUMADEC FLEX 31MV**.
5. HENRY OFFERS PAVERS, RIGID INSULATION, AND/OR PREFABRICATED DRAINAGE COMPOSITES AS A SINGLE SOURCE WARRANTY OPTION PER PROJECT SPECIFIC REQUIREMENTS. CONTACT HENRY FOR SYSTEM CONFIGURATIONS AND WARRANTY OPTIONS.
6. REFER TO PRODUCT SPECIFIC GUIDE SPECIFICATION FOR RECOMMENDED INSTALLATION PROCEDURES.

Henry[®]

999 N. Pacific Coast Highway, Suite 800
El Segundo, CA 90245
800-486-1278 • www.henry.com

MANUFACTURER GUIDE DETAILS ARE FOR REFERENCE ONLY. HENRY DOES NOT ASSUME RESPONSIBILITY FOR ERRORS OR DEVIATIONS IN DESIGN OR ENGINEERING. PROJECT SPECIFIC VERIFICATION IS RECOMMENDED PRIOR TO INSTALLATION.

HENRY 790-11/790-11EV AND PUMADEC SYSTEM TIE IN

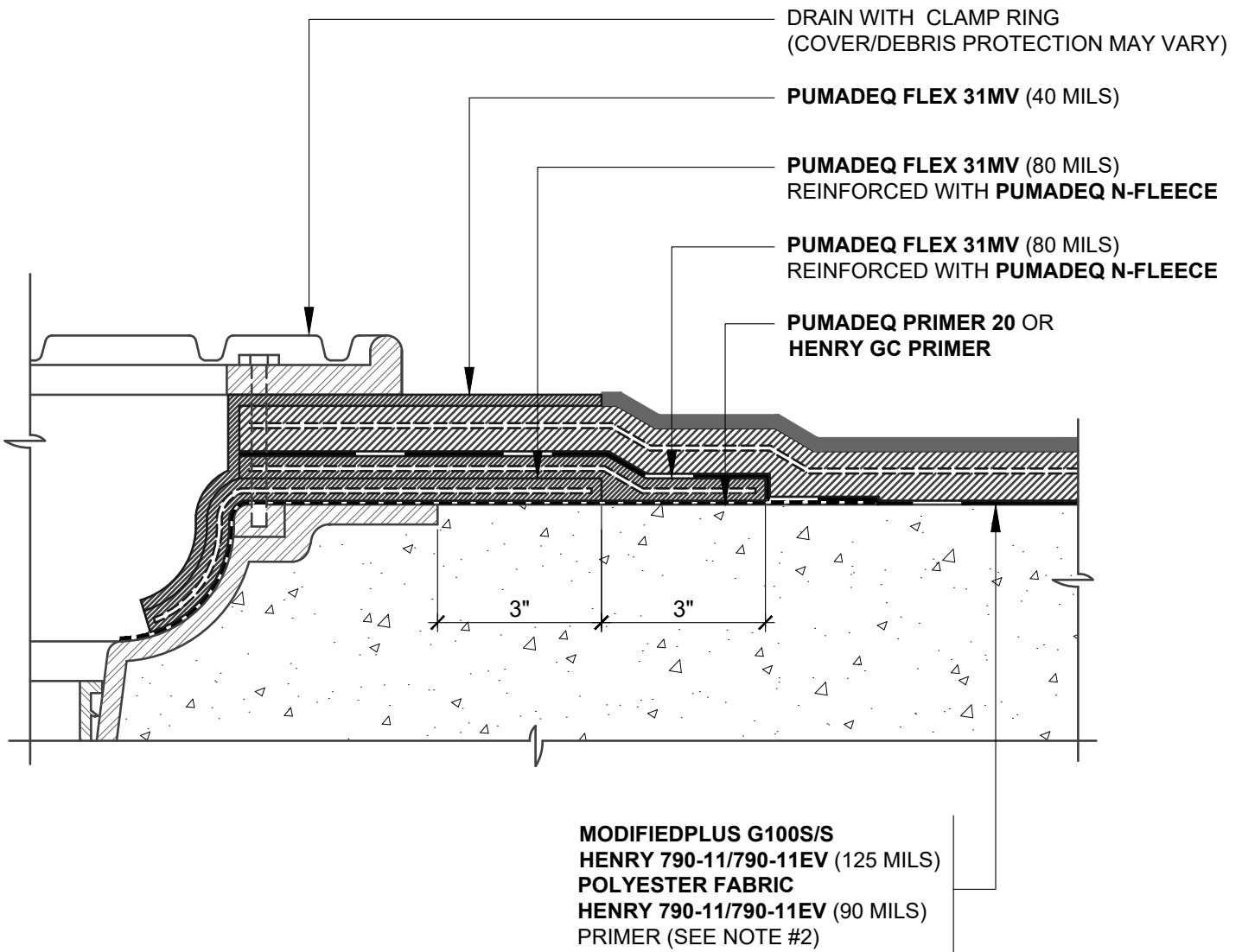
CURB FLASHING

**CORNER FLASHING AT WINDOW SILL CURB
HENRY 790-11/790-11EV AND PUMADEC SYSTEM**

SCALE: N.T.S.

07-08-2019

790-11-TID-3C5



NOTES:

1. DETAIL SHOWS **HENRY 790-11/790-11EV** FIELD MEMBRANE WITH HENRY **PUMADEC SYSTEM** FLASHING. SUBSTRATE SHOWN IS FOR REFERENCE ONLY. REFER TO PRODUCT SPECIFIC TECHNICAL DATA SHEET FOR AUTHORIZED SUBSTRATES.
2. RECOMMENDED HENRY ADHESIVE/PRIMER FOR **HENRY 790-11/790-11EV** INCLUDE: **HENRY 910-01 ASPHALT PRIMER** OR **HENRY 930-18 POLYMER MODIFIED ADHESIVE**. REFER TO PRODUCT SPECIFIC TECHNICAL DATA SHEET TO CONFIRM VOC COMPLIANCE.
3. PREPARE AND PRIME VERTICAL SUBSTRATES A MINIMUM 2" BEYOND **PUMADEC SYSTEM** APPLICATION IN ACCORDANCE WITH HENRY **PUMADEC SYSTEM** SUBSTRATE PREPARATION GUIDELINES.
4. BACK COAT FLEECE ON VERTICAL SUBSTRATE WITH **PUMADEC FLEX 31MV**.
5. HENRY OFFERS PAVERS, RIGID INSULATION, AND/OR PREFABRICATED DRAINAGE COMPOSITES AS A SINGLE SOURCE WARRANTY OPTION PER PROJECT SPECIFIC REQUIREMENTS. CONTACT HENRY FOR SYSTEM CONFIGURATIONS AND WARRANTY OPTIONS.
6. REFER TO PRODUCT SPECIFIC GUIDE SPECIFICATION FOR RECOMMENDED INSTALLATION PROCEDURES.

Henry[®]

999 N. Pacific Coast Highway, Suite 800
El Segundo, CA 90245
800-486-1278 • www.henry.com

MANUFACTURER GUIDE DETAILS ARE FOR REFERENCE ONLY. HENRY DOES NOT ASSUME RESPONSIBILITY FOR ERRORS OR DEVIATIONS IN DESIGN OR ENGINEERING. PROJECT SPECIFIC VERIFICATION IS RECOMMENDED PRIOR TO INSTALLATION.

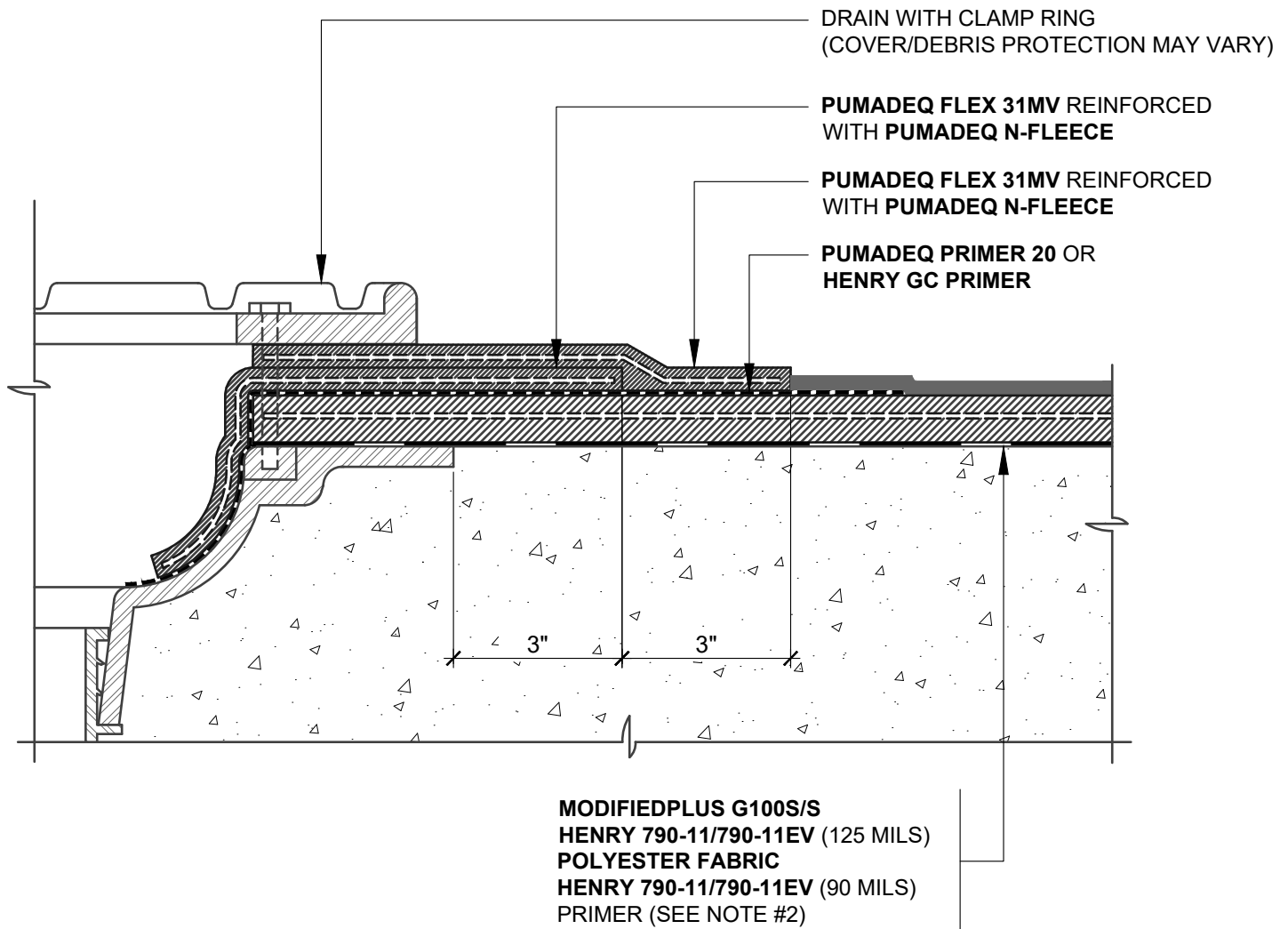
HENRY 790-11/790-11EV AND PUMADEC SYSTEM TIE IN

**DRAIN -CLAMPING RING
FLASHING AT DRAIN WITH CLAMPING RING
HENRY 790-11/790-11EV AND PUMADEC SYSTEM**

SCALE: N.T.S.

07-08-2019

790-11-TID-3D1



NOTES:

1. DETAIL SHOWS **HENRY 790-11/790-11EV** FIELD MEMBRANE WITH HENRY **PUMADEC SYSTEM** FLASHING. SUBSTRATE SHOWN IS FOR REFERENCE ONLY. REFER TO PRODUCT SPECIFIC TECHNICAL DATA SHEET FOR AUTHORIZED SUBSTRATES.
2. RECOMMENDED HENRY ADHESIVE/PRIMER FOR **HENRY 790-11/790-11EV** INCLUDE: **HENRY 910-01 ASPHALT PRIMER** OR **HENRY 930-18 POLYMER MODIFIED ADHESIVE**. REFER TO PRODUCT SPECIFIC TECHNICAL DATA SHEET TO CONFIRM VOC COMPLIANCE.
3. PREPARE AND PRIME VERTICAL SUBSTRATES A MINIMUM 2" BEYOND **PUMADEC SYSTEM** APPLICATION IN ACCORDANCE WITH HENRY **PUMADEC SYSTEM** SUBSTRATE PREPARATION GUIDELINES.
4. BACK COAT FLEECE ON VERTICAL SUBSTRATE WITH **PUMADEC FLEX 31MV**.
5. HENRY OFFERS PAVERS, RIGID INSULATION, AND/OR PREFABRICATED DRAINAGE COMPOSITES AS A SINGLE SOURCE WARRANTY OPTION PER PROJECT SPECIFIC REQUIREMENTS. CONTACT HENRY FOR SYSTEM CONFIGURATIONS AND WARRANTY OPTIONS.
6. REFER TO PRODUCT SPECIFIC GUIDE SPECIFICATION FOR RECOMMENDED INSTALLATION PROCEDURES.

Henry[®]

999 N. Pacific Coast Highway, Suite 800
El Segundo, CA 90245
800-486-1278 • www.henry.com

MANUFACTURER GUIDE DETAILS ARE FOR REFERENCE ONLY. HENRY DOES NOT ASSUME RESPONSIBILITY FOR ERRORS OR DEVIATIONS IN DESIGN OR ENGINEERING. PROJECT SPECIFIC VERIFICATION IS RECOMMENDED PRIOR TO INSTALLATION.

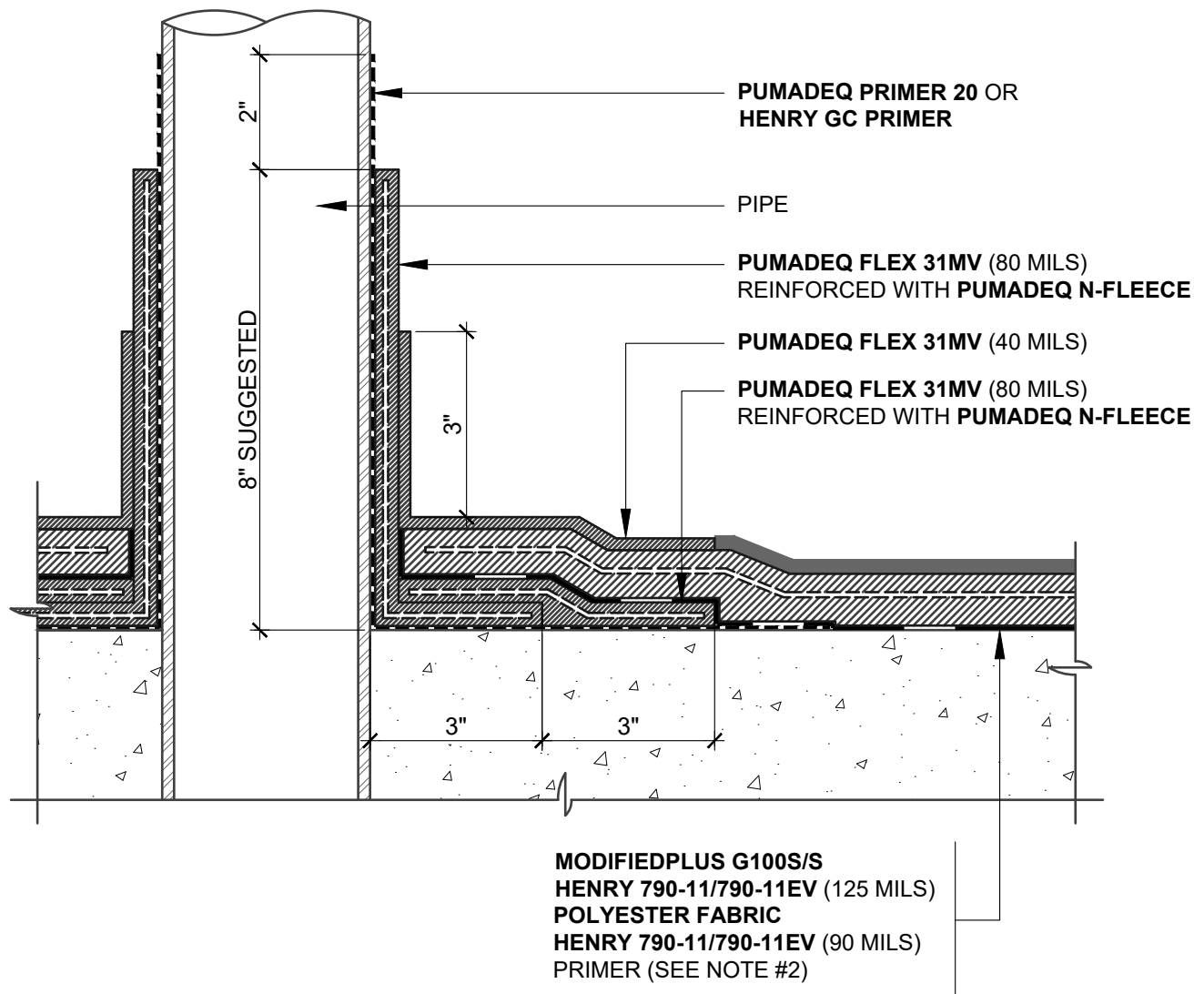
HENRY 790-11/790-11EV AND PUMADEC SYSTEM TIE IN

**DRAIN -CLAMPING RING
FLASHING AT DRAIN WITH CLAMPING RING
HENRY 790-11/790-11EV AND PUMADEC SYSTEM**

SCALE: N.T.S.

07-08-2019

790-11-TID-3D2



NOTES:

1. DETAIL SHOWS **HENRY 790-11/790-11EV** FIELD MEMBRANE WITH HENRY **PUMADEC SYSTEM** FLASHING. SUBSTRATE SHOWN IS FOR REFERENCE ONLY. REFER TO PRODUCT SPECIFIC TECHNICAL DATA SHEET FOR AUTHORIZED SUBSTRATES.
2. RECOMMENDED HENRY ADHESIVE/PRIMER FOR **HENRY 790-11/790-11EV** INCLUDE: **HENRY 910-01 ASPHALT PRIMER** OR **HENRY 930-18 POLYMER MODIFIED ADHESIVE**. REFER TO PRODUCT SPECIFIC TECHNICAL DATA SHEET TO CONFIRM VOC COMPLIANCE.
3. FORM A COOL SLEEVE AROUND PIPES HOTTER THAN 150 °F.
4. PREPARE AND PRIME VERTICAL SUBSTRATES A MINIMUM 2" BEYOND **PUMADEC SYSTEM** APPLICATION IN ACCORDANCE WITH HENRY **PUMADEC SYSTEM** SUBSTRATE PREPARATION GUIDELINES.
5. BACK COAT FLEECE ON VERTICAL SUBSTRATE WITH **PUMADEC FLEX 31MV**.
6. HENRY OFFERS PAVERS, RIGID INSULATION, AND/OR PREFABRICATED DRAINAGE COMPOSITES AS A SINGLE SOURCE WARRANTY OPTION PER PROJECT SPECIFIC REQUIREMENTS. CONTACT HENRY FOR SYSTEM CONFIGURATIONS AND WARRANTY OPTIONS.
7. REFER TO PRODUCT SPECIFIC GUIDE SPECIFICATION FOR RECOMMENDED INSTALLATION PROCEDURES.

Henry[®]

999 N. Pacific Coast Highway, Suite 800
 El Segundo, CA 90245
 800-486-1278 • www.henry.com

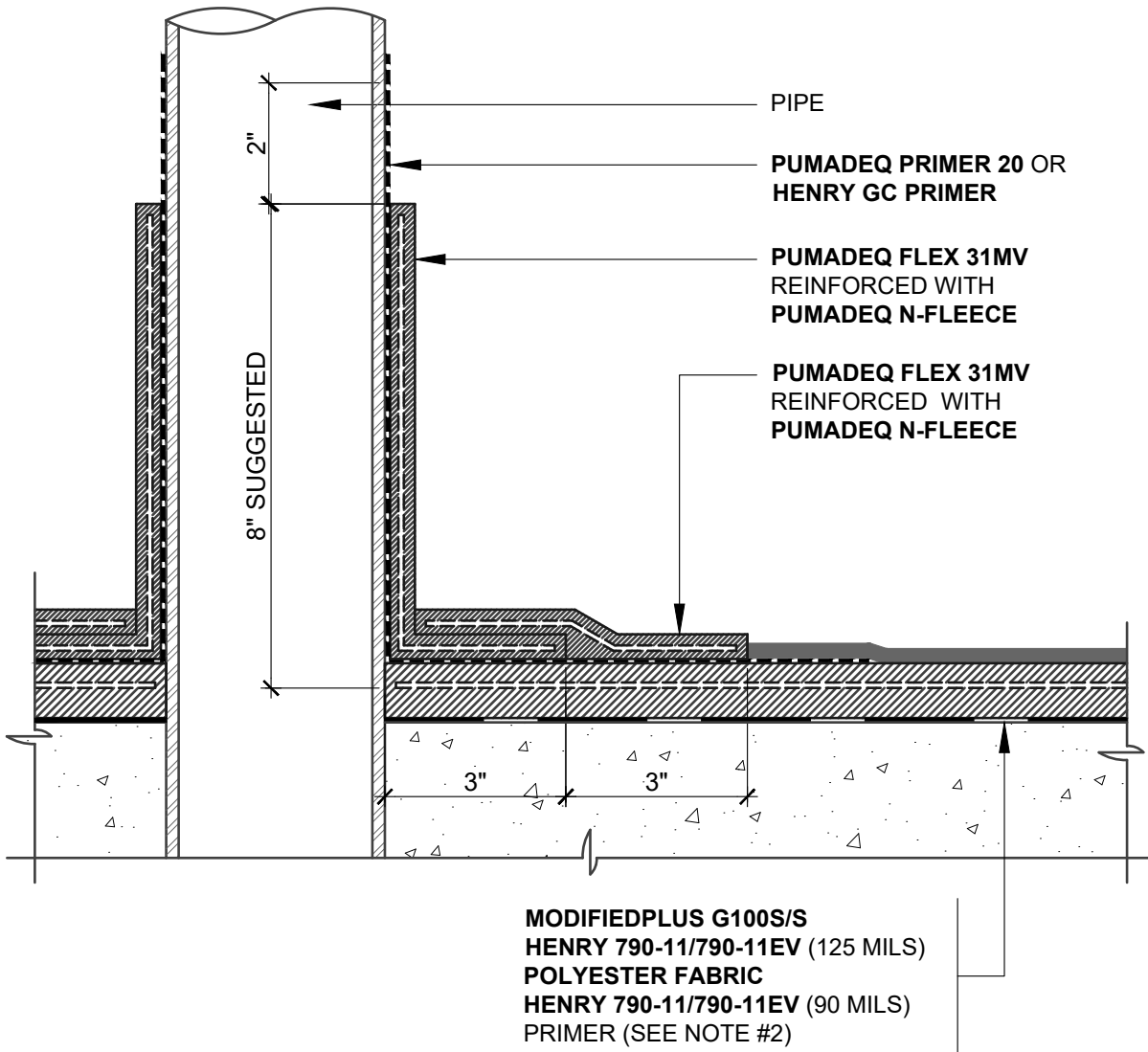
MANUFACTURER GUIDE DETAILS ARE FOR REFERENCE ONLY. HENRY DOES NOT ASSUME RESPONSIBILITY FOR ERRORS OR DEVIATIONS IN DESIGN OR ENGINEERING. PROJECT SPECIFIC VERIFICATION IS RECOMMENDED PRIOR TO INSTALLATION.

HENRY 790-11/790-11EV AND PUMADEC SYSTEM TIE IN

PIPE PENETRATION
FLASHING ON A HORIZONTAL SUBSTRATE
HENRY 790-11/790-11EV AND PUMADEC SYSTEM

SCALE: N.T.S. 08-26-2019

790-11-TID-3P1



MODIFIEDPLUS G100S/S
HENRY 790-11/790-11EV (125 MILS)
POLYESTER FABRIC
HENRY 790-11/790-11EV (90 MILS)
PRIMER (SEE NOTE #2)

NOTES:

1. DETAIL SHOWS **HENRY 790-11/790-11EV** FIELD MEMBRANE WITH HENRY **PUMADEC SYSTEM** FLASHING. SUBSTRATE SHOWN IS FOR REFERENCE ONLY. REFER TO PRODUCT SPECIFIC TECHNICAL DATA SHEET FOR AUTHORIZED SUBSTRATES.
2. RECOMMENDED HENRY ADHESIVE/PRIMER FOR **HENRY 790-11/790-11EV** INCLUDE: **HENRY 910-01 ASPHALT PRIMER** OR **HENRY 930-18 POLYMER MODIFIED ADHESIVE**. REFER TO PRODUCT SPECIFIC TECHNICAL DATA SHEET TO CONFIRM VOC COMPLIANCE.
3. FORM A COOL SLEEVE AROUND PIPES HOTTER THAN 150 °F.
4. PREPARE AND PRIME VERTICAL SUBSTRATES A MINIMUM 2" BEYOND **PUMADEC SYSTEM** APPLICATION IN ACCORDANCE WITH HENRY **PUMADEC SYSTEM** SUBSTRATE PREPARATION GUIDELINES.
5. BACK COAT FLEECE ON VERTICAL SUBSTRATE WITH **PUMADEC FLEX 31MV**.
6. HENRY OFFERS PAVERS, RIGID INSULATION, AND/OR PREFABRICATED DRAINAGE COMPOSITES AS A SINGLE SOURCE WARRANTY OPTION PER PROJECT SPECIFIC REQUIREMENTS. CONTACT HENRY FOR SYSTEM CONFIGURATIONS AND WARRANTY OPTIONS.
7. REFER TO PRODUCT SPECIFIC GUIDE SPECIFICATION FOR RECOMMENDED INSTALLATION PROCEDURES.

Henry[®]

999 N. Pacific Coast Highway, Suite 800
 El Segundo, CA 90245
 800-486-1278 • www.henry.com

MANUFACTURER GUIDE DETAILS ARE FOR REFERENCE ONLY. HENRY DOES NOT ASSUME RESPONSIBILITY FOR ERRORS OR DEVIATIONS IN DESIGN OR ENGINEERING. PROJECT SPECIFIC VERIFICATION IS RECOMMENDED PRIOR TO INSTALLATION.

HENRY 790-11/790-11EV AND PUMADEC SYSTEM TIE IN

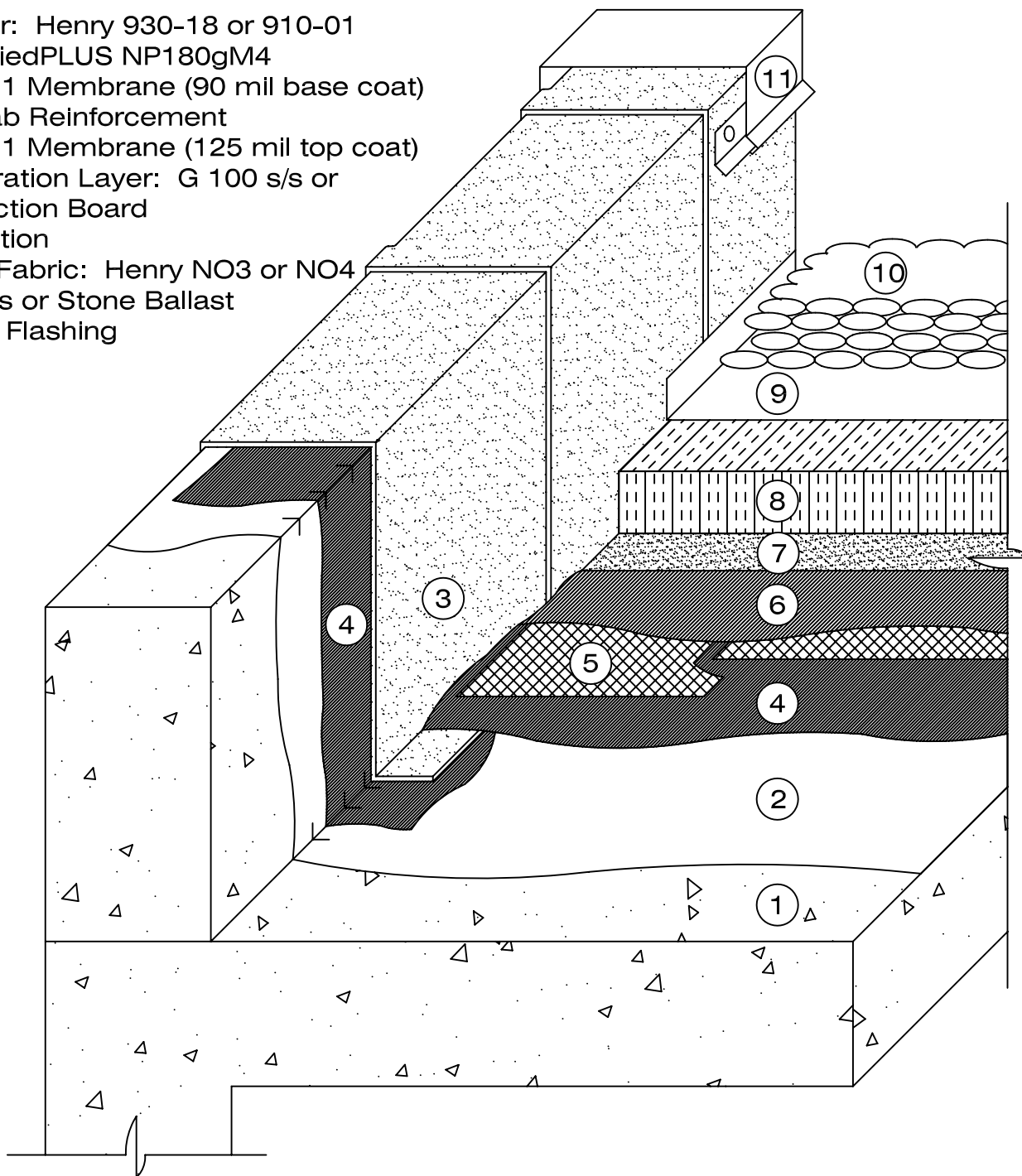
PIPE PENETRATION
FLASHING ON A HORIZONTAL SUBSTRATE
HENRY 790-11/790-11EV AND PUMADEC SYSTEM

SCALE: N.T.S.

07-08-2019

790-11-TID-3P2

1. Deck
2. Primer: Henry 930-18 or 910-01
3. modifiedPLUS NP180gM4
4. 790-11 Membrane (90 mil base coat)
5. Polyfab Reinforcement
6. 790-11 Membrane (125 mil top coat)
7. Separation Layer: G 100 s/s or Protection Board
8. Insulation
9. Filter Fabric: Henry NO3 or NO4
10. Pavers or Stone Ballast
11. Metal Flashing



Notes:

1. System detail showing modifiedPLUS NP180gM4 modified bitumen sheet as the flashing membrane. The NP180gM4 is embedded in a 3mm (125mil) coat of 790-11 hot applied rubberized asphalt.
2. The modifiedPLUS NP180gM4 membrane has a ceramic granule surface which is designed to be an exposed finished surface.

Henry
COMPANY

790-11 MEMBRANE P.M.R. ASSEMBLY

SCALE: N.T.S.

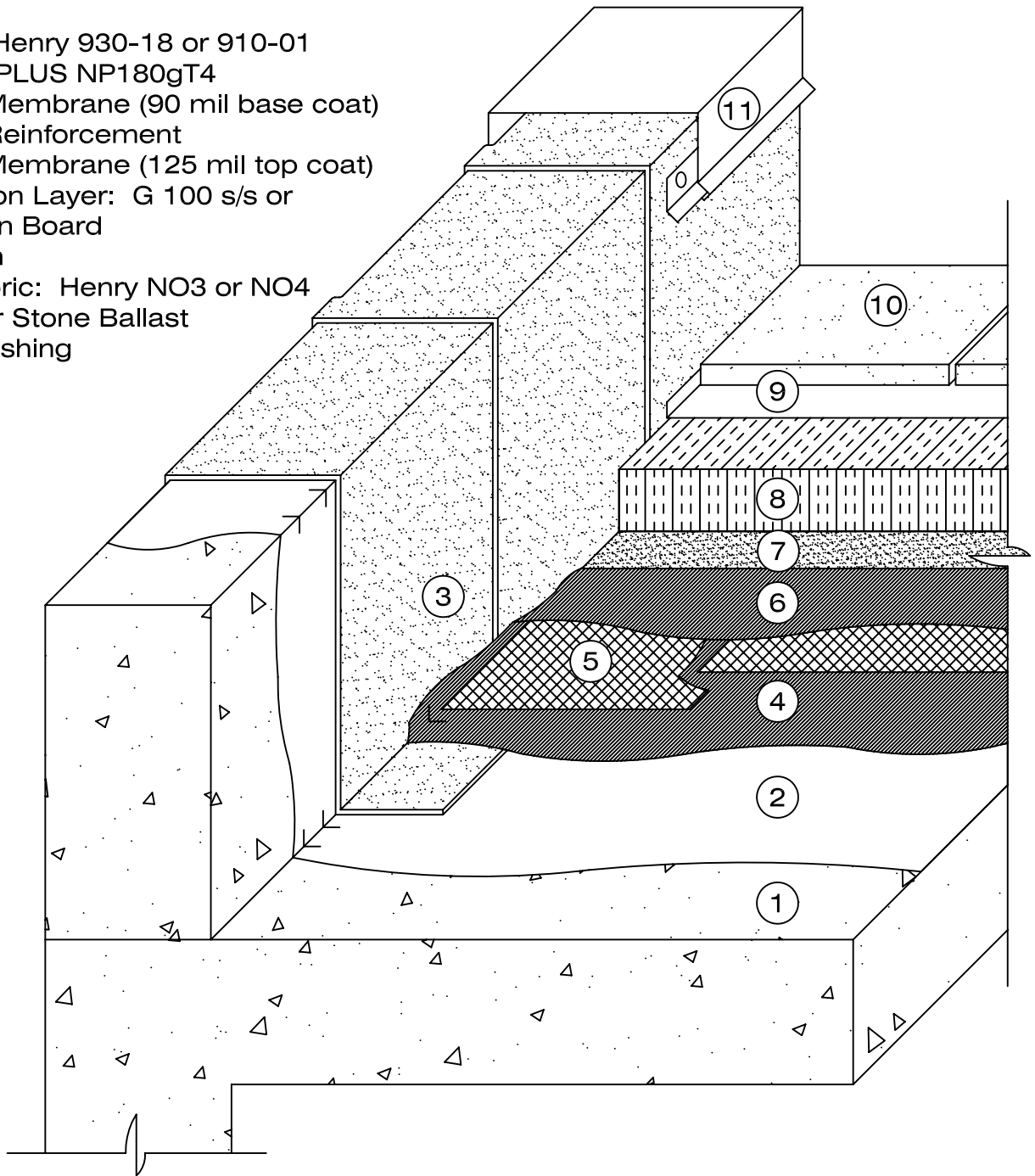
CONCRETE DECK - PARAPET

FIT TO PAPER

**SBS FLASHING
SYSTEM DETAIL**

HR-H102

1. Deck
2. Primer: Henry 930-18 or 910-01
3. modifiedPLUS NP180gT4
4. 790-11 Membrane (90 mil base coat)
5. Polyfab Reinforcement
6. 790-11 Membrane (125 mil top coat)
7. Separation Layer: G 100 s/s or Protection Board
8. Insulation
9. Filter Fabric: Henry NO3 or NO4
10. Pavers or Stone Ballast
11. Metal Flashing



Notes:

1. System detail showing modifiedPLUS NP180gT4 modified bitumen sheet as the flashing membrane. The NP180gT4 is thermofused to the substrate prior to application of the 790-11 hot applied rubberized asphalt.
2. Drainage layers are optional on all 790-11 details and should be positioned above the insulation layer.
3. The modifiedPLUS NP180gT4 membrane has a ceramic granule surface which is designed to be an exposed finished surface.

Henry
COMPANY®

790-11 MEMBRANE P.M.R. ASSEMBLY

SCALE: N.T.S.

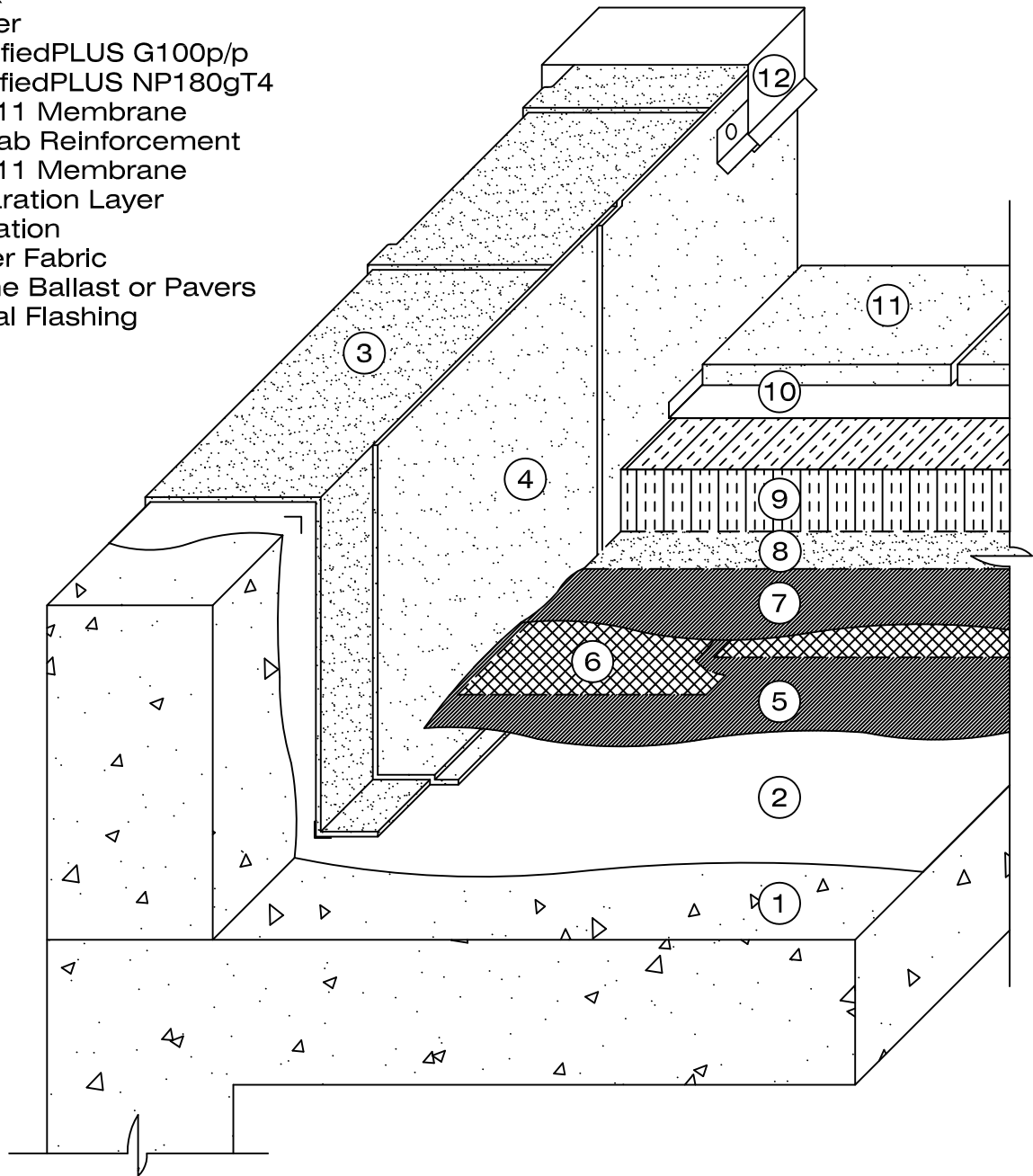
CONCRETE DECK - PARAPET

FIT TO PAPER

**THERMOFUSED
SBS SYS. DETAIL**

HR-H103

1. Deck
2. Primer
3. modifiedPLUS G100p/p
4. modifiedPLUS NP180gT4
5. 790-11 Membrane
6. Polyfab Reinforcement
7. 790-11 Membrane
8. Separation Layer
9. Insulation
10. Filter Fabric
11. Stone Ballast or Pavers
12. Metal Flashing



Notes:

1. System detail showing modifiedPLUS G100 p/p and a modifiedPLUS NP180gT4 cap sheet, as a two ply thermofused SBS modified bitumen membrane system.
2. The two SBS modified bitumen membranes are typically thermofused in place prior to applying the 790-11 membrane system.
3. The primers for the 790-11 and the modifiedPLUS membranes are the same. Use with 930-18, a polymer modified primer, or 910-01, an asphalt penetrating primer.
4. Alternately, for wood parapet use modifiedPLUS NP180 Tack Sheet, a self-adhered base sheet, in place of the modifiedPLUS G100 p/p. Use 900-34 primer for the modifiedPLUS NP180 Tack Sheet.

Henry
COMPANY®

790-11 MEMBRANE P.M.R.ASSEMBLY

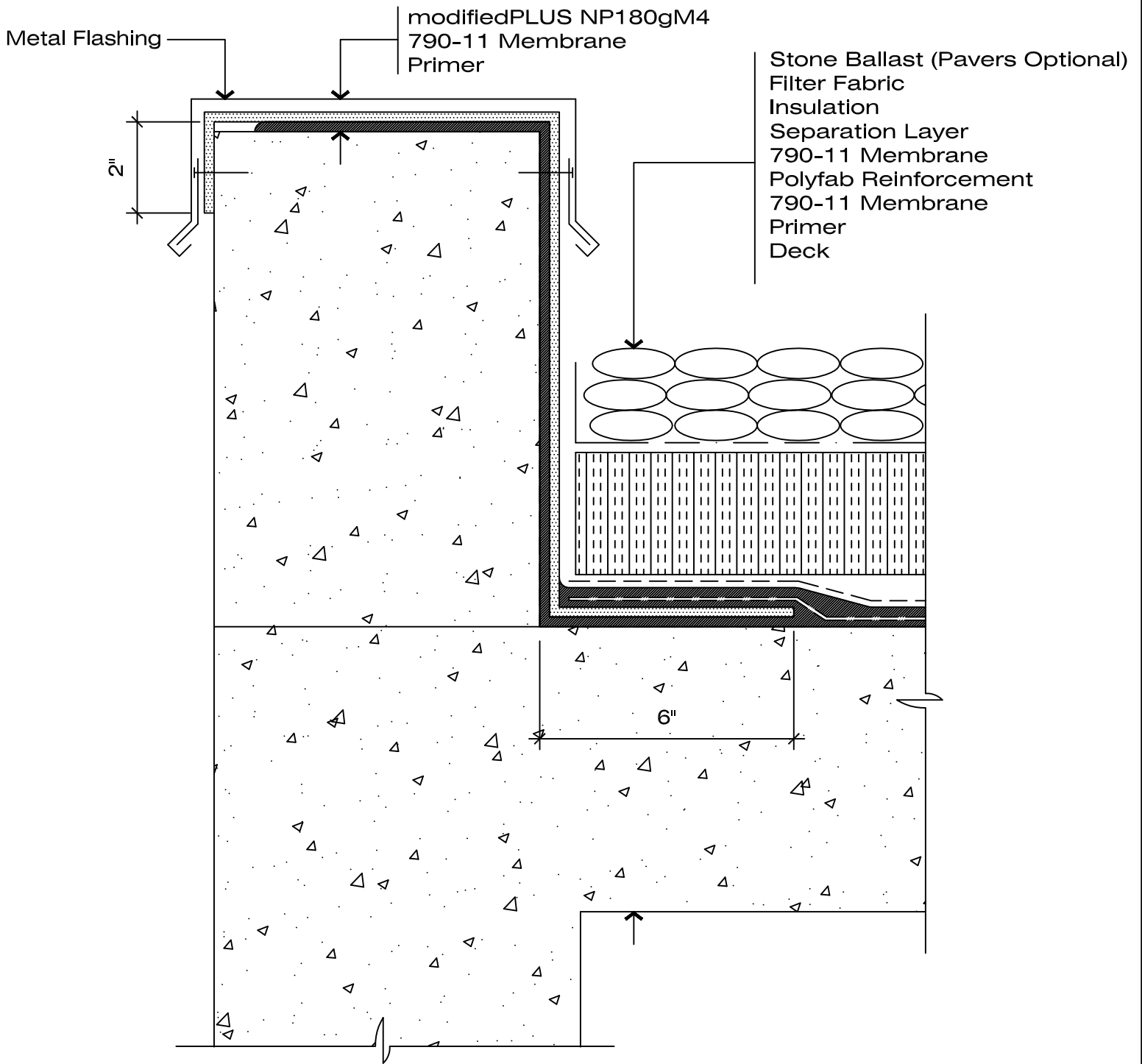
SCALE: N.T.S.

CONCRETE DECK - PARAPET

FIT TO PAPER

**2-P THERMOFUSED
SBS SYS. DETAIL**

HR-H104



Notes:

1. The modifiedPLUS membrane cap sheet must be mechanically fastened @ 8" o.c. along the outside area. Fasten on inside as required for metal flashing system.
2. Set granules in the modifiedPLUS NP180gM4 membrane using a heated trowel to improve the adhesion of the 790-11 membrane.
3. The modifiedPLUS NP180gM4 membrane has a ceramic granule surface which is designed to be an exposed finished surface.

Henry
COMPANY®

790-11 MEMBRANE P.M.R. ASSEMBLY

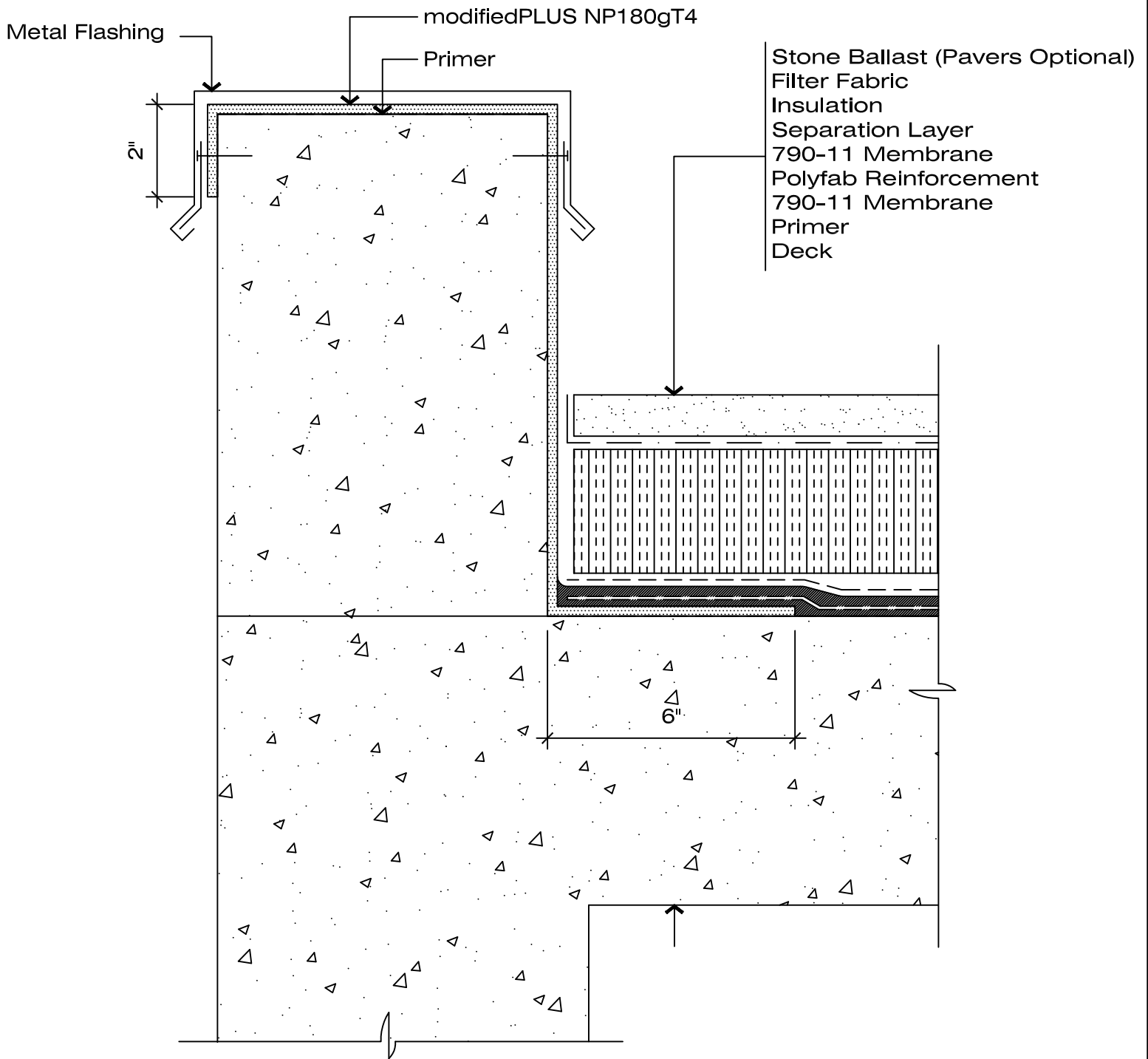
SCALE: N.T.S.

CONCRETE DECK - PARAPET

FIT TO PAPER

SBS
FLASHING DETAIL

HR-H106



Notes:

1. The modifiedPLUS NP180gT4 flashing membrane is thermofused to the primed substrate and can be left exposed.
2. The modifiedPLUS membrane must be mechanically fastened @ 8" o.c. along the outside face. Fasten on inside as required for metal flashing system.
3. Set granules in the modifiedPLUS NP180gT4 membrane using a heated trowel to improve adhesion of the 790-11 membrane.

Henry
COMPANY®

790-11 MEMBRANE P.M.R. ASSEMBLY

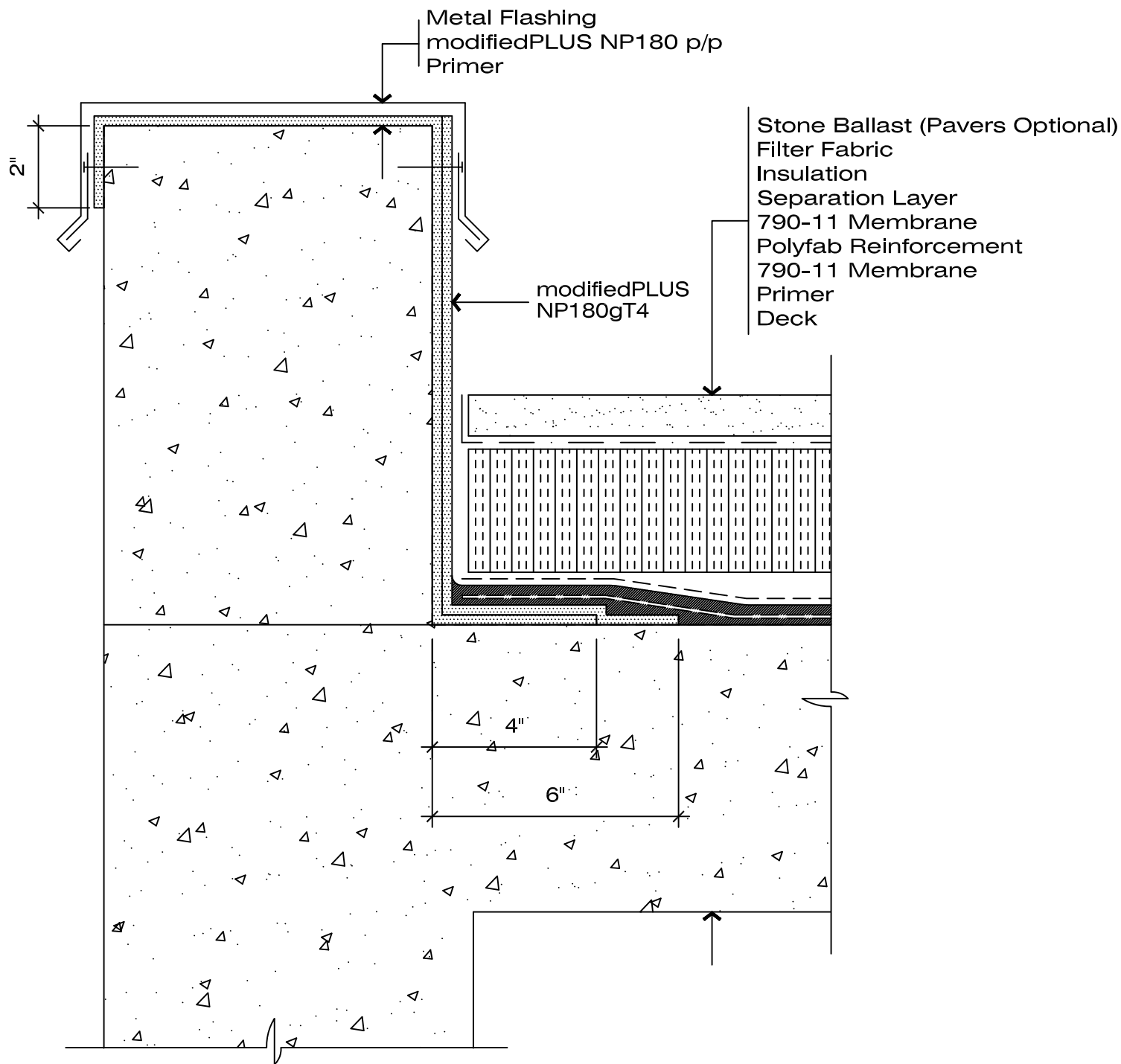
SCALE: N.T.S.

CONCRETE DECK - PARAPET

FIT TO PAPER

**THERMOFUSED
FLASHING DETAIL**

HR-H107



Notes:

1. The modifiedPLUS flashing membranes are thermofused to the primed substrate. The granulated cap sheet can be left exposed.
2. Alternatively, use modifiedPLUS NP180 Tack Sheet, a self-adhered base sheet flashing, and thermofuse the granulated cap sheet flashing over.
3. Prime with 930-18 or 910-01 when using thermofusible membrane. For self-adhered modifiedPLUS NP180 Tack Sheet use 930-18 primer.

Henry
COMPANY

790-11 MEMBRANE P.M.R. ASSEMBLY

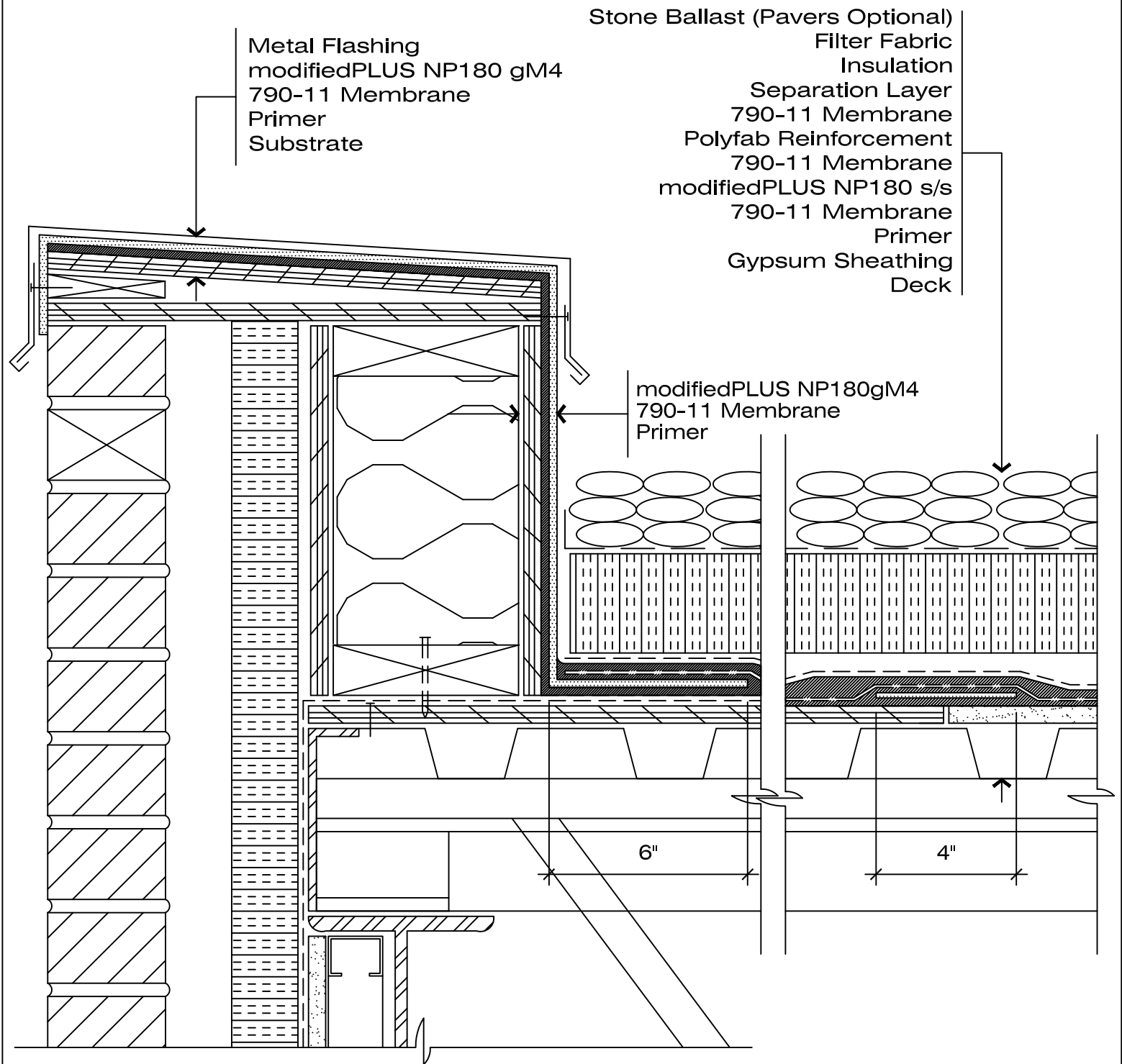
SCALE: N.T.S.

CONCRETE DECK - PARAPET

FIT TO PAPER

**2-P THERMOFUSED
FLASHING DETAIL**

HR-H108



Notes:

1. An air/vapor barrier transition membrane, such as Blueskin, is installed prior to the wood parapet. This ties the 790-11 system into the wall air/vapor barrier to maintain continuity.
2. Alternatively, the joints in the gypsum board roof deck may also be treated with 4" BlueskinSA or Neoflash w/ adhesive, prior to applying the 790-11 membrane system.



790-11 MEMBRANE P.M.R. ASSEMBLY

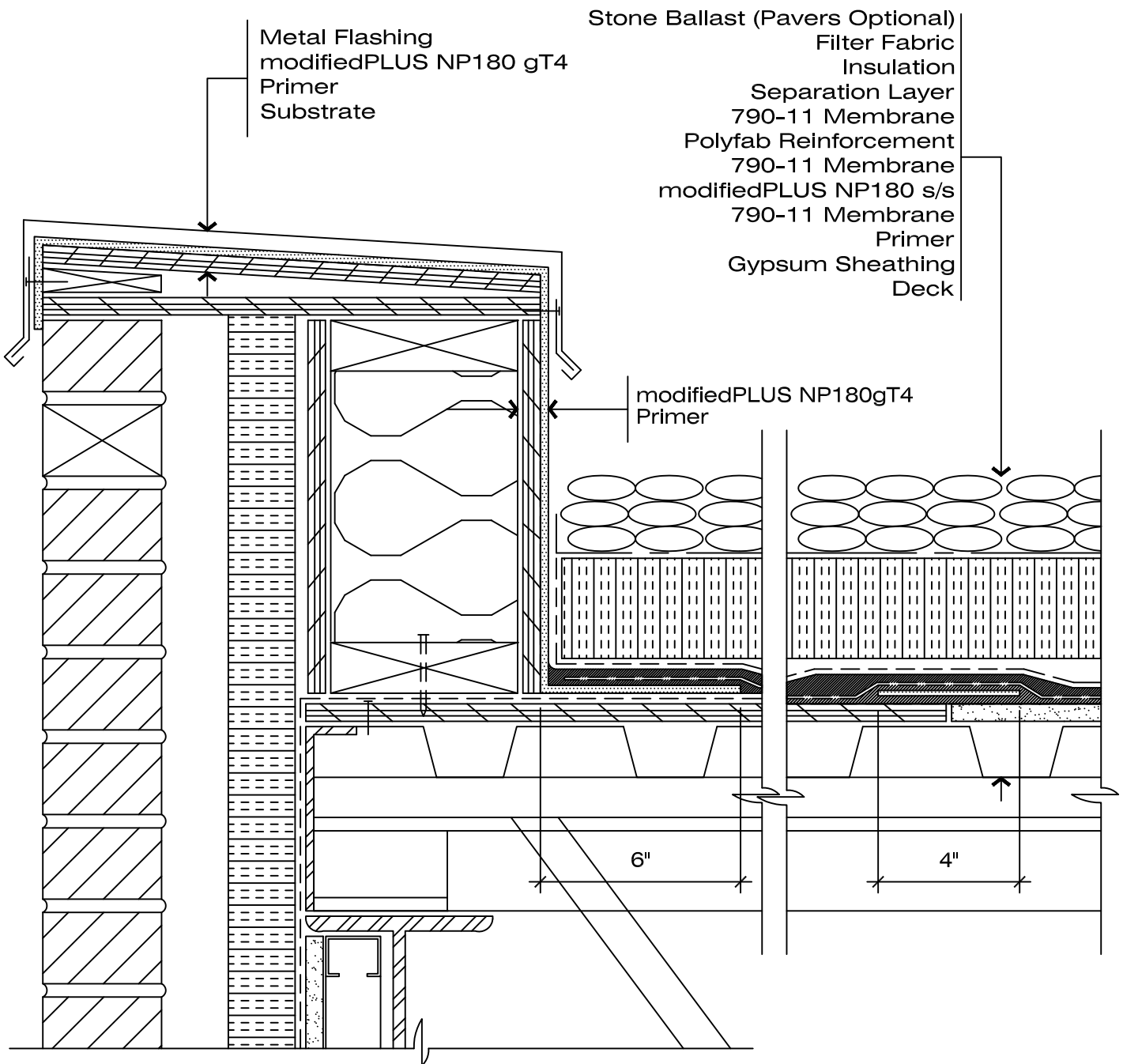
SCALE: N.T.S.

STEEL DECK / PLYWOOD PARAPET

FIT TO PAPER

**SBS
FLASHING DETAIL**

HR-H110



Notes:

1. The modifiedPLUS NP180gT4 flashing membrane is thermofused to the primed substrate and can be left exposed.
2. An air/vapor barrier transition membrane, such as Blueskin, is installed prior to building the wood parapet. This ties the 790-11 system into the wall air/vapor barrier to maintain continuity.
3. The modifiedPLUS membrane must be mechanically fastened at 8" o.c. along the outside face.
4. Set granules in the modifiedPLUS NP180gT4 membrane using a heated trowel to improve adhesion of the 790-11 membrane.
5. Alternatively, the joints in the gypsum board roof deck may also be treated with 4" Blueskin SA or Neoflash w/ adhesive, prior to applying the 790-11 membrane system.

Henry
COMPANY®

790-11 MEMBRANE P.M.R. ASSEMBLY

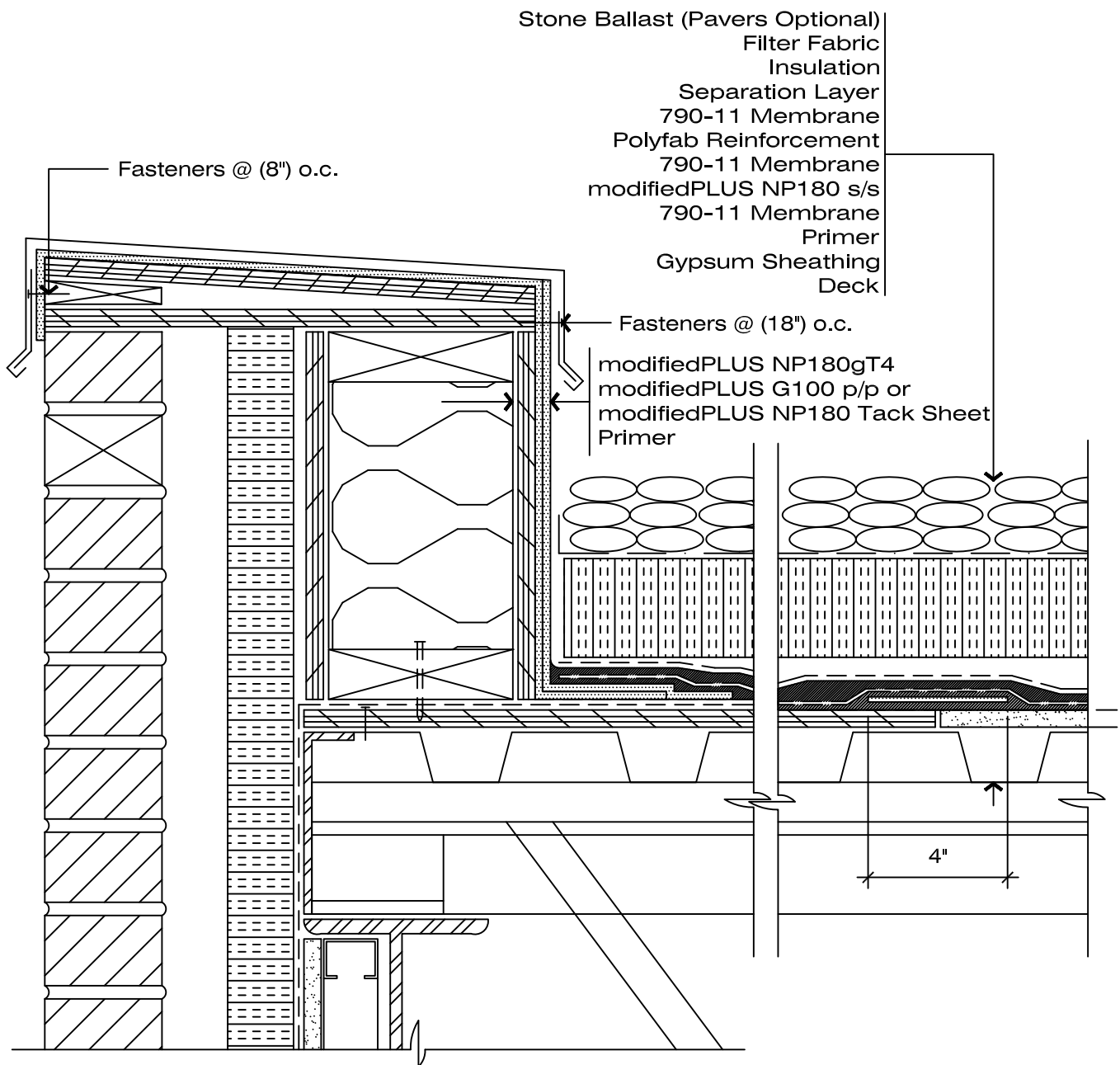
SCALE: N.T.S.

STEEL DECK / PLYWOOD PARAPET

FIT TO PAPER

**THERMOFUSED
FLASHING DETAIL**

HR-H111



Notes:

1. System detail showing modifiedPLUS G100 p/p base sheet and a modifiedPLUS NP180gT4 cap sheet, a two ply thermofused SBS modified bitumen flashing membrane system.
2. The two SBS modified bitumen membranes are typically thermofused in place prior to applying the 7900-11 membrane system.
3. The primers for the 790-11 and modifiedPLUS membranes are the same. Use with either 930-18, a polymer modified primer, or 910-01, an asphalt penetrating primer.
4. Alternatively, for wood parapets, use modifiedPLUS NP180 Tack Sheet, a self-adhered base sheet, in place of the modifiedPLUS G100 p/p. Use 930-18 primer for the modifiedPLUS NP180 Tack Sheet.
5. The joint between the plywood roof deck and the gypsum board roof deck may be reinforced with a 6" strip of modifiedPLUS NP180 s/s set in hot rubber. Alternatively, the joints in the gypsum board roof deck may also be treated with 4" Blueskin SA or Neoflash w/ adhesive, prior to applying the 790-11 membrane system.

Henry
 COMPANY

790-11 MEMBRANE P.M.R. ASSEMBLY

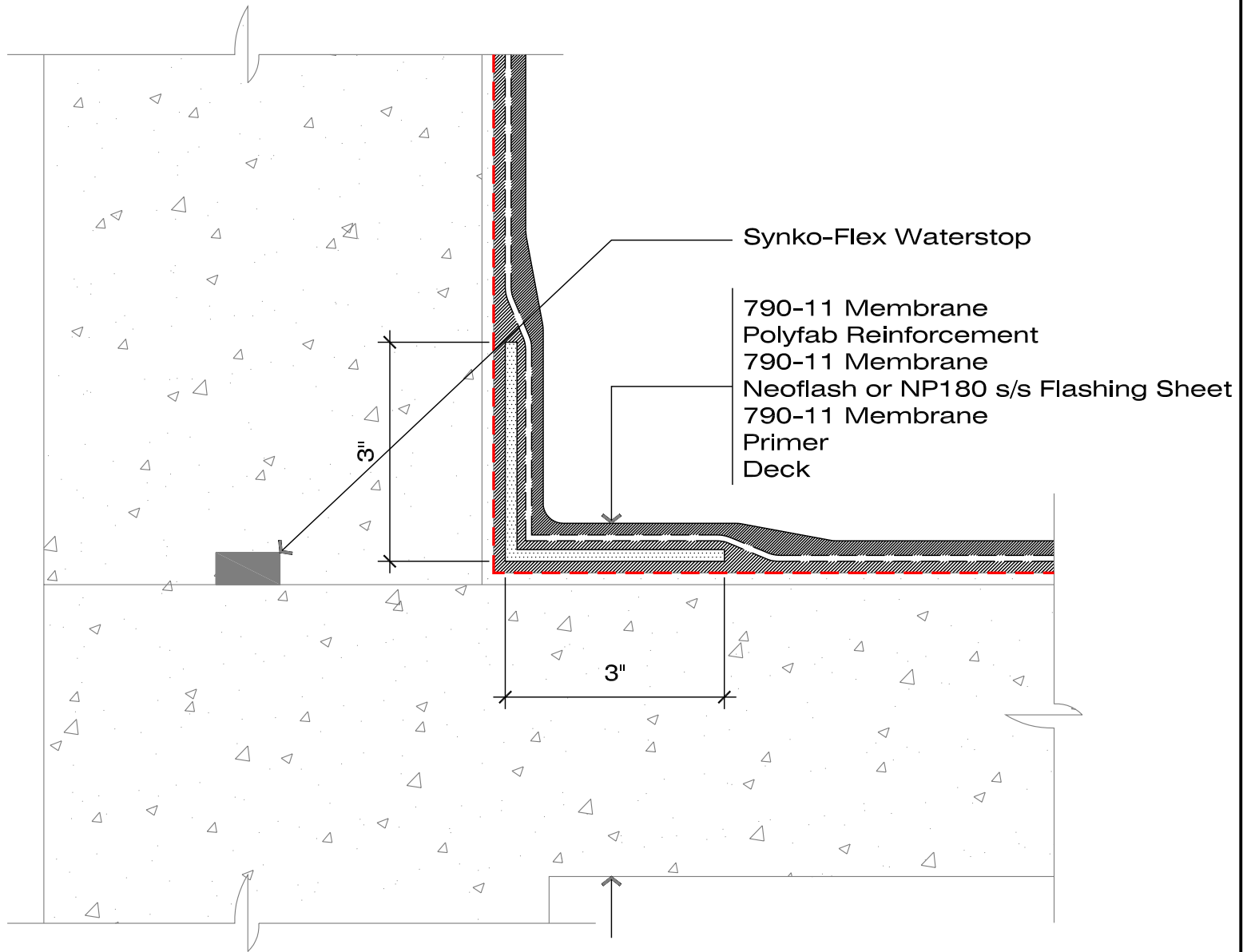
SCALE: N.T.S.

STEEL DECK - PLYWOOD PARAPET

FIT TO PAPER

**2-P THERMOFUSED
 FLASHING DETAIL**

HR-H112



Notes:

1. The flashing sheet must be either modified PLUS NP180 s/s or Neoflash Flashing Sheet.
2. The flashing sheet is set in a 125 mils bed of 790-11 prior to installing the membrane in the field.
3. The first coat of 790-11 should be applied to a thickness of 90 mils min. prior to the application of the Polyester Fabric. the second coat is applied to a thickness of 125 mils min.

Henry
COMPANY

790-11 MEMBRANE P.M.R. ASSEMBLY

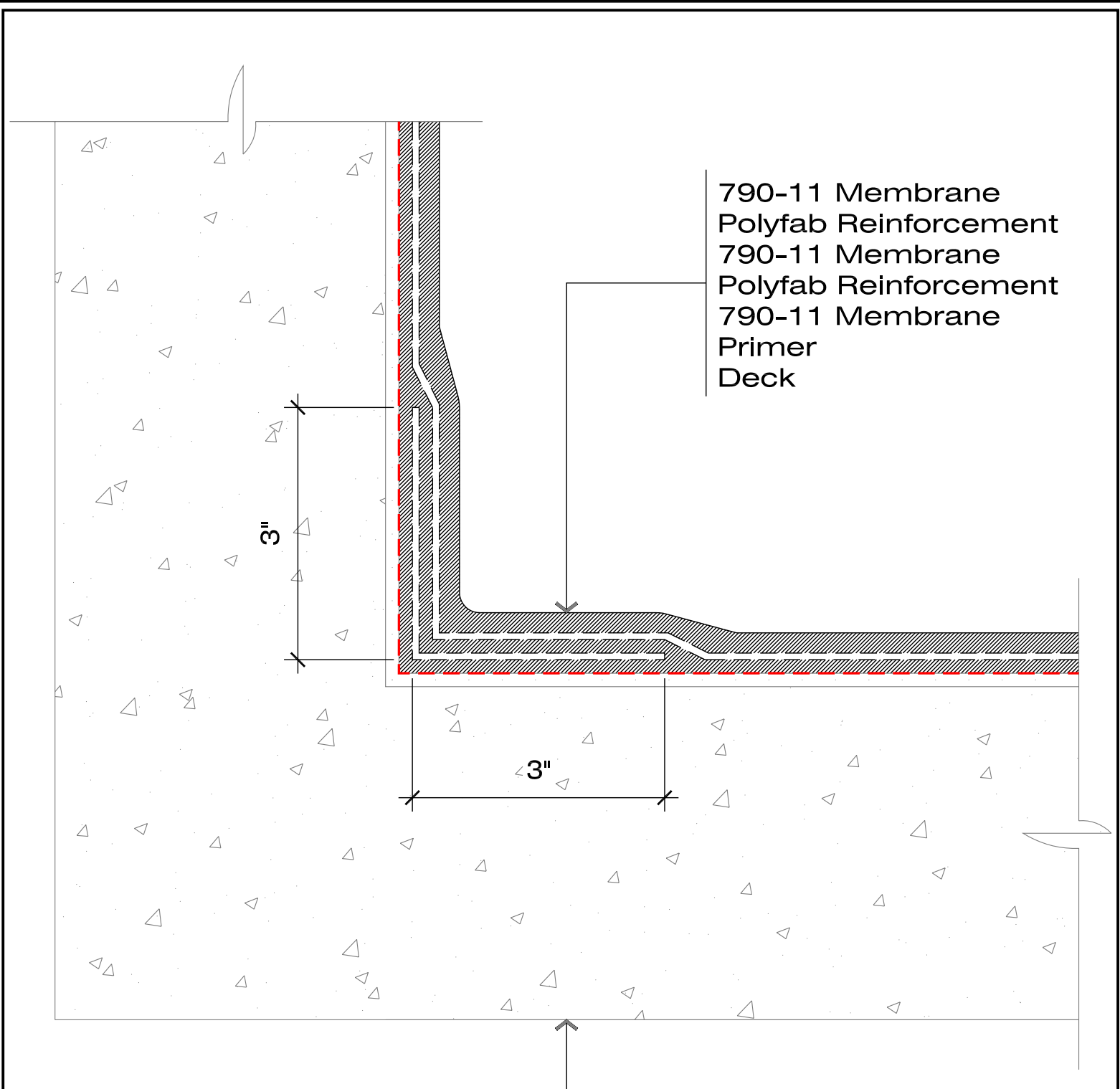
SCALE: N.T.S.

CONCRETE DECK - TRANSITION

FIT TO PAPER

**CONSTRUCTION
JOINT DETAIL**

HR-H113



Notes:

1. Reinforce monolithic inside and outside corners with a second ply of Polyfab.

Henry
 COMPANY

790-11 MEMBRANE P.M.R. ASSEMBLY

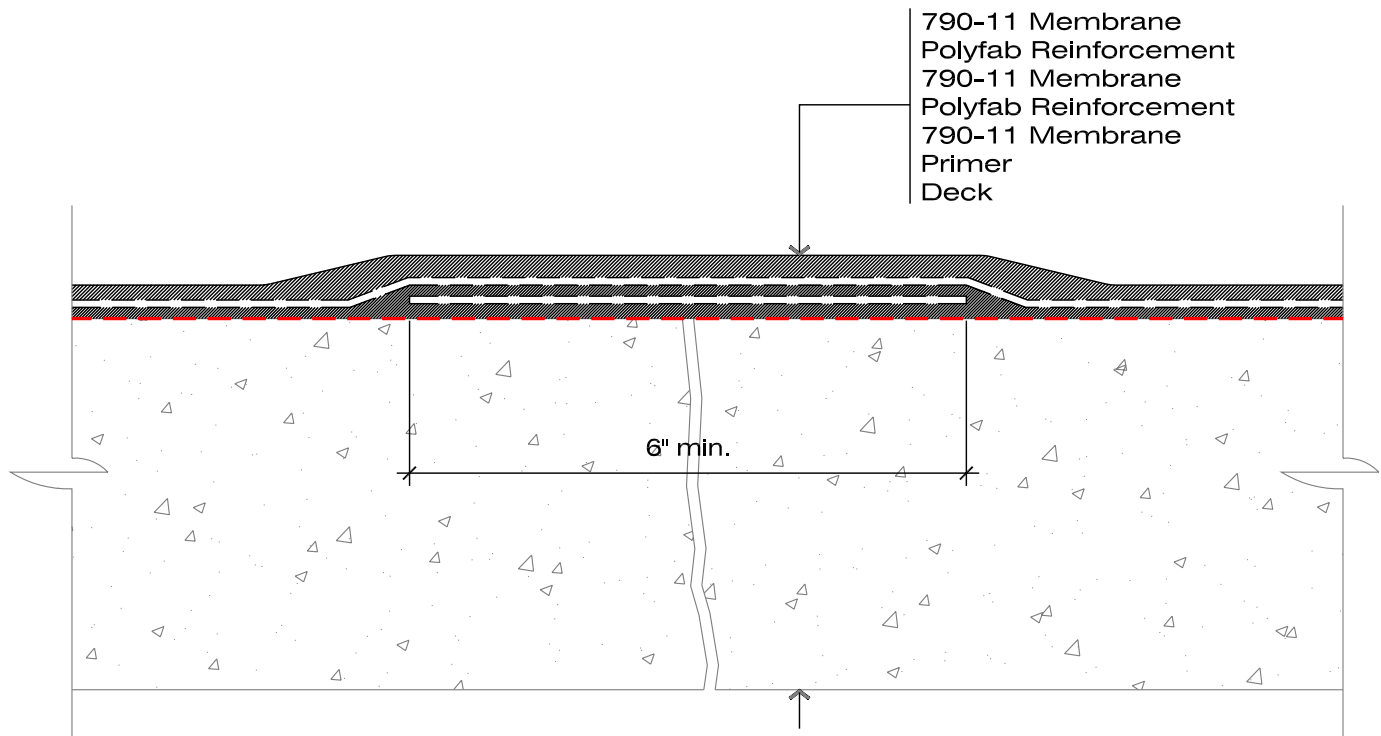
SCALE: N.T.S.

CONCRETE WALL - TRANSITION - PLAN VIEW

FIT TO PAPER

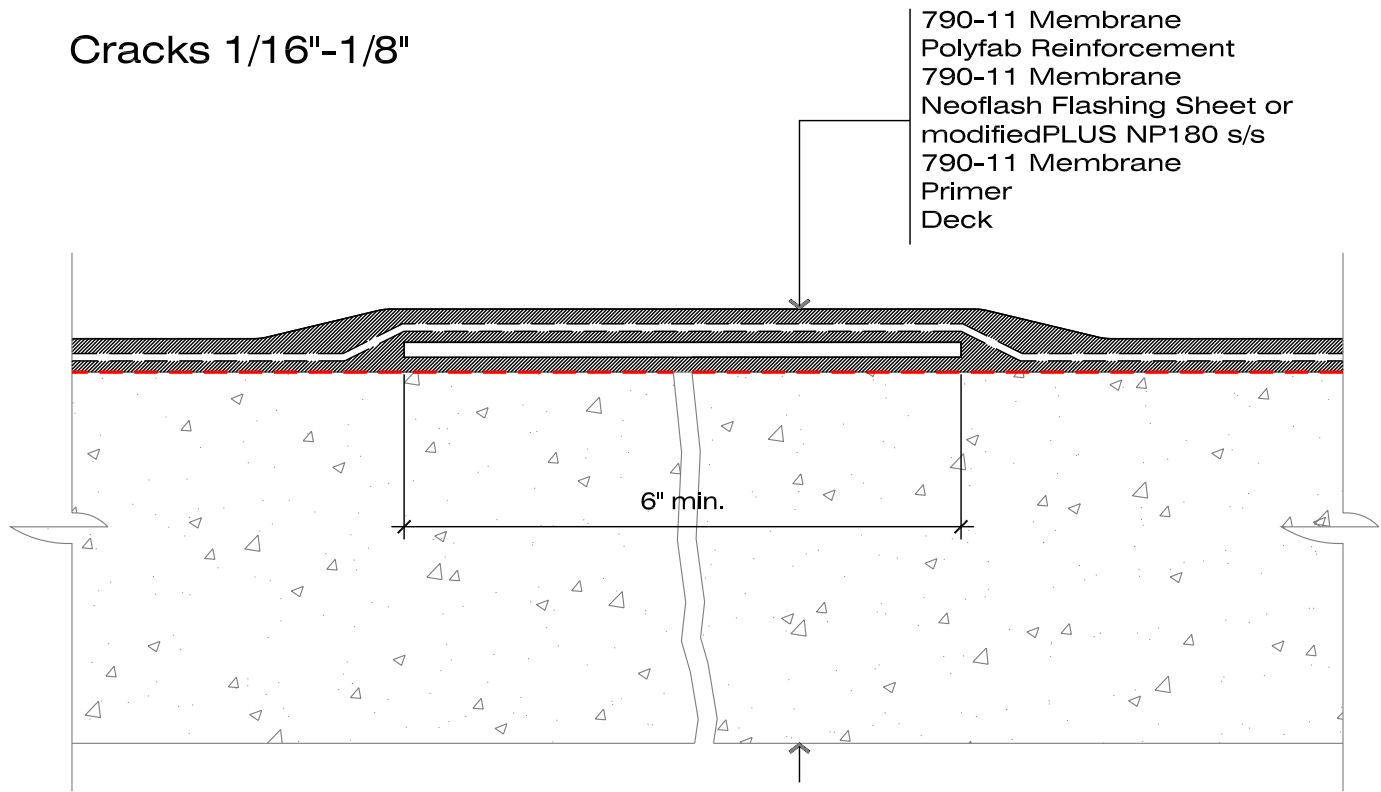
**INSIDE CORNER
 DETAIL**

HR-H114



790-11 Membrane
 Polyfab Reinforcement
 790-11 Membrane
 Polyfab Reinforcement
 790-11 Membrane
 Primer
 Deck

Cracks 1/16"-1/8"



790-11 Membrane
 Polyfab Reinforcement
 790-11 Membrane
 Neoflash Flashing Sheet or
 modified PLUS NP180 s/s
 790-11 Membrane
 Primer
 Deck

Cracks 1/8"-1/2"

Notes:

1. Cracks up to $\frac{1}{16}$ " wide require no special treatment.

Henry
 COMPANY

790-11 MEMBRANE P.M.R. ASSEMBLY

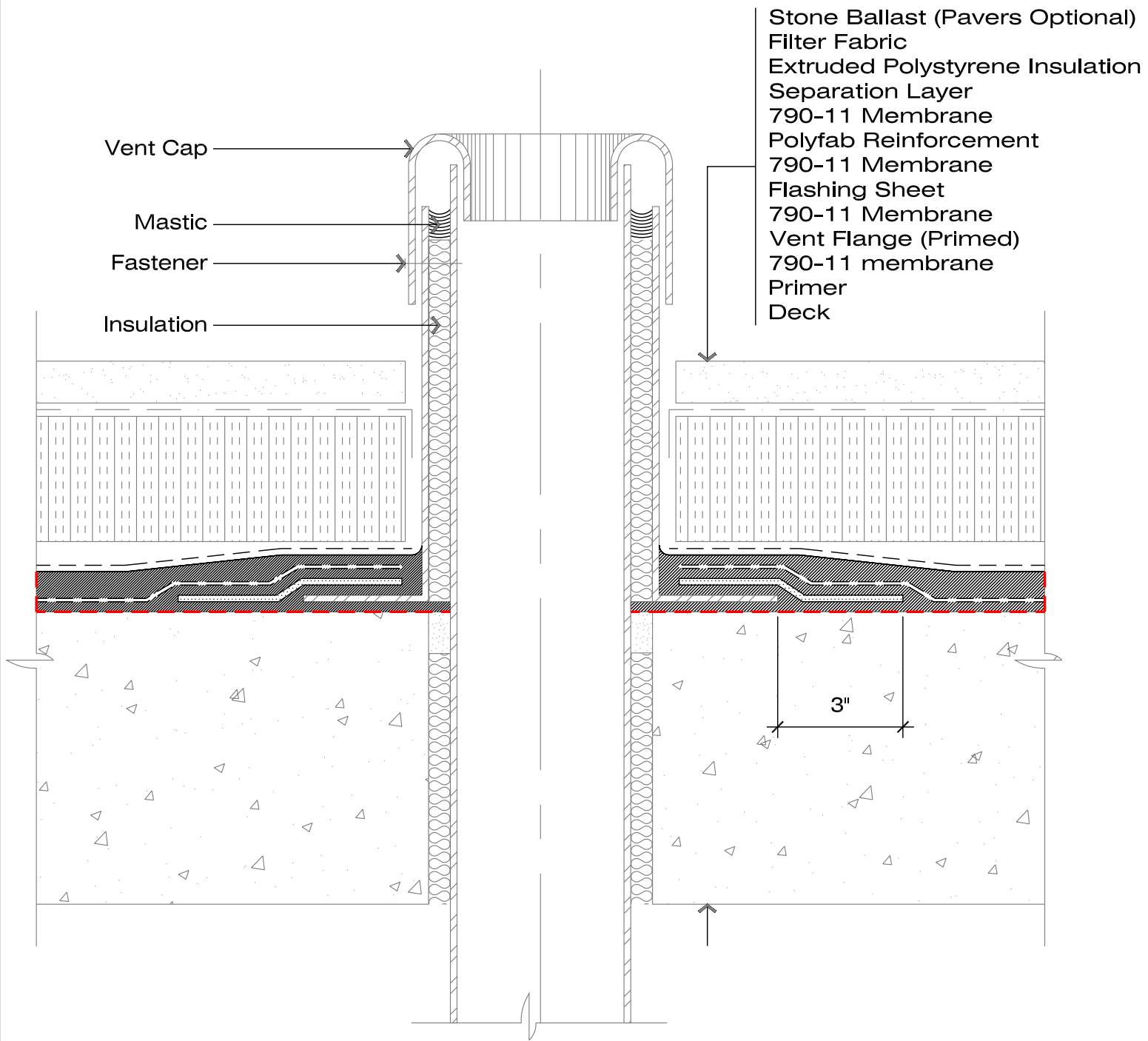
SCALE: N.T.S.

CONCRETE DECK - TRANSITION

FIT TO PAPER

**CRACK
 TREATMENT**

HR-H115



Notes:

1. The flashing sheet can be either Neoflash or modifiedPLUS NP180 s/s.
2. Follow appropriate codes for minimum vent height above roof deck.
3. Keep the flashing sheet $\frac{1}{2}$ " back from the vent stack and carry the 790-11 membrane up to the stack to ensure a complete seal.

Henry
COMPANY

790-11 MEMBRANE P.M.R. ASSEMBLY

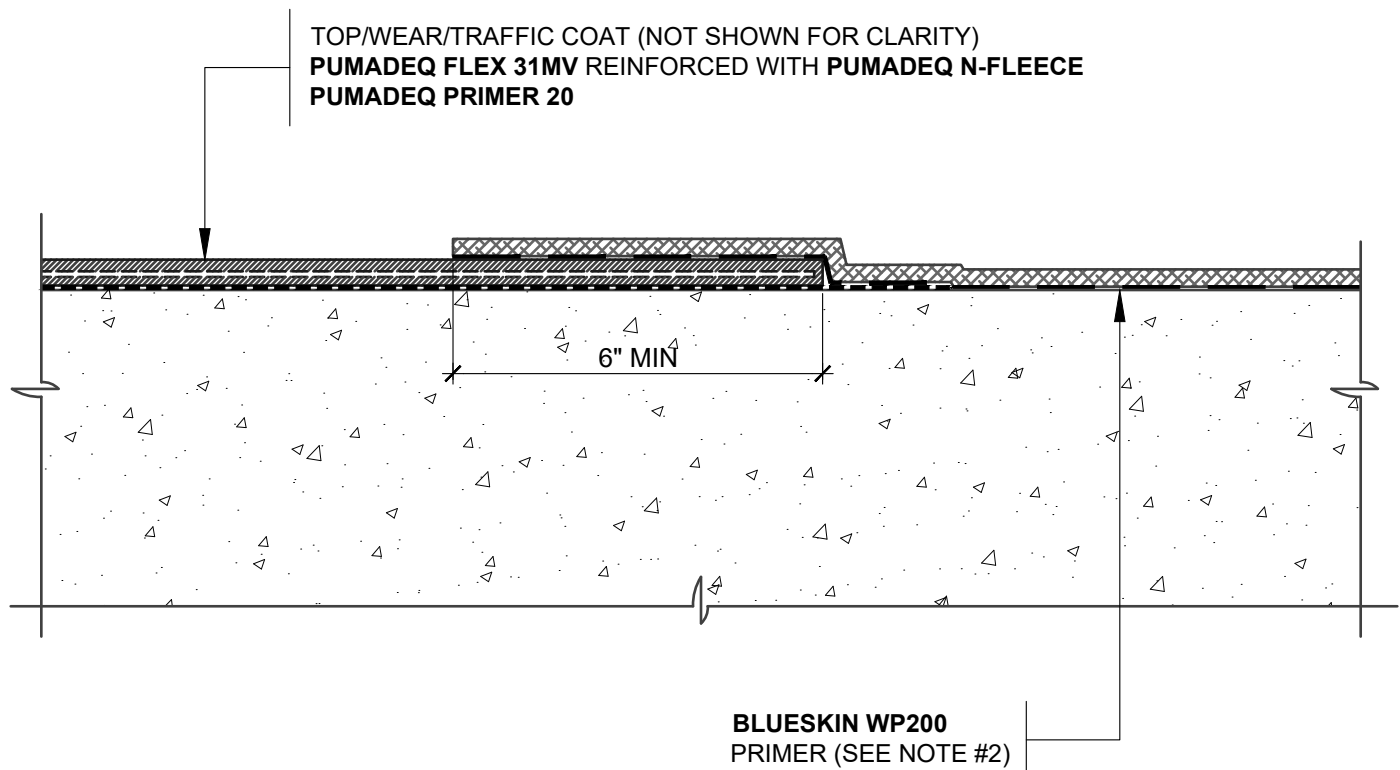
SCALE: N.T.S.

CONCRETE DECK - TRANSITION

FIT TO PAPER

**VENT/PROJECTION
DETAIL**

HR-H120



NOTES:

1. DETAIL SHOWS HENRY **BLUESKIN WP200** SELF-ADHERED WATERPROOFING TRANSITION WITH HENRY **PUMADEC SYSTEM**. SUBSTRATE SHOWN IS FOR REFERENCE ONLY. REFER TO PRODUCT SPECIFIC TECHNICAL DATA SHEET FOR AUTHORIZED SUBSTRATES.
2. REFER TO THE **BLUESKIN WP200** TECHNICAL DATA SHEET FOR PRIMER RECOMMENDATIONS.
3. TRANSITION DETAIL IS SUITABLE FOR BOTH REINFORCED AND UNREINFORCED **PUMADEC SYSTEM** FIELD MEMBRANE APPLICATIONS. TOP, WEAR, AND TRAFFIC COATING NOT SHOWN FOR CLARITY. REFER TO **PUMADEC SYSTEM** DETAILS FOR FURTHER CLARITY.
4. PREPARE AND PRIME VERTICAL SUBSTRATES A MINIMUM 2" BEYOND **PUMADEC SYSTEM** APPLICATION IN ACCORDANCE WITH HENRY **PUMADEC SYSTEM** SUBSTRATE PREPARATION GUIDELINES.
5. HENRY OFFERS PAVERS, RIGID INSULATION, AND/OR PREFABRICATED DRAINAGE COMPOSITES AS A SINGLE SOURCE WARRANTY OPTION PER PROJECT SPECIFIC REQUIREMENTS. CONTACT HENRY FOR SYSTEM CONFIGURATIONS AND WARRANTY OPTIONS.
6. REFER TO PRODUCT SPECIFIC GUIDE SPECIFICATION FOR RECOMMENDED INSTALLATION PROCEDURES.

Henry[®]

999 N. Pacific Coast Highway, Suite 800
 El Segundo, CA 90245
 800-486-1278 • www.henry.com

MANUFACTURER GUIDE DETAILS ARE FOR REFERENCE ONLY. HENRY DOES NOT ASSUME RESPONSIBILITY FOR ERRORS OR DEVIATIONS IN DESIGN OR ENGINEERING. PROJECT SPECIFIC VERIFICATION IS RECOMMENDED PRIOR TO INSTALLATION.

PUMADEC SYSTEM TIE-IN TO BLUESKIN WP200

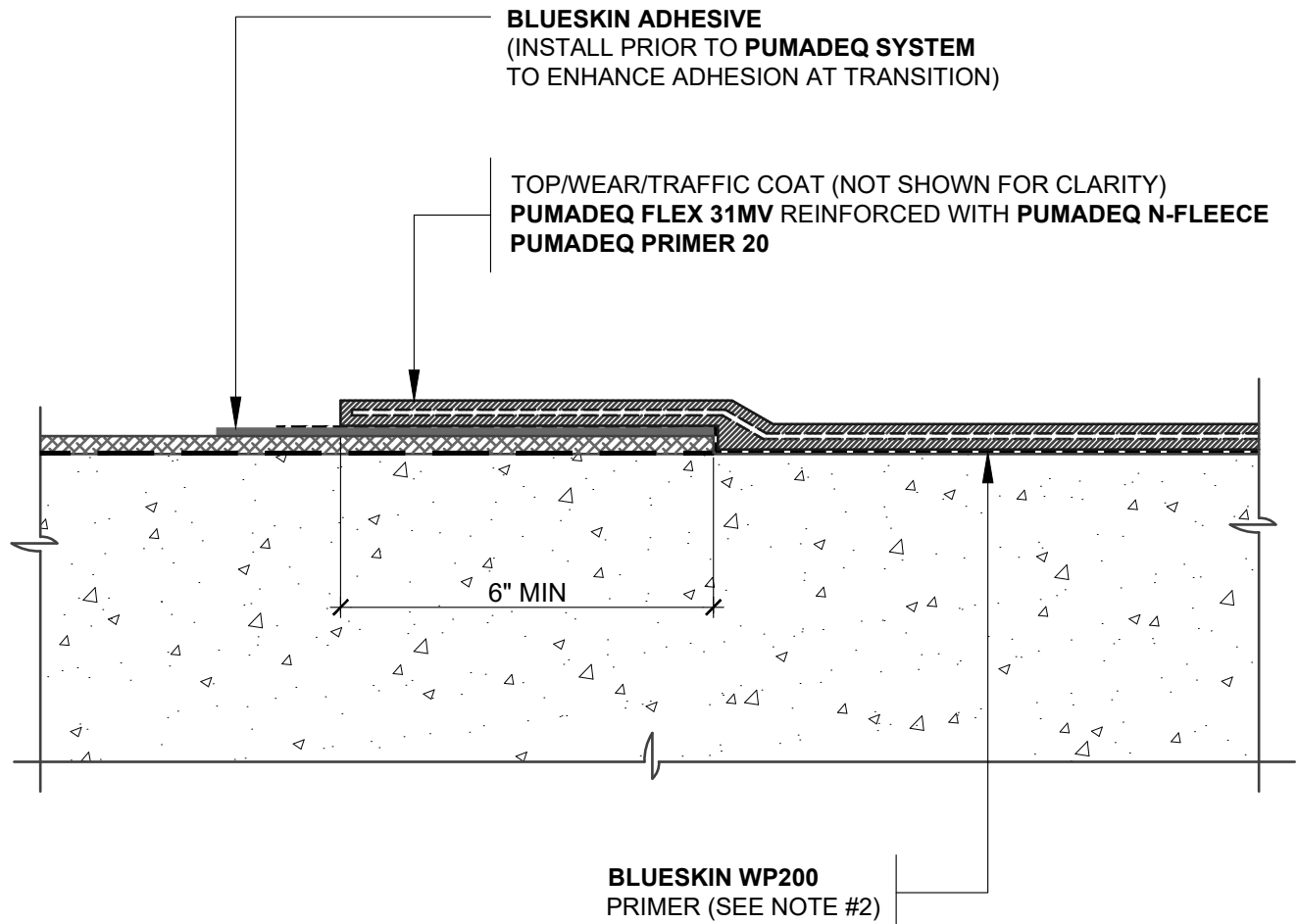
TIE-IN DETAIL

**DISSIMILAR MATERIAL TRANSITIONS
 PUMADEC SYSTEM AND BLUESKIN WP200**

SCALE: N.T.S.

07-08-2019

PMDQ-TID-A3A



NOTES:

1. DETAIL SHOWS HENRY **BLUESKIN WP200** SELF-ADHERED WATERPROOFING TRANSITION WITH HENRY **PUMADEC SYSTEM**. SUBSTRATE SHOWN IS FOR REFERENCE ONLY. REFER TO PRODUCT SPECIFIC TECHNICAL DATA SHEET FOR AUTHORIZED SUBSTRATES.
2. REFER TO THE **BLUESKIN WP200** TECHNICAL DATA SHEET FOR PRIMER RECOMMENDATIONS.
3. TRANSITION DETAIL IS SUITABLE FOR BOTH REINFORCED AND UNREINFORCED **PUMADEC SYSTEM** FIELD MEMBRANE APPLICATIONS. TOP, WEAR, AND TRAFFIC COATING NOT SHOWN FOR CLARITY. REFER TO **PUMADEC SYSTEM** DETAILS FOR FURTHER CLARITY.
4. PREPARE AND PRIME VERTICAL SUBSTRATES A MINIMUM 2" BEYOND **PUMADEC SYSTEM** APPLICATION IN ACCORDANCE WITH HENRY **PUMADEC SYSTEM** SUBSTRATE PREPARATION GUIDELINES.
5. HENRY OFFERS PAVERS, RIGID INSULATION, AND/OR PREFABRICATED DRAINAGE COMPOSITES AS A SINGLE SOURCE WARRANTY OPTION PER PROJECT SPECIFIC REQUIREMENTS. CONTACT HENRY FOR SYSTEM CONFIGURATIONS AND WARRANTY OPTIONS.
6. REFER TO PRODUCT SPECIFIC GUIDE SPECIFICATION FOR RECOMMENDED INSTALLATION PROCEDURES.

Henry[®]

999 N. Pacific Coast Highway, Suite 800
El Segundo, CA 90245
800-486-1278 • www.henry.com

MANUFACTURER GUIDE DETAILS ARE FOR REFERENCE ONLY. HENRY DOES NOT ASSUME RESPONSIBILITY FOR ERRORS OR DEVIATIONS IN DESIGN OR ENGINEERING. PROJECT SPECIFIC VERIFICATION IS RECOMMENDED PRIOR TO INSTALLATION.

PUMADEC SYSTEM TIE-IN TO BLUESKIN WP200

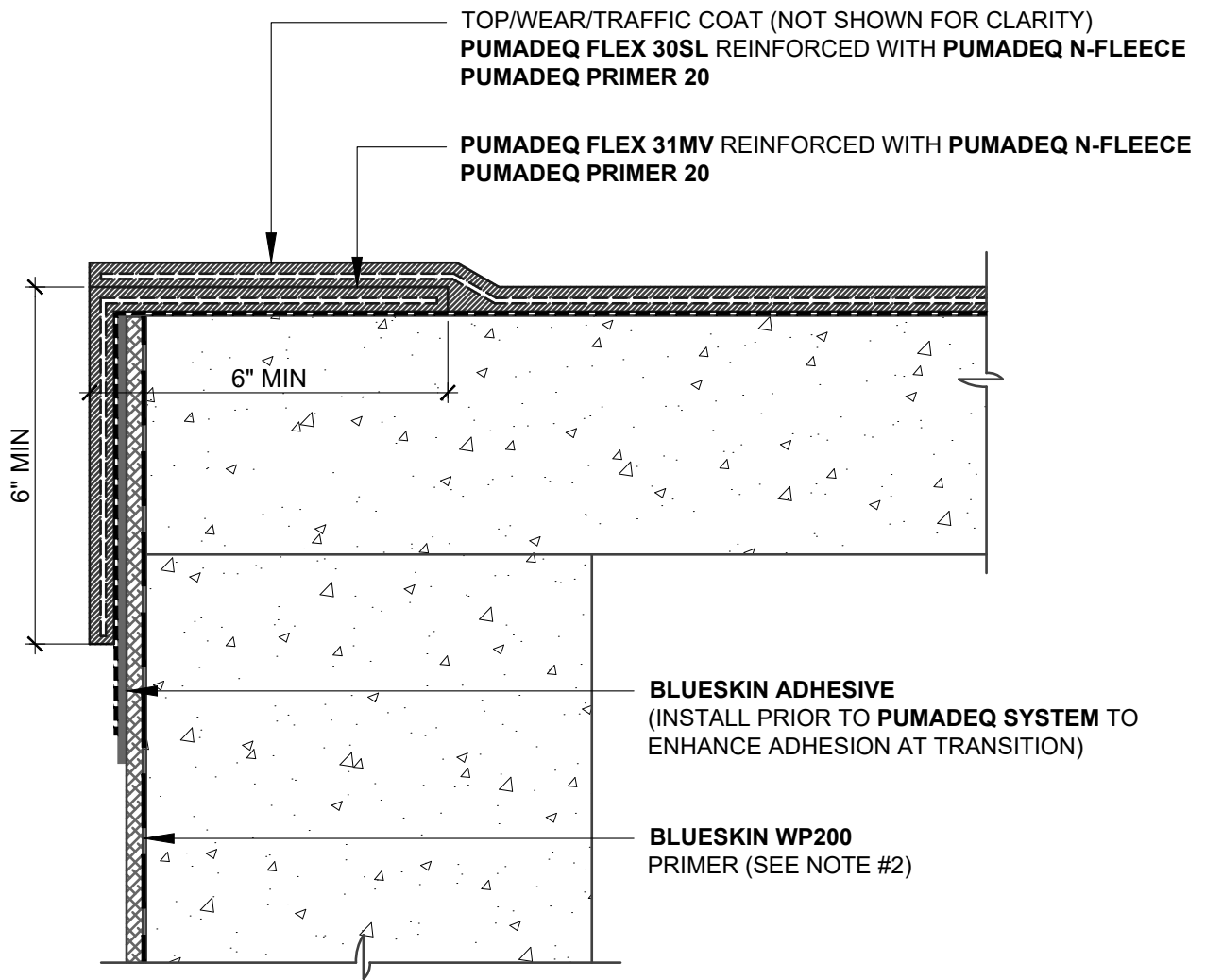
TIE-IN DETAIL

DISSIMILAR MATERIAL TRANSITIONS
PUMADEC SYSTEM AND BLUESKIN WP200

SCALE: N.T.S.

07-08-2019

PMDQ-TID-A3B



NOTES:

1. DETAIL SHOWS HENRY **BLUESKIN WP200** SELF-ADHERED WATERPROOFING TRANSITION WITH HENRY **PUMADEC SYSTEM**. SUBSTRATE SHOWN IS FOR REFERENCE ONLY. REFER TO PRODUCT SPECIFIC TECHNICAL DATA SHEET FOR AUTHORIZED SUBSTRATES.
2. REFER TO THE **BLUESKIN WP200** TECHNICAL DATA SHEET FOR PRIMER RECOMMENDATIONS.
3. TRANSITION DETAIL IS SUITABLE FOR BOTH REINFORCED AND UNREINFORCED **PUMADEC SYSTEM** FIELD MEMBRANE APPLICATIONS. TOP, WEAR, AND TRAFFIC COATING NOT SHOWN FOR CLARITY. REFER TO **PUMADEC SYSTEM** DETAILS FOR FURTHER CLARITY.
4. PREPARE AND PRIME VERTICAL SUBSTRATES A MINIMUM 2" BEYOND **PUMADEC SYSTEM** APPLICATION IN ACCORDANCE WITH HENRY **PUMADEC SYSTEM** SUBSTRATE PREPARATION GUIDELINES.
5. HENRY OFFERS PAVERS, RIGID INSULATION, AND/OR PREFABRICATED DRAINAGE COMPOSITES AS A SINGLE SOURCE WARRANTY OPTION PER PROJECT SPECIFIC REQUIREMENTS. CONTACT HENRY FOR SYSTEM CONFIGURATIONS AND WARRANTY OPTIONS.
6. REFER TO PRODUCT SPECIFIC GUIDE SPECIFICATION FOR RECOMMENDED INSTALLATION PROCEDURES.

Henry[®]

999 N. Pacific Coast Highway, Suite 800
 El Segundo, CA 90245
 800-486-1278 • www.henry.com

MANUFACTURER GUIDE DETAILS ARE FOR REFERENCE ONLY. HENRY DOES NOT ASSUME RESPONSIBILITY FOR ERRORS OR DEVIATIONS IN DESIGN OR ENGINEERING. PROJECT SPECIFIC VERIFICATION IS RECOMMENDED PRIOR TO INSTALLATION.

PUMADEC SYSTEM TIE-IN TO BLUESKIN WP200

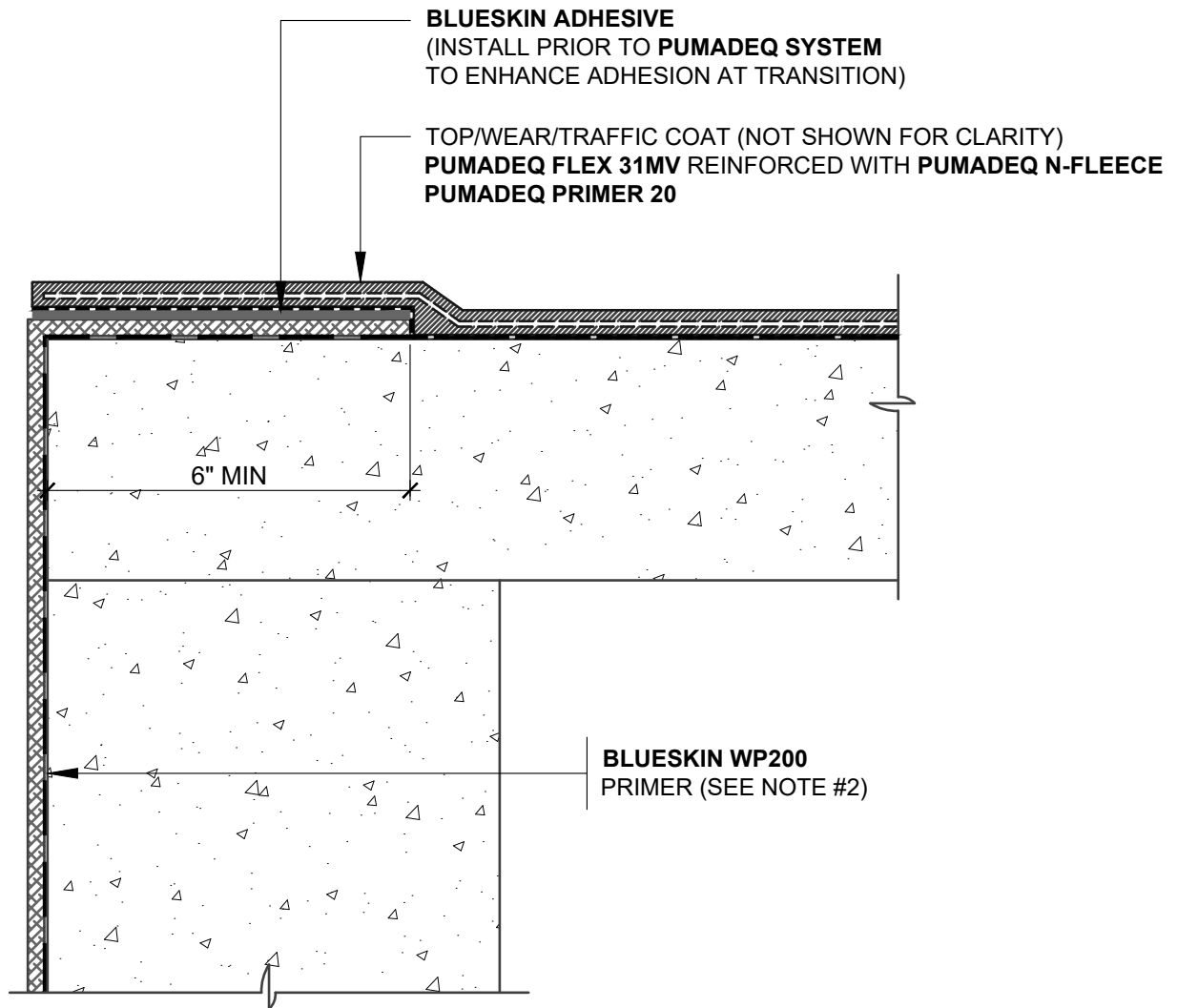
TIE-IN DETAIL

**PUMADEC SYSTEM AND BLUESKIN WP200
 CORNER FLASHING AT DOWNTURN**

SCALE: N.T.S.

07-08-2019

PMDQ-TID-A3C



NOTES:

1. DETAIL SHOWS HENRY **BLUESKIN WP200** SELF-ADHERED WATERPROOFING TRANSITION WITH HENRY **PUMADEV SYSTEM**. SUBSTRATE SHOWN IS FOR REFERENCE ONLY. REFER TO PRODUCT SPECIFIC TECHNICAL DATA SHEET FOR AUTHORIZED SUBSTRATES.
2. REFER TO THE **BLUESKIN WP200** TECHNICAL DATA SHEET FOR PRIMER RECOMMENDATIONS.
3. TRANSITION DETAIL IS SUITABLE FOR BOTH REINFORCED AND UNREINFORCED **PUMADEV SYSTEM** FIELD MEMBRANE APPLICATIONS. TOP, WEAR, AND TRAFFIC COATING NOT SHOWN FOR CLARITY. REFER TO **PUMADEV SYSTEM** DETAILS FOR FURTHER CLARITY.
4. PREPARE AND PRIME VERTICAL SUBSTRATES A MINIMUM 2" BEYOND **PUMADEV SYSTEM** APPLICATION IN ACCORDANCE WITH HENRY **PUMADEV SYSTEM** SUBSTRATE PREPARATION GUIDELINES.
5. HENRY OFFERS PAVERS, RIGID INSULATION, AND/OR PREFABRICATED DRAINAGE COMPOSITES AS A SINGLE SOURCE WARRANTY OPTION PER PROJECT SPECIFIC REQUIREMENTS. CONTACT HENRY FOR SYSTEM CONFIGURATIONS AND WARRANTY OPTIONS.
6. REFER TO PRODUCT SPECIFIC GUIDE SPECIFICATION FOR RECOMMENDED INSTALLATION PROCEDURES.

Henry[®]

999 N. Pacific Coast Highway, Suite 800
El Segundo, CA 90245
800-486-1278 • www.henry.com

MANUFACTURER GUIDE DETAILS ARE FOR REFERENCE ONLY. HENRY DOES NOT ASSUME RESPONSIBILITY FOR ERRORS OR DEVIATIONS IN DESIGN OR ENGINEERING. PROJECT SPECIFIC VERIFICATION IS RECOMMENDED PRIOR TO INSTALLATION.

PUMADEV SYSTEM TIE-IN TO BLUESKIN WP200

TIE-IN DETAIL

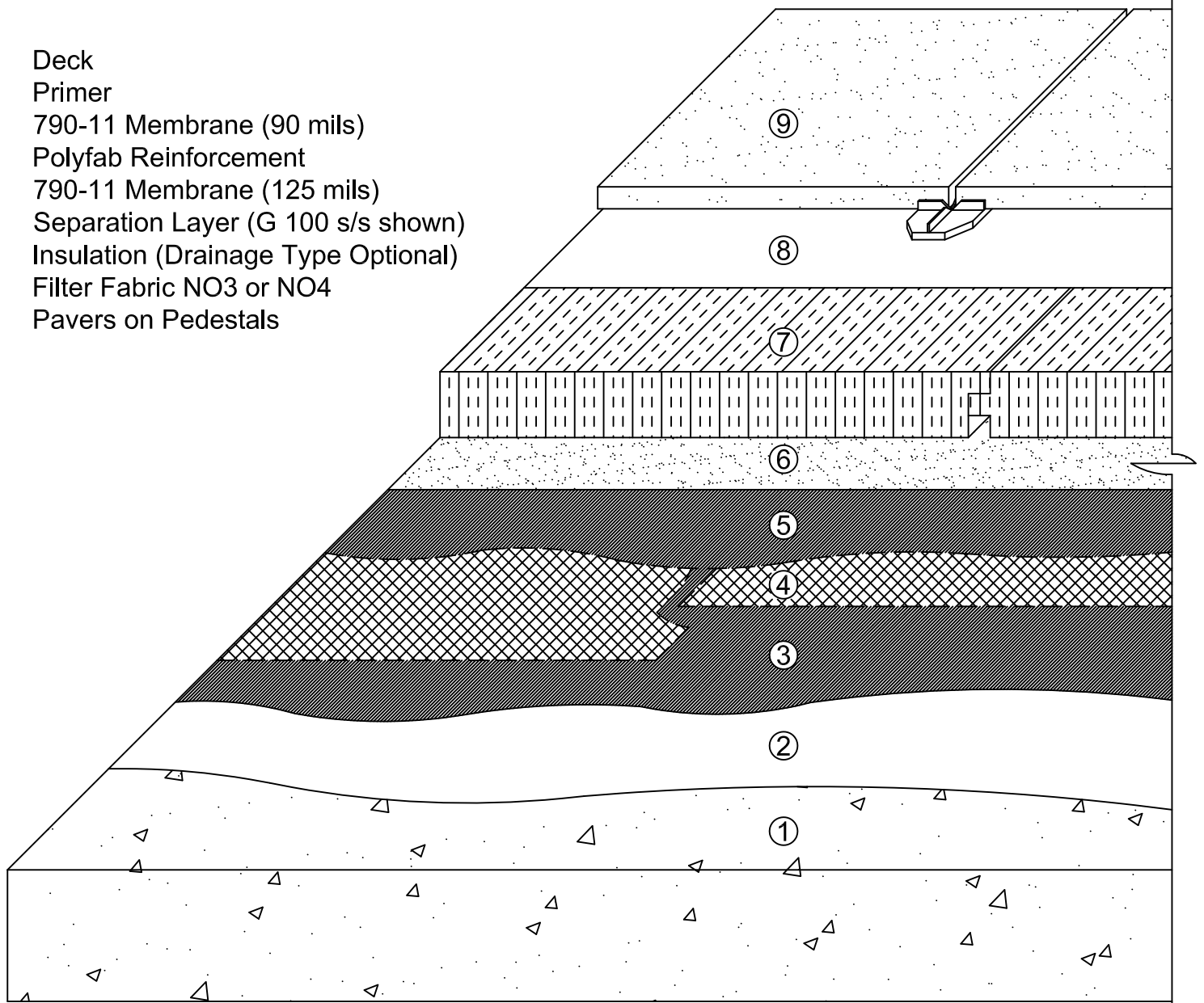
**PUMADEV SYSTEM AND BLUESKIN WP200
CORNER FLASHING AT DOWNTURN**

SCALE: N.T.S.

07-08-2019

PMDQ-TID-A3D

1. Deck
2. Primer
3. 790-11 Membrane (90 mils)
4. Polyfab Reinforcement
5. 790-11 Membrane (125 mils)
6. Separation Layer (G 100 s/s shown)
7. Insulation (Drainage Type Optional)
8. Filter Fabric NO3 or NO4
9. Pavers on Pedestals



- Notes:
1. System detail showing a reinforced, two ply 790-11 hot applied rubberized asphalt waterproofing system incorporating a drainage type polystyrene insulation board (optional) and pavers.
 2. There are two types of primers for 790-11; 910-01, an asphalt penetrating primer and 930-18, a polymer modified primer. Superior membrane to deck adhesion is provided when 930-18 primer is used.

Henry
COMPANY

790-11 WATERPROOFING

SCALE: N.T.S.

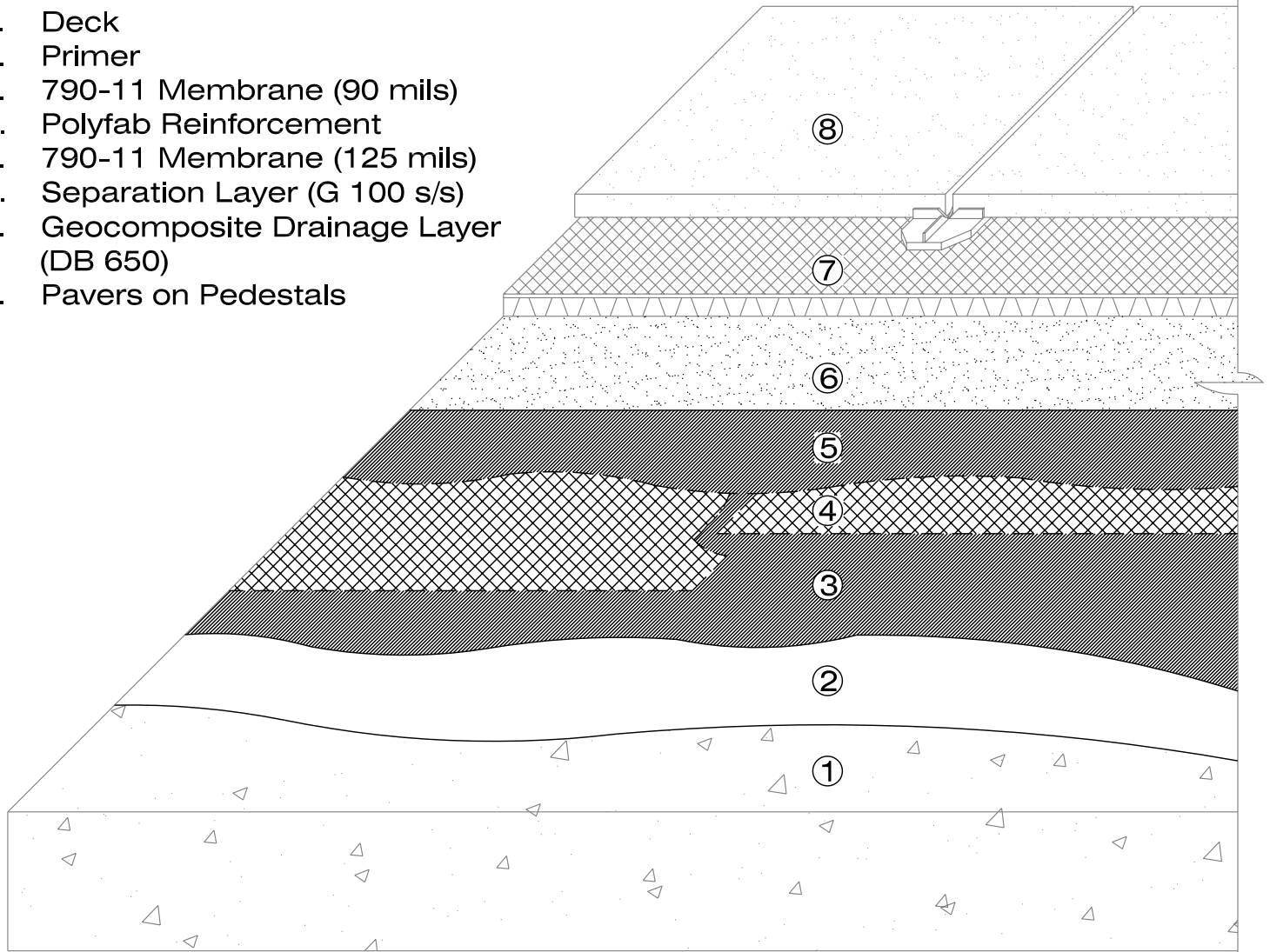
INSULATED PLAZA DECK W/ PAVERS

FIT TO PAPER

**SYSTEM
DETAIL**

WP-H101

1. Deck
2. Primer
3. 790-11 Membrane (90 mils)
4. Polyfab Reinforcement
5. 790-11 Membrane (125 mils)
6. Separation Layer (G 100 s/s)
7. Geocomposite Drainage Layer (DB 650)
8. Pavers on Pedestals



Notes:

1. System detail showing a reinforced, two ply 790-11 hot applied rubberized asphalt waterproofing system incorporating a prefabricated drainage geocomposite and paver system.
2. There are two types of primers for 790-11; 910-01, an asphalt penetrating primer and 930-18, a polymer modified primer. Superior membrane to deck adhesion is provided when 930-18 primer is used.
3. A separation layer is recommend when using prefabricated geocomposite drainage systems.

Henry
COMPANY®

790-11 WATERPROOFING

SCALE: N.T.S.

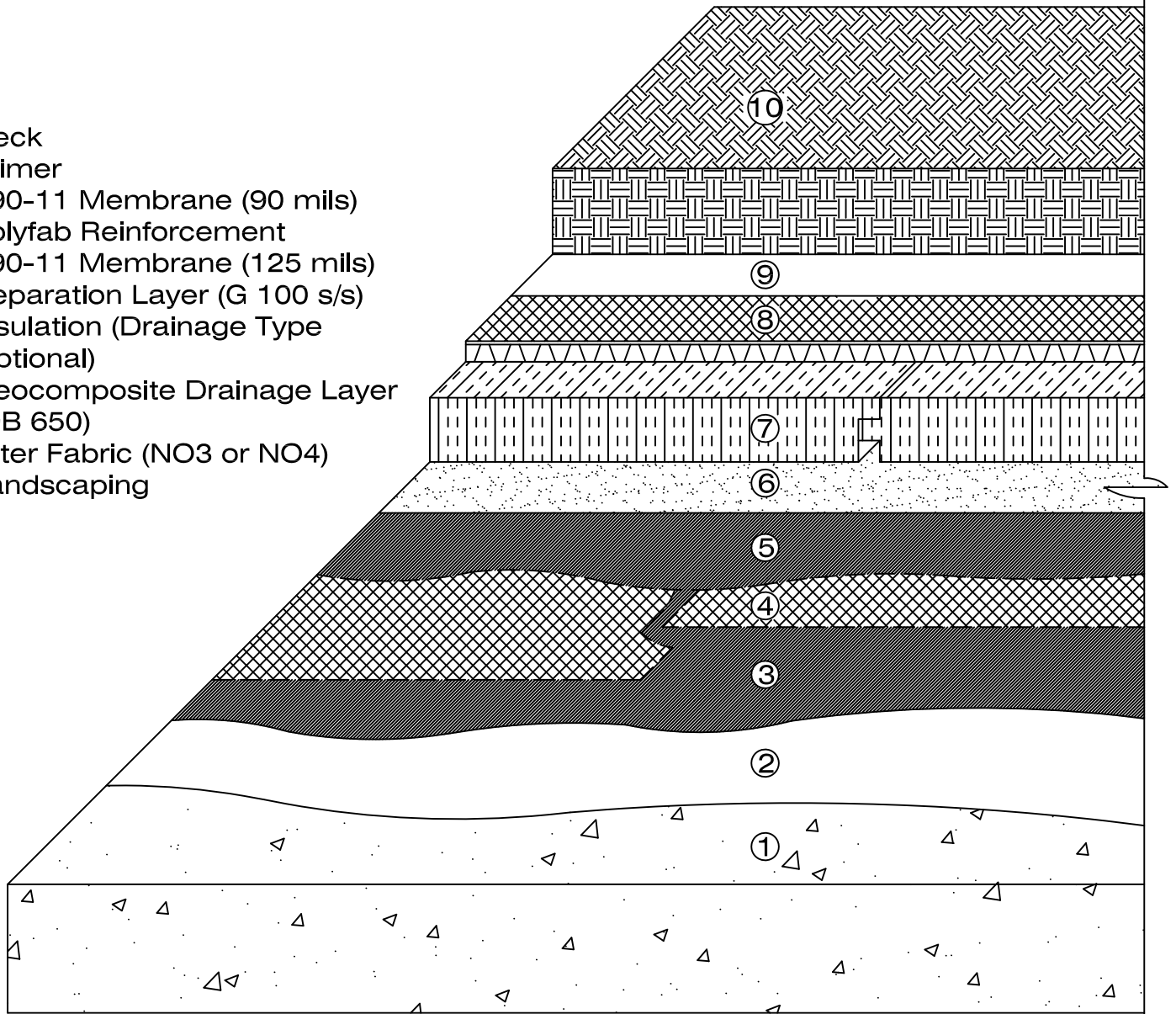
UNINSULATED PLAZA DECK W/ PAVERS

FIT TO PAPER

**SYSTEM
DETAIL**

WP-H102

1. Deck
2. Primer
3. 790-11 Membrane (90 mils)
4. Polyfab Reinforcement
5. 790-11 Membrane (125 mils)
6. Separation Layer (G 100 s/s)
7. Insulation (Drainage Type Optional)
8. Geocomposite Drainage Layer (DB 650)
9. Filter Fabric (NO3 or NO4)
10. Landscaping



Notes:

1. System detail showing a reinforced, two ply 790-11 hot applied rubberized asphalt waterproofing system covered by a landscaping layer. For landscaping systems with aggressive root structures, consult Henry Company for additional requirements.
2. There are two types of primers for 790-11; 910-01, an asphalt penetrating primer and 930-18, a polymer modified primer. Superior membrane to deck adhesion is provided when 930-18 primer is used.
3. The separation layer may be a modifiedPLUS SBS modified bitumen membrane, such as G 100 s/s, NP180 s/s or asphaltic protection board.

Henry
COMPANY®

790-11 WATERPROOFING

SCALE: N.T.S.

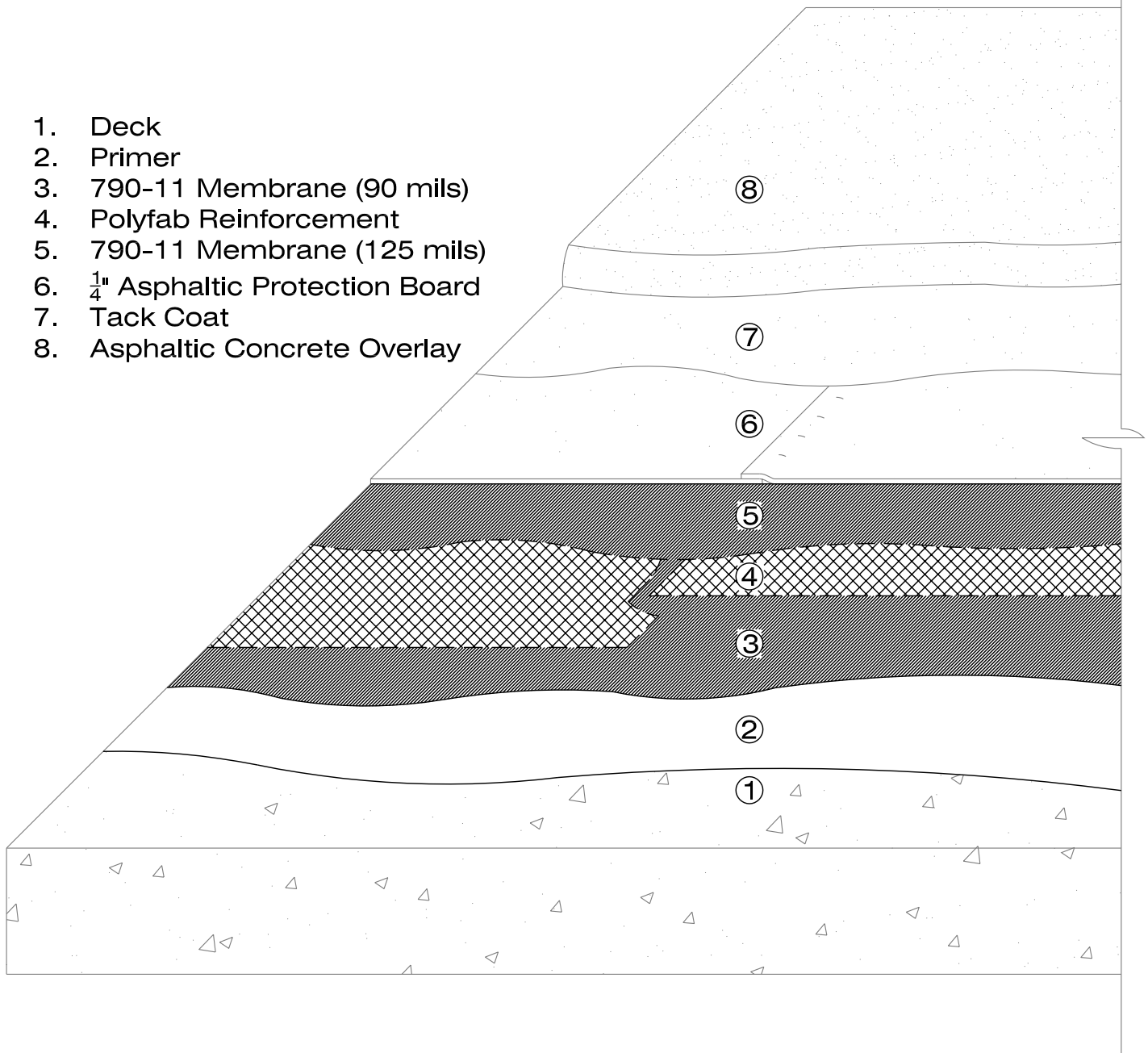
INSULATED PLAZA DECK W/ LANDSCAPING

FIT TO PAPER

**SYSTEM
DETAIL**

WP-H103

1. Deck
2. Primer
3. 790-11 Membrane (90 mils)
4. Polyfab Reinforcement
5. 790-11 Membrane (125 mils)
6. $\frac{1}{4}$ " Asphaltic Protection Board
7. Tack Coat
8. Asphaltic Concrete Overlay



Notes:

1. System detail showing a reinforced, two ply 790-11 hot applied rubberized asphalt waterproofing system with a protection board and asphaltic concrete overlay.
2. This system is typical of parking garage deck applications. Asphaltic Protection Board is set over the membrane prior to installing the asphaltic concrete overlay.
3. There are two types of primers for 790-11; 910-01, an asphalt penetrating primer and 930-18, a polymer modified primer. Superior membrane to deck adhesion is provided when 930-18 primer is used.

Henry
COMPANY®

790-11 WATERPROOFING

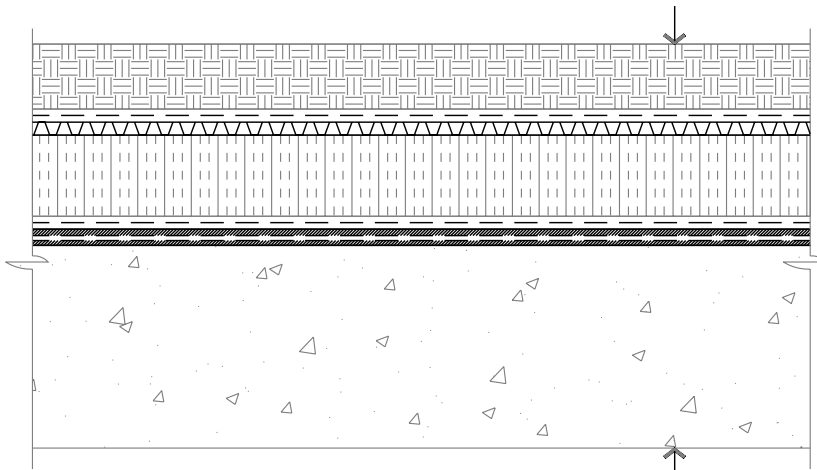
SCALE: N.T.S.

ASPHALTIC OVERLAY

FIT TO PAPER

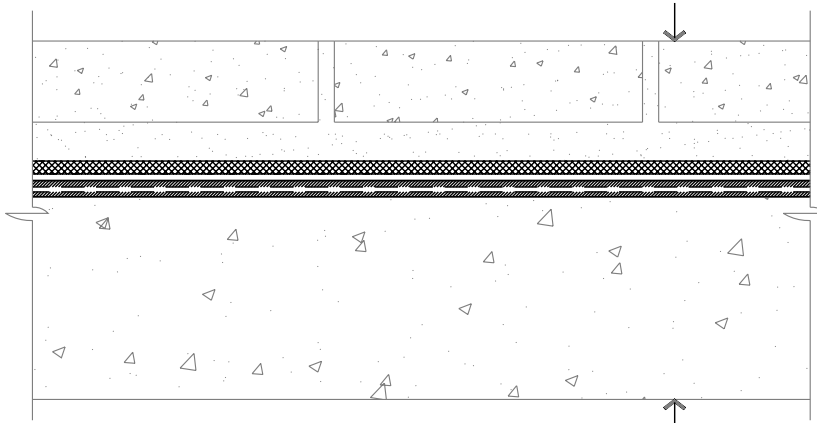
**SYSTEM
DETAIL**

WP-H104



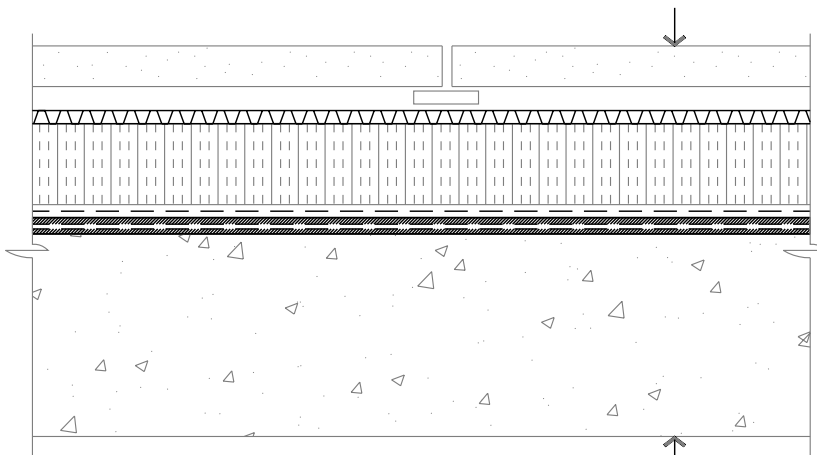
Typical Planter

Deck
 790-11 Membrane System
 Separation Layer (G 100 s/s)
 Insulation (Drainage Type Opt.)
 Geocomposite Drainage Layer
 (DB 650)
 Filter Fabric (NO3 or NO4)
 Earth Cover



Typical Plaza (Pavers in Setting Bed)

Deck
 790-11 Membrane System
 Asphaltic Protection Board
 Setting Bed for Pavers
 Pavers



Typical Plaza (Pavers on Pedestals)

Deck
 790-11 Membrane System
 Separation Layer (G 100 s/s)
 Insulation (Drainage Type Opt.)
 Geocomposite Drainage Layer
 (DB 650 Optional)
 Filter Fabric (NO3 or NO4, If
 Geocomposite Drainage Layer not used)
 Pedestal Supports
 Pavers



790-11 WATERPROOFING

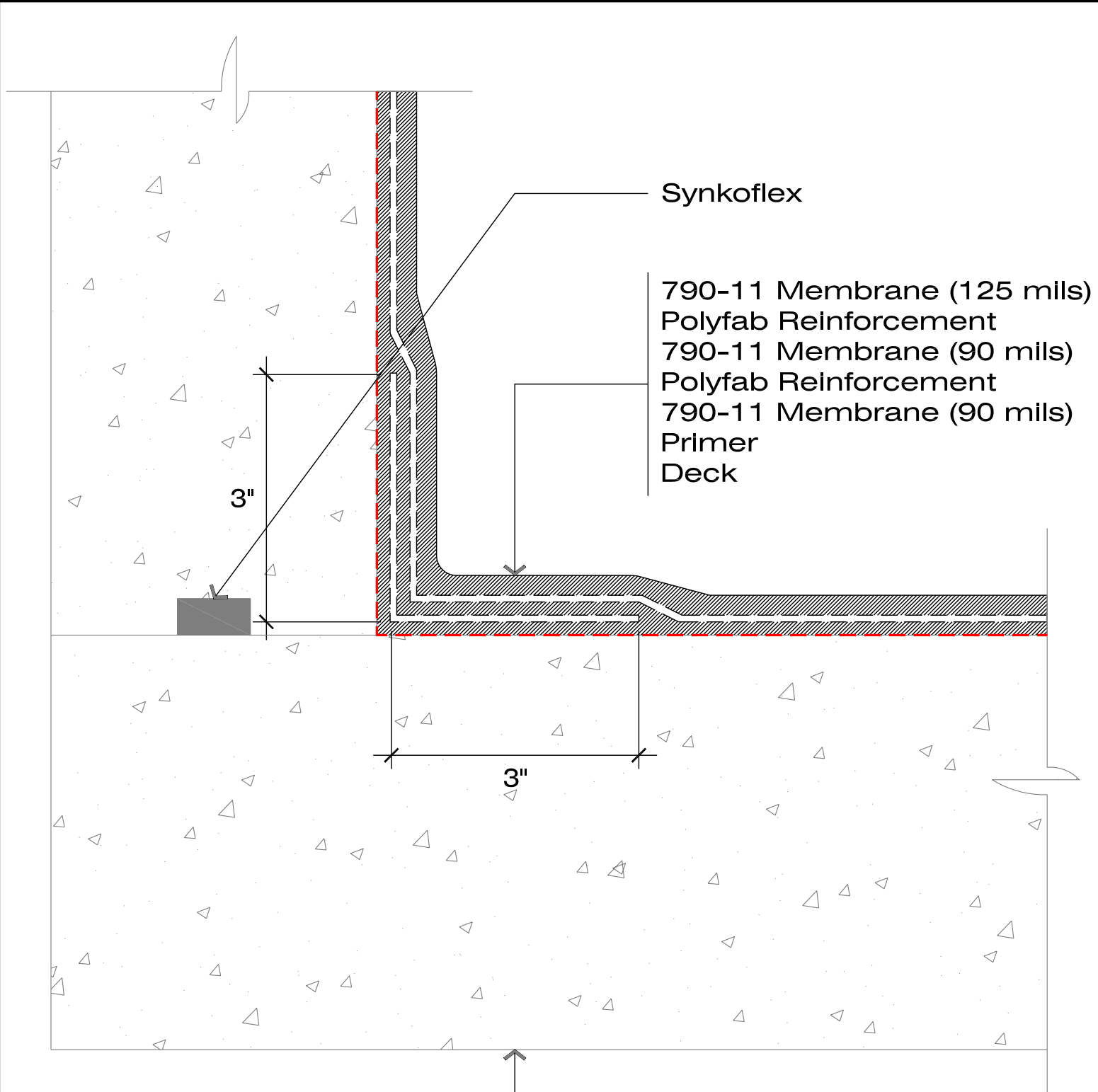
SCALE: N.T.S.

CONCRETE DECK APPLICATIONS

FIT TO PAPER

**TYPICAL
 ASSEMBLIES**

WP-H105



Note:

1. Reinforce non-moving joints with a second ply of Polyfab.

Henry
COMPANY®

790-11 WATERPROOFING

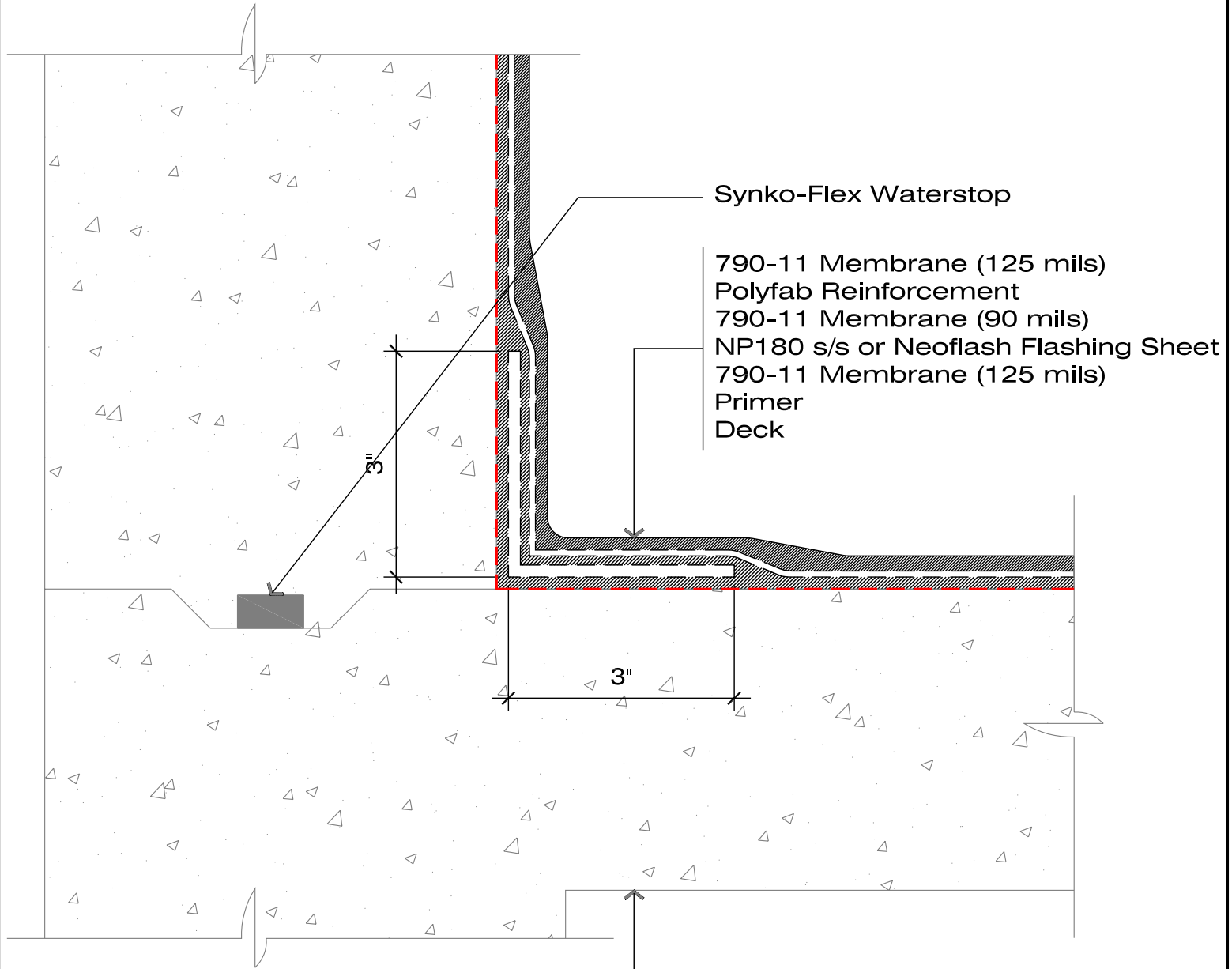
SCALE: N.T.S.

CONCRETE DECK

FIT TO PAPER

**CURB
DETAIL**

WP-H106



Synko-Flex Waterstop

790-11 Membrane (125 mils)
 Polyfab Reinforcement
 790-11 Membrane (90 mils)
 NP180 s/s or Neoflash Flashing Sheet
 790-11 Membrane (125 mils)
 Primer
 Deck

3"

3"

Notes:

1. The flashing sheet is set in a 125 mils bed of 790-11, prior to installing the membrane in the field.
2. The first coat of 790-11 should be applied to a thickness of 90 mils min., prior to the application of the Polyester Fabric. The second coat is applied to a thickness of 125 mils min., for a total thickness of 215 mils.



790-11 WATERPROOFING

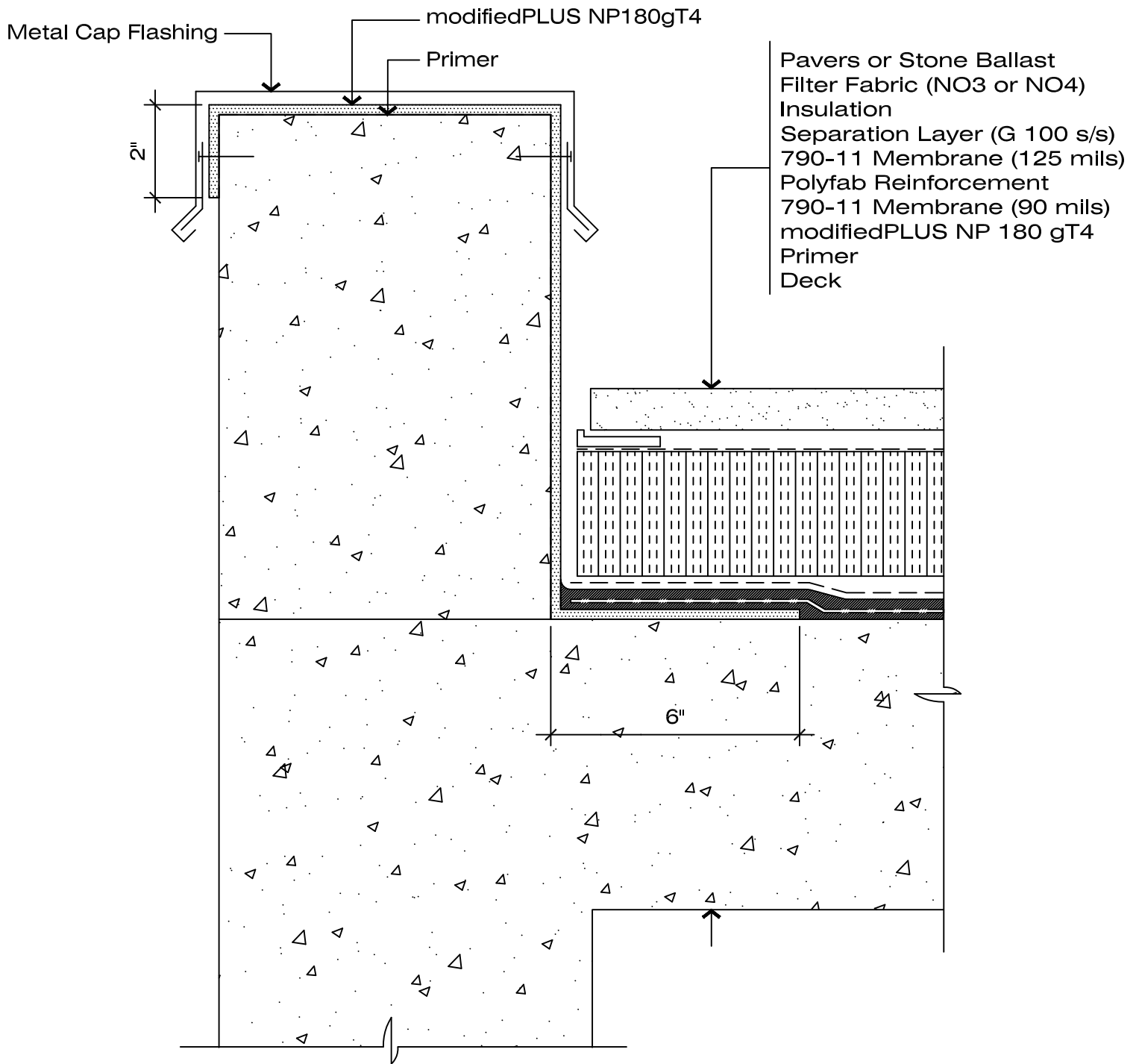
SCALE: N.T.S.

CONCRETE DECK

FIT TO PAPER

CONSTRUCTION
 JOINT DETAIL

WP-H107



Notes:

1. The modifiedPLUS NP180gT4 flashing membrane is thermofused to the primed substrate and can be left exposed.
2. The modifiedPLUS membrane must be mechanically fastened @ 8" o.c. along the outside face.
3. Set granules in the modifiedPLUS NP180gT4 membrane using a heated trowel to improve adhesion of the 790-11 membrane.

Henry
COMPANY®

790-11 WATERPROOFING

SCALE: N.T.S.

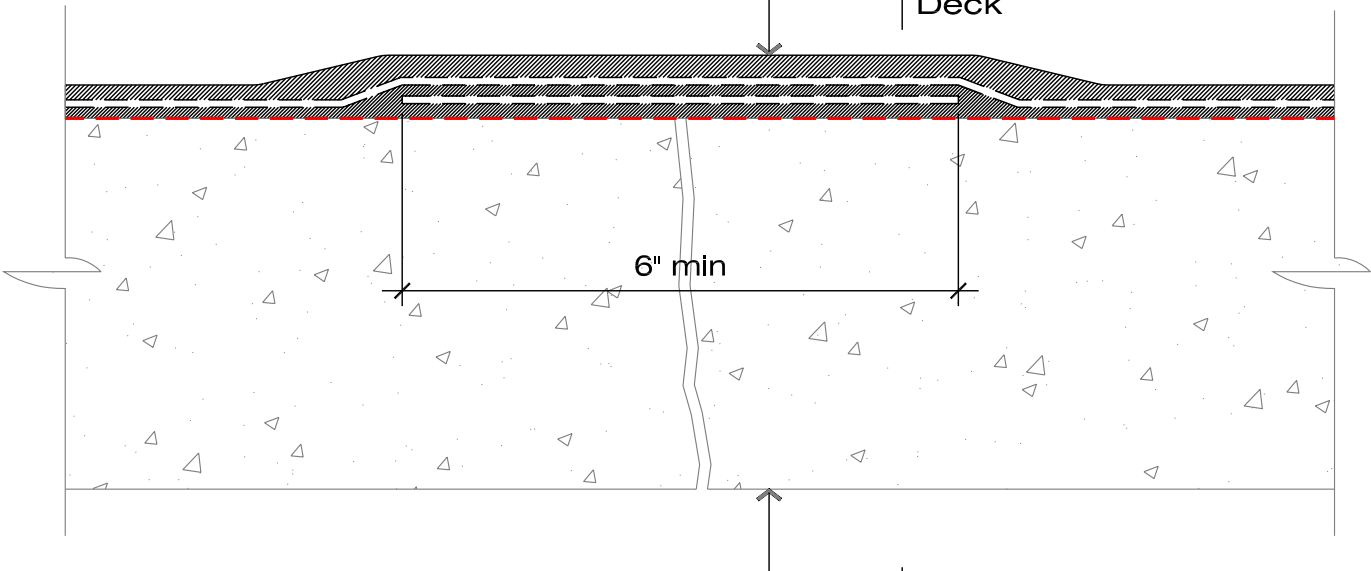
CONCRETE DECK

FIT TO PAPER

**TYPICAL
PARAPET DETAIL**

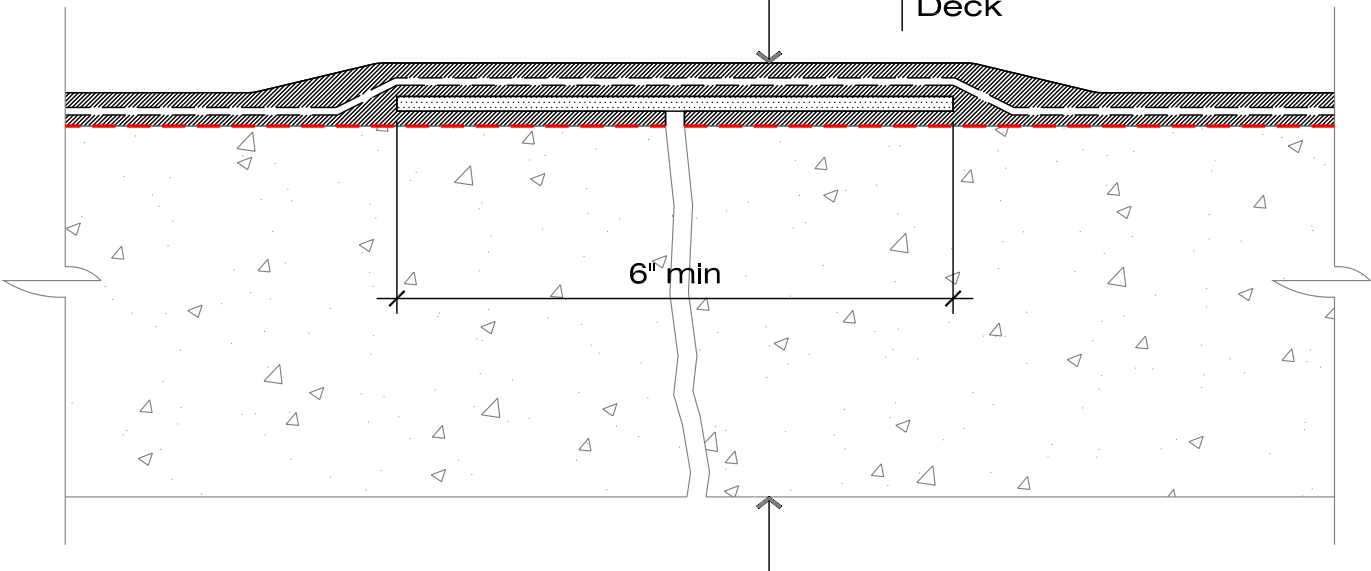
WP-H108

790-11 Membrane (125 mils)
 Polyfab Reinforcement
 790-11 Membrane (90 mils)
 Polyfab Reinforcement
 790-11 Membrane (90 mils)
 Primer
 Deck



Cracks 1/16"-1/8"

790-11 Membrane (125 mils)
 Polyfab Reinforcement
 790-11 Membrane (90 mils)
 NP180 s/s or Neoflash Flashing Sheet
 790-11 Membrane (125 mils)
 Primer
 Deck



Cracks 1/8"-1/2"



790-11 WATERPROOFING

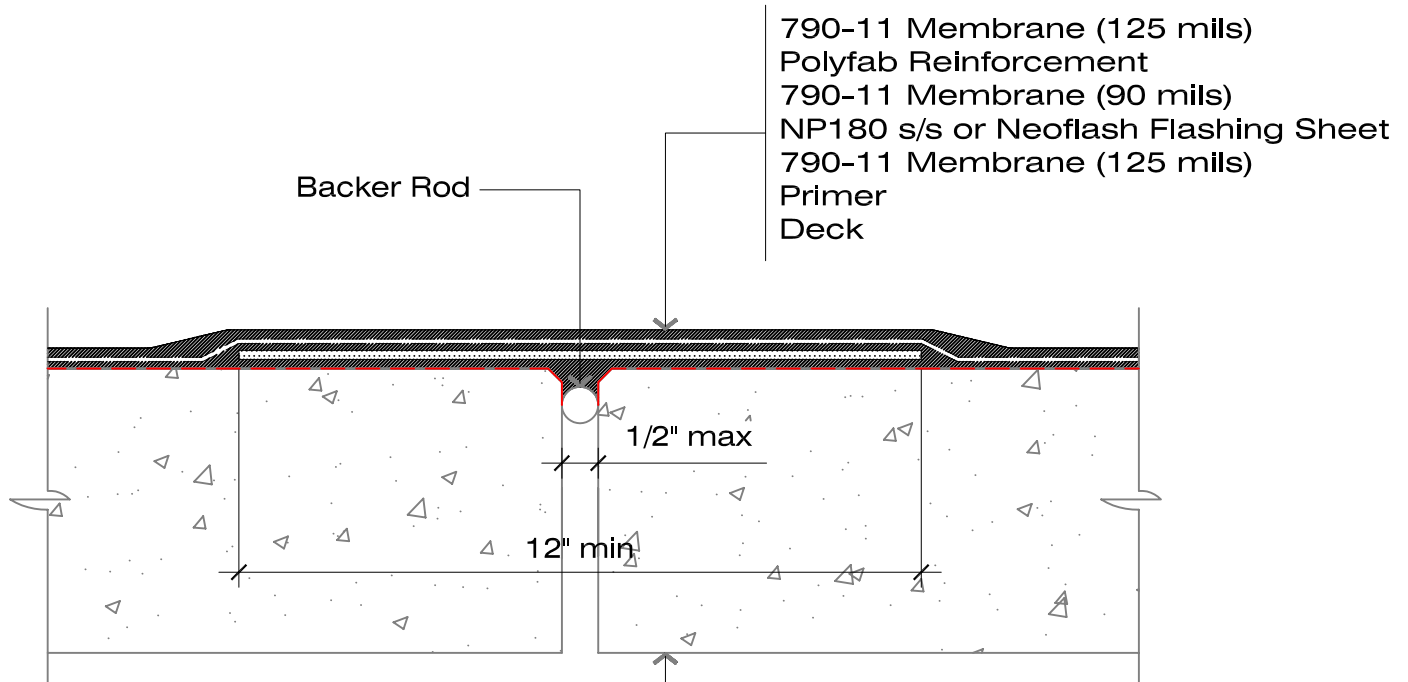
SCALE: N.T.S.

CONCRETE DECK

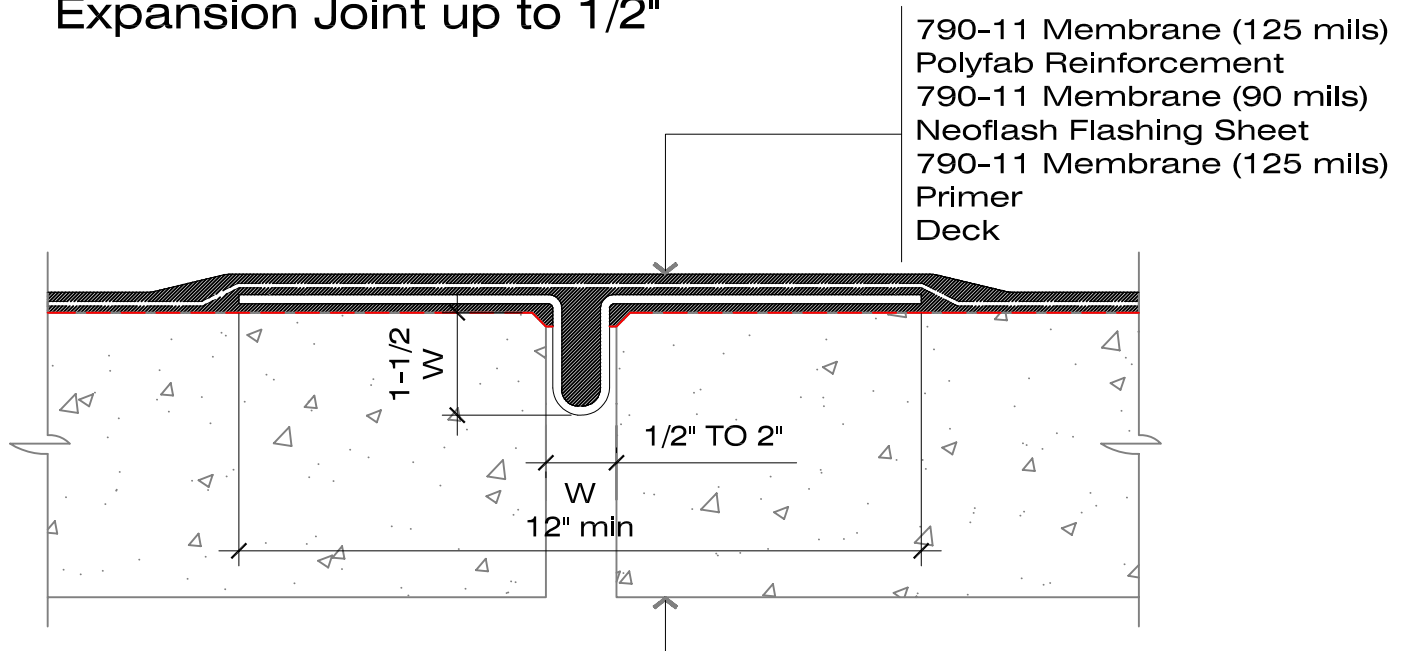
FIT TO PAPER

CRACK
 TREATMENT

WP-H109



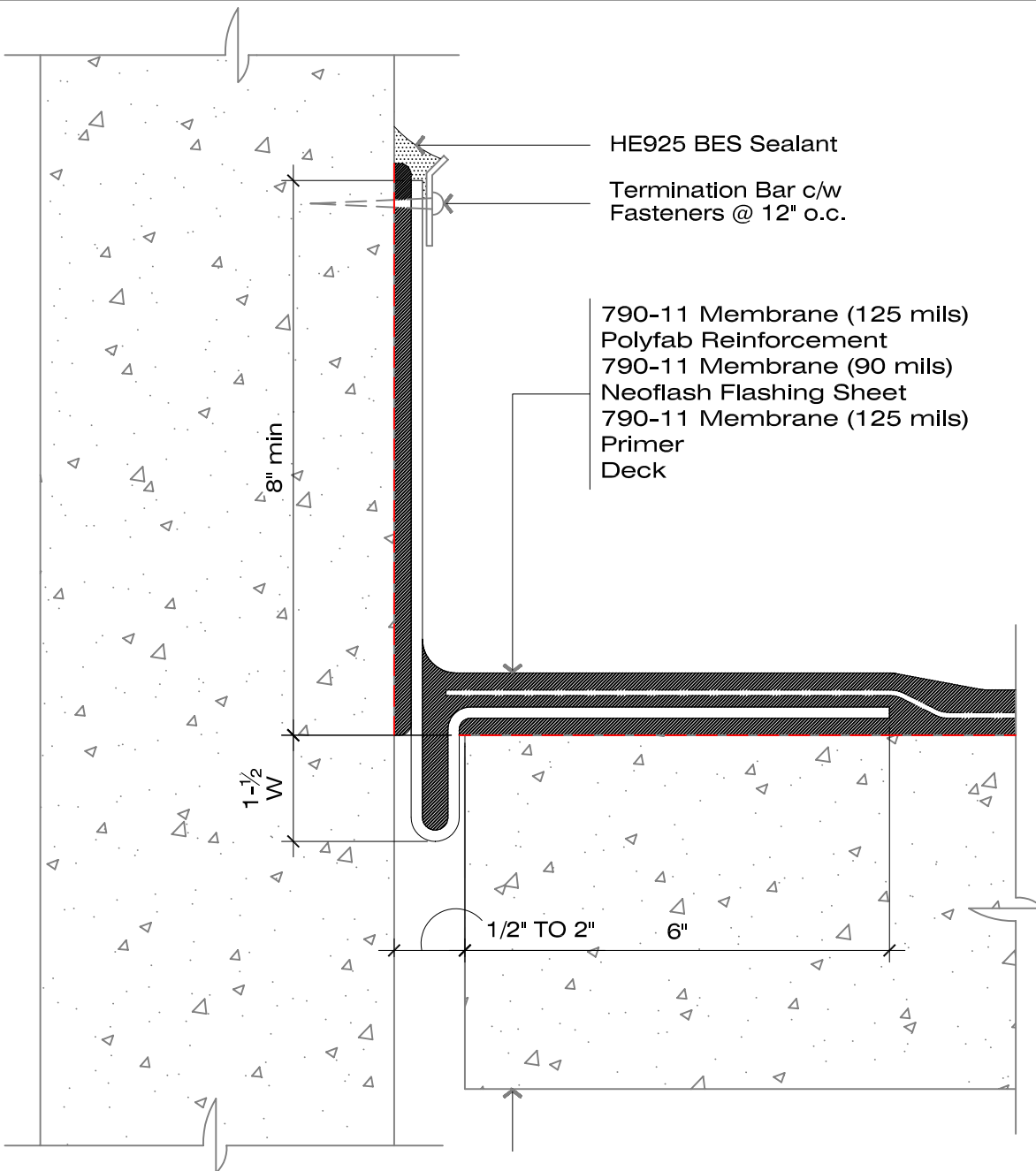
Expansion Joint up to 1/2"



Expansion Joint 1/2" to 2"

Notes:

1. Where excessive movement or vibration is expected, the designer should consider using a termination bar, mechanically fastened through the flashing sheet 12" o.c. on both sides of the joint.
2. Protection Layer not shown for clarity.



Notes:

1. The flashing membrane is looped down into the joint to a depth of 1.5 times the width of the joint.
2. The minimum requirement for the termination bar is that it be 1" wide, made of aluminum or galvanized metal, and be pre-drilled on a maximum spacing of 12".
3. Where excessive movement or vibration is expected, the designer should consider using a termination bar, mechanically fastened through the flashing sheet 12" o.c. on both sides of the joint.
4. Protection Layer not shown for clarity.

Henry
COMPANY®
www.henry.com

790-11 WATERPROOFING

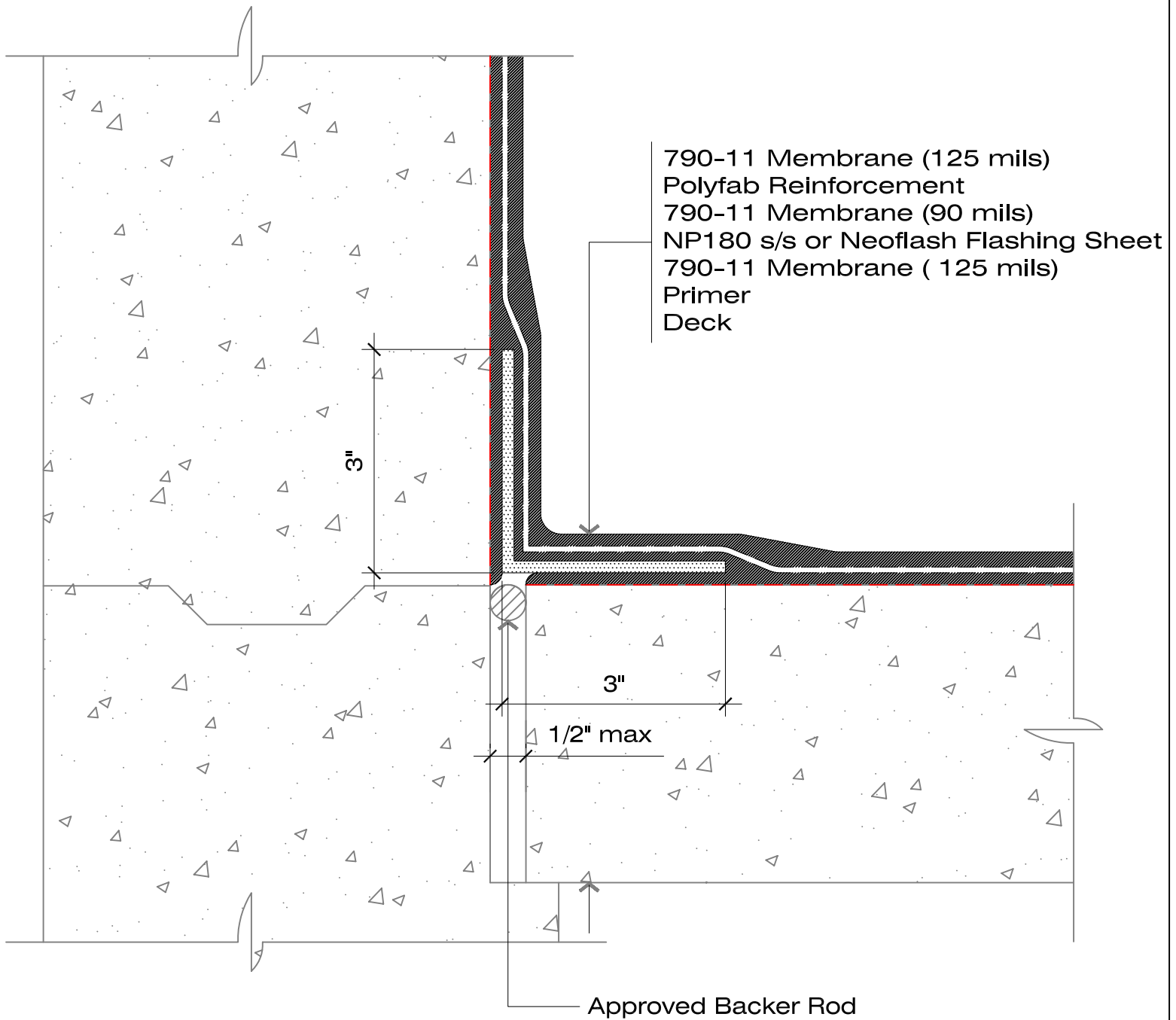
SCALE: N.T.S.

JOINTS 1/2" TO 2"

06-03-09

**EXPANSION JOINT
DETAIL**

WP-H111



Notes:

1. Where excessive movement or vibration is expected, the designer should consider using a termination bar, mechanically fastened through the flashing sheet 12" o.c. on both sides of the joint.
2. Protection layer not shown for clarity.

Henry
 COMPANY
 www.henry.com

790-11 WATERPROOFING

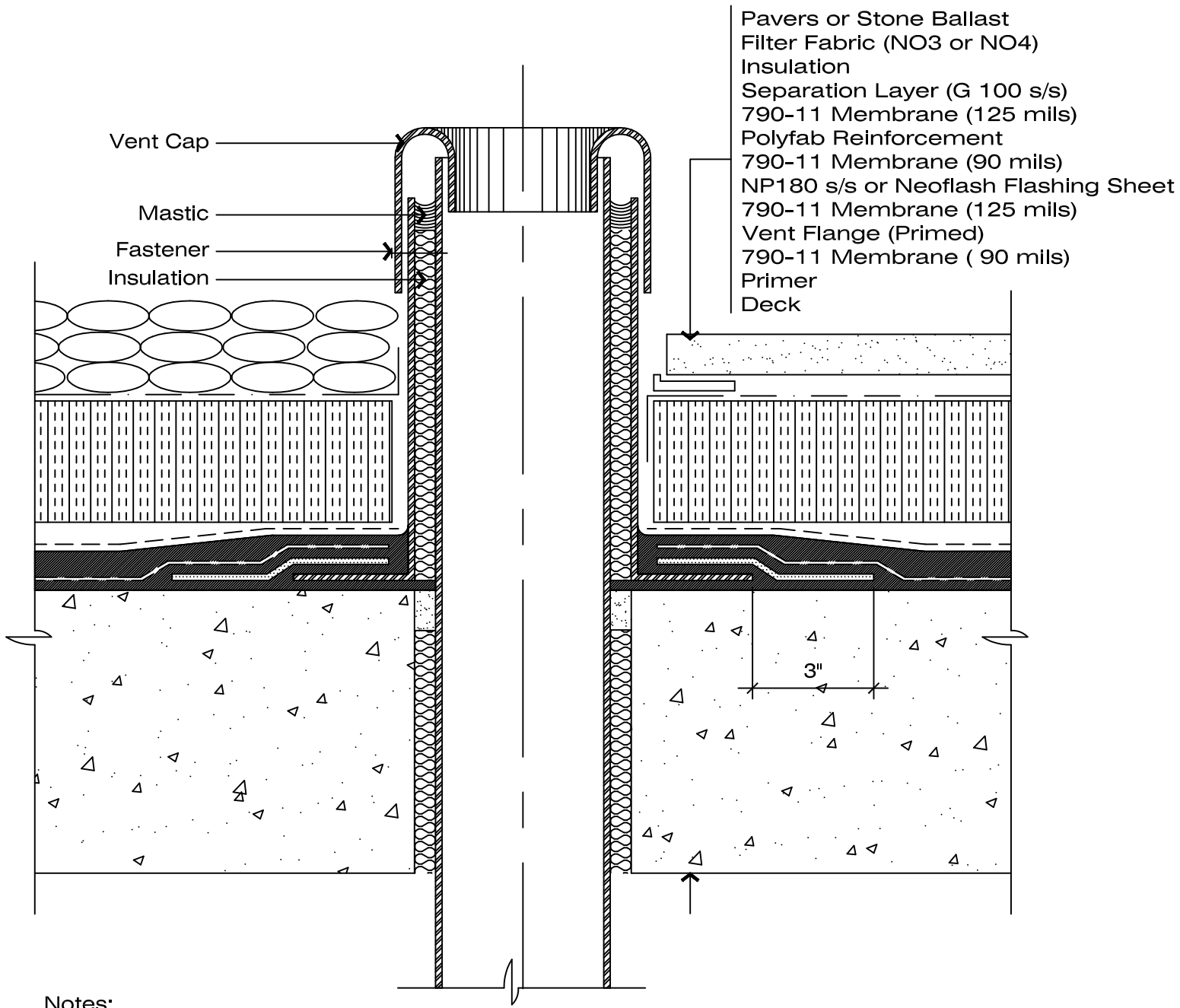
SCALE: N.T.S.

JOINTS UP TO 1/2" IN WIDTH

06-03-09

**EXPANSION JOINT
 DETAIL**

WP-H112



Notes:

1. Follow appropriate codes for minimum vent height above roof deck.
2. Keep the flashing sheet $\frac{1}{2}$ " back from the vent stack and carry the 790-11 membrane up the stack ensure a complete seal.

Henry
COMPANY

790-11 WATERPROOFING

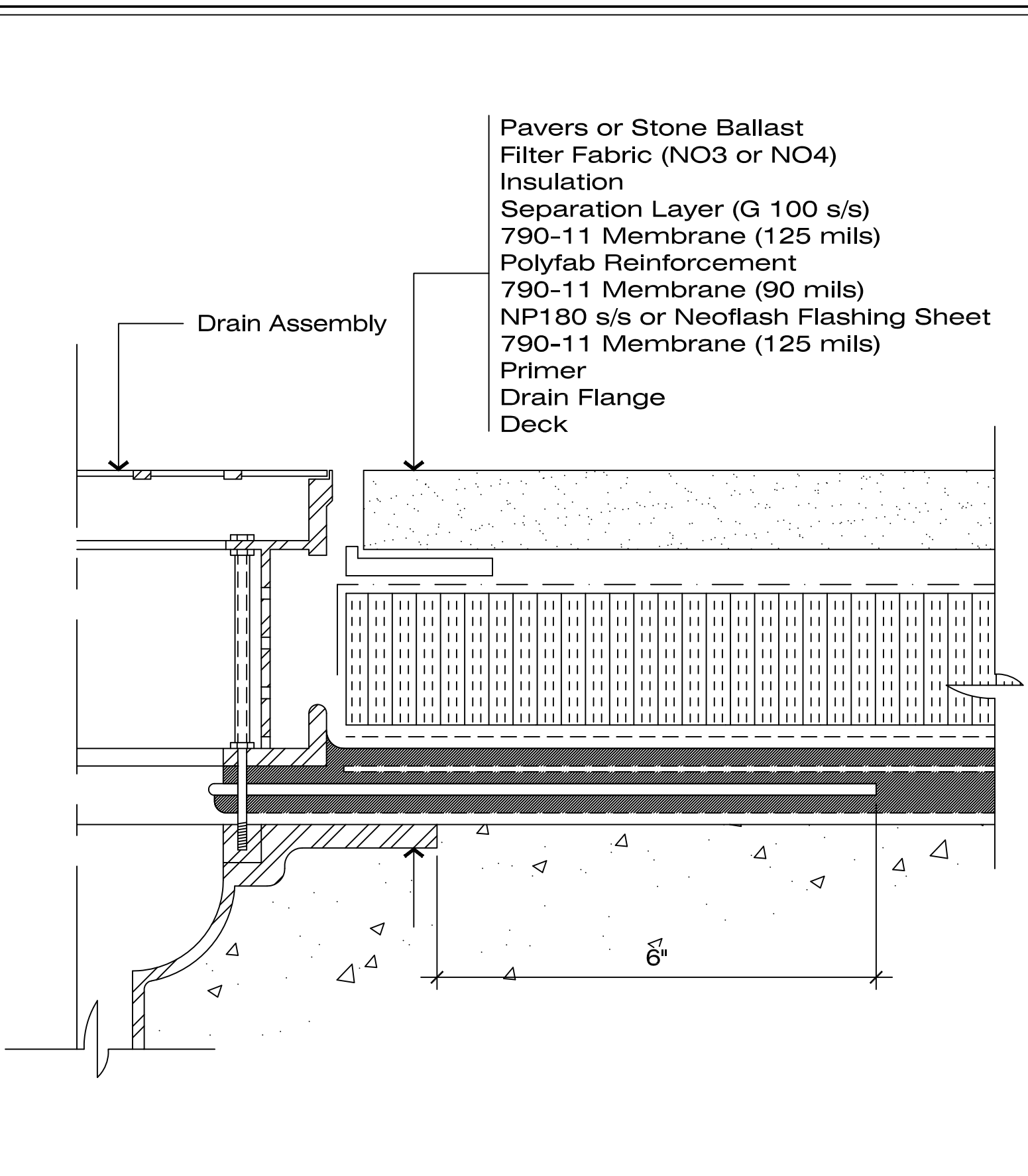
SCALE: N.T.S.

NOT CAST-IN-PLACE

FIT TO PAPER

**VENT PROJECTION
DETAIL**

WP-H113



790-11 WATERPROOFING

SCALE: N.T.S.

TYPICAL PLAZA DECK ASSEMBLY

FIT TO PAPER

**DRAIN
DETAIL**

WP-H114

Warranty #: SAMPLE
Issued:
Expiration:

**HENRY COMPANY ("HENRY")
5 YEAR EXTENDED MATERIAL WARRANTY
790-11 HOT APPLIED RUBBERIZED ASPHALT ("PRODUCT")**

Building Name:
Building Location:
Building OWNER: ("OWNER")
Date Product(s) Installation Completed:
Contractor:
Square Footage:

What This Limited Warranty Covers:

Commencing with the date of completion of installation of the Product(s) and continuing for the duration of this Warranty, if manufacturing defects in the Product(s) cause the Product(s) to not perform in conformance with the Product(s) label or tech data sheet, as published on www.henry.com at time of warranty issuance, or for its intended application, then HENRY at its sole option will, subject to the following section (What This Warranty Does Not Cover), either (1) refund OWNER's original purchase price for the Product(s) prorated by the unused portion of the warranty term; or (2) provide the amount of Product(s) necessary to make repairs. Under option (1), during the first year after installation of the Product(s), HENRY will refund OWNER's purchase price for the Product(s), exclusive of installation cost and minus any proration and costs previously incurred by HENRY for the replacement of Product(s) under this Warranty. After the first year, the purchase price to be refunded will be prorated by the remaining number of years of the Warranty term, minus any cost previously incurred by HENRY for the replacement of Product(s) under this Warranty.

Decisions as to the extent of repair or replacement required will be made solely by HENRY. The opinion of HENRY with respect to this matter shall be final. The remedy under this Warranty is available only for that portion of the Product(s) exhibiting defects at the time of the warranty claim. The replacement Product(s) as well as any remaining original Product(s) will be warranted only for the original warranty period. This limited warranty applies only to Product(s) used for an application specified by HENRY for the Product(s) and applied in strict accordance with HENRY published specifications, as published on www.henry.com in effect at the time of application. IF PRODUCT(S) IS USED FOR OTHER THAN A HENRY SPECIFIED APPLICATION, MISUSED OR ABUSED, IT IS SOLD AS IS AND WITHOUT ANY EXPRESS OR IMPLIED WARRANTIES, INCLUDING OF MERCHANTABILITY OR FITNESS FOR A PARTICULAR PURPOSE.

What This Warranty Does Not Cover:

This Warranty warrants that the Product(s) will be free from manufacturing defects which affect the ability of the Product(s) to perform in conformance with the Product(s) label or tech data sheet for its intended application during the Warranty Period; it is not a warranty that the Product(s) will never leak or age or to undertake responsibilities, liabilities or obligations other than those specifically identified in the preceding section.

The Contractor who installs the Product(s) is not a representative, agent or employee of HENRY. HENRY therefore is not bound by any representations made by the Contractor and does not warrant or guarantee the Contractor's workmanship.

HENRY is not responsible or liable for: (a) personal injury or property damage of any kind, even if arising from a breach of this Warranty, (b) damage to the building, or to other components of the building or its contents, including mold, mildew or interruption or complete disruption in the use of the building, (c) expenses associated with installation, removal, excavation, or replacement of other materials, building assemblies, mechanical equipment or scaffolding in connection with accessing, testing, repairing, removal, or replacement of the Product(s), (d) change in color or other aesthetic diminution, and (e) damage to the Product(s) attributable to one or more of the following conditions:

1. Acts of God and natural calamities (including, but without limitation, lightning, Beaufort Scale 10 or higher winds, hurricane, tornado, hail,

- earthquake, flood, or other violent storm or casualty), impact of objects or damage to the Product(s) due to settlement, distortion, failure or cracking of the roof deck, walls or foundation of the building, or for any splitting, cracking, blistering, delamination or separation of the Product(s) due to defect and/or failure of underlying materials not supplied by HENRY or for damage by foot traffic.
2. Civil insurrection, war, riot, terrorism, intentional destruction or vandalism.
3. Exposure to ionized radiation, contamination by radioactivity from any nuclear source, or bird droppings, chemical, or vermin attack on the Product(s).
4. Failure to timely report leaks or to repair leaks not covered by this Warranty.
5. Leaks caused by water entering from building components adjacent to the Product(s) or moisture migration either through or around other building components such as rooftop equipment, walls, copings, pitch pans and details which do not conform with HENRY details.
6. Installations on or through the Product(s) unless done in a manner prescribed and accepted by HENRY.
7. Repairs or alterations to the Product(s) that are not authorized first in writing by HENRY.
8. Inadequate rooftop drainage.
9. Normal wear and tear.

Obtaining Warranty Service:

If the Product(s) fails to perform in conformance with the Product(s) label or tech data sheet for its intended application, notify HENRY by email at warranty@henry.com, within 48 hours or within the next business day after discovery of any defect in the Product(s). The OWNER must give written notice to HENRY no later than thirty (30) days after a defect is discovered or should by reasonable diligence have been discovered. Claims under this Warranty will require proof of purchase by the OWNER. HENRY is not responsible for any claims without such proof of purchase. A purchase receipt or other proof of date of original purchase is required before warranty service is provided. Should the alleged failure or the remedy sought by the OWNER lie outside the scope of this Warranty, OWNER agrees to promptly reimburse HENRY for the cost of any investigation requested by OWNER, including remedy costs, plus a HENRY administrative fee of \$250.00.

Time for Remedy:

HENRY shall have forty-five (45) days after receipt of written notification of a Product(s) defect to initiate either of the remedies contained in this Warranty unless prevented by acts of God or events beyond HENRY's reasonable control.

Limitations and Exclusions:

TO THE EXTENT PERMITTED BY APPLICABLE LAW, HENRY DISCLAIMS ANY OTHER WARRANTY EXPRESS OR IMPLIED, THAN THAT PROVIDED FOR HEREIN. THIS WARRANTY IS IN LIEU OF AND EXCLUDES ALL OTHER WARRANTIES, GUARANTEES, CONDITIONS AND REPRESENTATIONS, EXPRESS OR IMPLIED, ORAL OR WRITTEN, STATUTORY OR OTHERWISE, INCLUDING BUT NOT LIMITED TO ANY IMPLIED CONDITIONS OR WARRANTIES AS TO THE MERCHANTABILITY OR FITNESS FOR A PARTICULAR PURPOSE OF THE HENRY PRODUCT(S). SOME STATES DO NOT ALLOW LIMITATIONS ON HOW LONG AN IMPLIED WARRANTY LASTS, SO THE ABOVE LIMITATION MAY NOT APPLY TO YOU. HENRY DOES NOT

AUTHORIZE ANY PERSON INCLUDING ITS REPRESENTATIVES, TO MAKE ANY REPRESENTATION OR TO OFFER ANY WARRANTY, CONDITION OR GUARANTY IN RESPECT OF THE PRODUCT(S) OTHER THAN THIS WARRANTY. THIS MATERIAL WARRANTY CANNOT BE MODIFIED EXCEPT IN WRITING SIGNED BY HENRY'S WARRANTY MANAGER. THIS LIMITED WARRANTY SHALL BE THE OWNER'S SOLE AND EXCLUSIVE REMEDY AGAINST HENRY AND UNDER NO CIRCUMSTANCES SHALL HENRY BE LIABLE FOR AN AMOUNT GREATER THAN THE ACTUAL PURCHASE PRICE OF THE UNIT OR FOR ANY CONSEQUENTIAL, EXEMPLARY, SPECIAL, INCIDENTAL OR OTHER DAMAGES INCLUDING, BUT NOT LIMITED TO, LOSS OF PROFITS, LOSS OF USE, OR DAMAGE TO THE BUILDING OR ITS CONTENTS OR THE ROOF DECK. INCIDENTAL, CONSEQUENTIAL AND EXEMPLARY DAMAGES SHALL NOT BE RECOVERABLE EVEN IF THE REMEDIES OR THE ACTIONS PROVIDED FOR IN THIS WARRANTY FAIL OF THEIR ESSENTIAL PURPOSE. SOME STATES DO NOT ALLOW THE EXCLUSION OR LIMITATION OF INCIDENTAL OR CONSEQUENTIAL DAMAGES, SO THE ABOVE LIMITATION OR EXCLUSION MAY NOT APPLY TO YOU. HENRY SHALL NOT BE LIABLE FOR ANY DAMAGES WHICH ARE BASED UPON NEGLIGENCE, GROSS NEGLIGENCE, BREACH OF WARRANTY, BREACH OF CONTRACT, STRICT LIABILITY OR ANY OTHER LEGAL THEORY OF LIABILITY OTHER THAN THE EXCLUSIVE LIABILITY SET FORTH IN THIS WARRANTY.

Conditions of Warranty:

HENRY's continuing liability under this Warranty is conditioned upon the following:

- a) The Product(s) was stored, handled, applied and maintained in accordance with HENRY's instructions, recommendations and specifications in effect at the time of application;
- b) The Product(s) and all components thereof have been sold by HENRY except where authorized by HENRY;
- c) HENRY and the Contractor have been paid in full for the Product(s);
- d) The Product(s) has not been altered, modified or repaired without prior written approval of HENRY;
- e) The OWNER has notified HENRY in writing of any failure of the Product(s) covered by this Warranty within thirty (30) days following such failure;

- f) There has been no misuse, abuse or negligence with respect to the Product(s) on the part of the OWNER, facility or mechanical tradesmen.

Transfer:

This Warranty is assignable conditioned upon prior written approval by HENRY. Such approval is subject to the terms, conditions and fees contained in HENRY's application for transfer of warranty.

Waiver:

HENRY's failure at any time to enforce or rely upon any of the terms or conditions stated herein shall not be construed to be a waiver of its rights hereunder.

OWNER's Agreement:

HENRY would not agree to assume the obligations contained in this Warranty in the absence of any of the limitations and exclusions contained herein. Therefore, (1) OWNER's agreement to each and every term of this Warranty is an essential condition precedent to HENRY's obligations hereunder; (2) in the absence of such agreement by the OWNER the Product(s) is sold AS IS AND WITHOUT ANY EXPRESS OR IMPLIED WARRANTIES, INCLUDING OF MERCHANTABILITY OR FITNESS FOR A PARTICULAR PURPOSE; (3) failure of any condition precedent herein shall discharge HENRY from all further obligation under this Warranty, and the disclaimer herein of any other warranties, conditions and representations shall survive; and (4) by accepting or asserting any rights hereunder, OWNER irrevocably agrees to indemnify and hold harmless HENRY, its affiliates, successors, assigns, directors, officers, employees and agents (each an "Indemnified Party") from and against all claims, expenses (including attorney's fees and expenses), losses, liabilities and damages in any way related to or arising from matters described in the section of this Warranty entitled "What This Warranty Does Not Cover," and all amounts paid in defense of the foregoing which may be imposed upon, incurred by or asserted against an Indemnified Party by any person, firm or entity.

Except as otherwise expressly provided above, this Warranty shall be governed by and construed in accordance with the laws of the State of Texas without regard to conflict of law rules.

THIS WARRANTY GIVES YOU SPECIFIC LEGAL RIGHTS, AND YOU MAY ALSO HAVE OTHER RIGHTS WHICH VARY FROM STATE TO STATE OR COUNTRY TO COUNTRY, IF OUTSIDE OF THE UNITED STATES.

HENRY COMPANY

By: _____
Name:

Date: _____

NOTE: SAMPLE WARRANTIES ARE PROVIDED CONDITIONALLY AND SHOULD NOT BE CONSTRUED OR INTERPRETED AS A REPRESENTATION OR PROMISE THAT HENRY WILL IN FACT PROVIDE SUCH A WARRANTY FOR A SPECIFIC PROJECT. HENRY WARRANTIES ARE NOT VALID OR BINDING UNLESS AND UNTIL ALL OF HENRY'S REQUIREMENTS FOR WARRANTY ISSUANCE ARE MET AND A PROJECT-SPECIFIC WARRANTY IS ISSUED. HENRY RESERVES THE RIGHT TO MODIFY THE TERMS OF ITS SAMPLE WARRANTIES FOR ANY REASON, AT ANYTIME, WITH OR WITHOUT NOTICE. FOR MORE INFORMATION ABOUT HENRY'S REQUIREMENTS, PLEASE CONTACT THE HENRY WARRANTY DEPARTMENT AT WARRANTY@HENRY.COM.

Product Certification

Henry® 790-11 Hot-Applied, Rubberized Asphalt Waterproofing Membrane

790-11 is a hot-applied, rubberized asphalt formulated to provide a monolithic, fully bonded waterproofing membrane. 790-11 is suitable for installation on all slopes including dead level and vertical.

790-11 hot rubberized asphalt membrane has the following credentials:

- Meets the requirements of CGSB 37.50 M89
- UL Class A listed
- Miami-Dade approved (NOA # 08-1003.09)
- Resistant to 231 feet of hydrostatic pressure (100 psi) tested per ASTM D-08.22
- Low VOC (meets SCAQMD and OTC requirements)

790-11 is compatible with the following Henry waterproofing accessories:

- 910-01 Primer/Surface Conditioner
- 930-18 Adhesive/Surface Conditioner
- Polyfab Polyester Reinforcing Fabric
- Neoflash Uncured Neoprene Flashing Sheet
- 990-25 Flashing Sheet
- NP180gT4 & NP180gM4 Exposed Flashing Sheet(s)
- NP180pp & NP180ss Concealed Flashing Sheet(s)
- PUMA Liquid Membrane
- G100ss Protection Course
- Root Bloc 20/30 Root Barrier
- NO3 & NO4 Filter Fabric
- 925 BES Sealant
- Henry Drain Board

790-11 is compatible with cast-in-place and precast normal weight concrete, structural lightweight concrete (min. compressive strength of 2500psi), CMU, cement board, metal, and plywood when used with appropriate Henry primer.

Henry Company production facilities responsible for the manufacture of Henry 790-11 Hot Rubberized Asphalt, maintain and adhere to a full-time quality control program. Each batch of material is tested to ensure conformance with the manufacturer's published physical properties.

Henry manufacturing facility responsible for manufacture of 790-11 implements full time quality control and is ISO certified.

790-11 does not contain asbestos, lead, PBDE or PCBs.

Physical properties and application instructions are available on Henry technical data sheets viewable at www.henry.com. or upon request.

Henry® Company

999 N. Pacific Coast Highway, Suite 800
El Segundo, CA 90245
800-486-1278 | www.henry.com

LEED INFORMATION

PRODUCT: **790-11 Rubberized Asphalt**

SS – CREDIT 7 – HEAT ISLAND EFFECT: ROOF

This product does not meet the requirements as reflective roof coating.

(When installed to >50% of roof surface area, Henry Vegetative Roof Assembly qualifies for LEED credit.)

MR - CREDIT 4.x – RECYCLED CONTENT

RECYCLED CONTENT (POST-CONSUMER): **11%**

RECYCLED CONTENT (POST-INDUSTRIAL): **0%**

MR - CREDIT 5.x– REGIONAL MATERIALS

EXTRACTION SITE: **Raw materials are sourced to Henry from various North American sources and extraction site of raw materials may vary without notice. As a result, the extraction site of materials used to manufacture this product is undetermined.**

MANUFACTURING SITE: **Lachine, Quebec, Canada, H8R1N7**
:

MR- CREDIT 6 AND 7 – RAPIDLY RENEWABLE MATERIALS AND CERTIFIED WOOD

This product does not contain rapidly renewable materials or certified wood

IEQ – CREDIT 4.1 – ADHESIVES AND SEALANTS

Product not applicable to this credit

VOC CONTENT: 0 g/L

IEQ– CREDIT 4.2 – PAINTS AND COATINGS

Product not applicable to this credit