



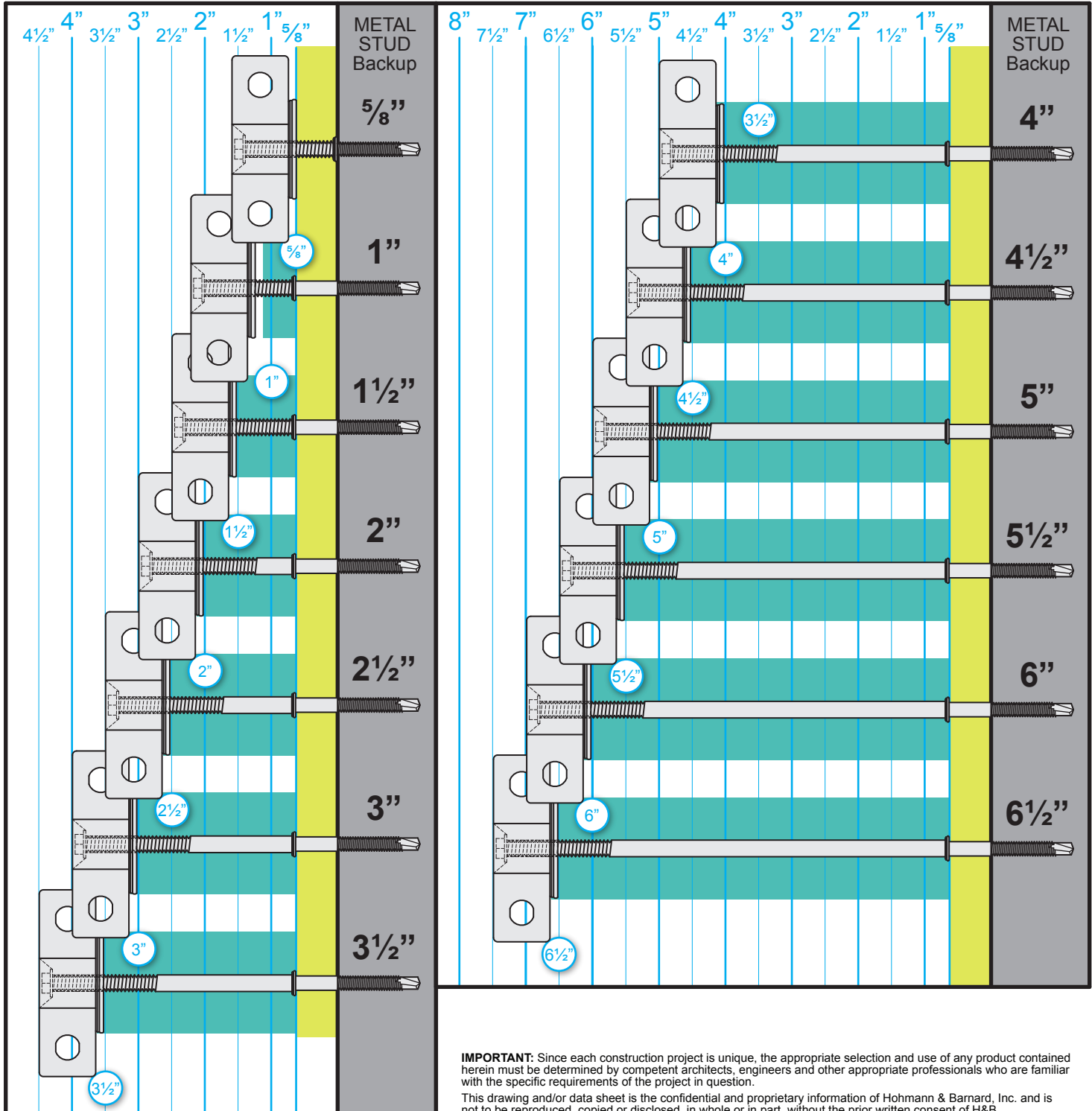
Thermal 2-Seal™ Wing Nut Anchor

METAL STUD BACKUP

SIZE & SELECTION CHART

All anchors feature $\frac{1}{2}$ " of inward adjustability to account for variations in wall thickness and to securely fasten rigid insulation to the backup.
Install with a standard $\frac{5}{16}$ " hex socket.

 RIGID INSULATION
 $\frac{5}{8}$ " GYPSUM SHEATHING



IMPORTANT: Since each construction project is unique, the appropriate selection and use of any product contained herein must be determined by competent architects, engineers and other appropriate professionals who are familiar with the specific requirements of the project in question.
This drawing and/or data sheet is the confidential and proprietary information of Hohmann & Barnard, Inc. and is not to be reproduced, copied or disclosed, in whole or in part, without the prior written consent of H&B.