




Royal Estate™

IKO.COM



IKO ROYAL ESTATE DESIGNER SHINGLES



Before the first lullaby; before training wheels, summer camps and the big job promotion; ahead of summer vacations and high school graduations — there was one thing that mattered most: safeguarding your family members by providing a roof over their heads.



Many of life's most memorable moments unfold under the UNCOMPROMISING PROTECTION of your roof.

Since 1951, IKO has been there for North American families just like yours, quietly enduring the elements to protect families, homes and everything dear — while providing the luxury of not having to worry.

Now that it's time to replace your roof, don't take it for granted. Keeping your family comfortable and safe is just as important now as ever. And it's important to choose roofing products that not only look great, but also can go the distance. At IKO, four generations of family-owned-and-operated experience go into every product we make. The result? **Beauty you can see. Quality you can feel. And performance you can trust. Because at IKO, it's not just roofing. It's roofing elevated.**





BEAUTY YOU CAN SEE

Your home is an outward expression of your inner self.

Your home’s roof may account for up to 40% of the visual surface area of its exterior. IKO Royal Estate designer laminated shingles take hi-def to dizzying new heights of sophistication. Designed as a step-up from our architectural shingles, they offer a beautiful upscale look at an attractive price.

You’ll do a double-take when you see how closely these blends mimic the gorgeous appearance of natural slate tiles. Genuine stone varies considerably in color from charcoal grey

to rich dark browns. Each of our four spectacular color blends is based on the natural color variations you’ll find in genuine slate. IKO quarries, crushes, and colors its own stone. IKO Royal Estate shingles feature extra-deep shadow bands in order to provide enough contrast to create the random-cut, hand-hewn appearance of individual quarried stone tiles. Even in the darker color blends the profile of separate tiles shines through in sharp relief.

Matching hip and ridge cap shingles are available to protect vulnerable roof areas and complete the stunning, hi-def designer look of your new roof.



Can’t decide on a shingle color? IKO RoofViewer® to the rescue! Our exclusive interactive shingle selector software tool lets you mix’n’match our shingles based on home style, color of siding and other accessories. Or upload a photo of your actual home. Download at IKO.COM or get our free app at Google Play or iTunes. *See details on back cover.

QUALITY YOU CAN FEEL

We never take quality for granted. The thickness of IKO Royal Estate's dimensional profile and deep shadow bands create the appearance of natural slate tiles in a way that sets them apart. We couldn't have achieved that look without a difference in quality you can actually feel. We laminated two tough fiberglass mats together for strength, durability and thickness.

You can see – and feel –
the difference in quality.

TOUGH TO THE CORE.

The strength of our shingles starts within thanks to our resilient, fiberglass mat, coated top and bottom with weathering asphalt, then surfaced with colored granules.

AN EXCEPTIONAL BONDING EXPERIENCE.

Our shingles have IKO's Fastlock™ sealant along their bottom edge that helps prevent wind-driven rain from getting underneath them. When activated by the sun's heat, it gets extra-tacky and creates an even stronger bond to help ensure maximum protection against wind uplift, blow-off and water infiltration.

BUILT-IN ALGAE RESISTANCE.

We embed colorfast Algae Resistant granules into our shingles to help inhibit the growth of blue-green algae that can cause unattractive black stains, streaks and discoloration.

PERFORMANCE YOU CAN TRUST



Our inner strength is your inner peace.
When the roof over your head is built with IKO Royal Estate shingles, you and yours can rest easy. We've engineered our shingles to weather life's storms and be an effective first line of defense against inclement weather.

So, let it snow. Rain.
Or blow.



THE IKO ADVANTAGE

Limited Warranty ¹	Limited Lifetime
Iron Clad Protection ¹	15 Years
Limited Wind Warranty ¹	110 mph (177 km/h)
Limited High Wind Warranty Upgrade ¹²	130 mph (210 km/h)
Blue-green Algae Resistant ¹	Yes

PRODUCT SPECIFICATIONS³

Length	40 in (1016 mm)
Width	13 1/4 in (336 mm)
Exposure	5 5/8 in (143 mm)
Coverage Per Bundle	33 1/3 ft ² (3.1 m ²)

STANDARDS⁴


ASTM D3462, ASTM D3018, ASTM D3161 – Class F
ASTM D7158 – Class H, ASTM E108/UL 790 – Class A,
CSA A123.5

NOTE: Products with Miami Dade NOA, FBC product approval and Texas Department of Insurance listings are available. Please contact IKO for details.
¹See Limited Warranty at IKO.com for complete terms, conditions, restrictions, and application requirements. Shingles must be applied in accordance with application instructions and local building code requirements.
²High Wind Application is required.
³All values shown are approximate.
⁴Products developed with reference to these Standards.





Color Featured: Mountain Slate



Who says you can't have it all? When you choose IKO Royal Estate designer shingles you can! They offer you the sought-after, solid good looks of a natural slate tile roof without the associated worries, maintenance and expense.

Designed to make an impressive impact.

Your home will be the envy of the neighborhood no matter which stunning color blend you choose. IKO uses advanced color blending technology so you can simulate the luxurious look of natural stone tiles on your unique style of home from traditional to contemporary.

MOUNTAIN SLATE

Traditional, elegant, classic.

PERFECT PAIRINGS: Stone, masonry, wood, brick, siding (especially white, beige or grey).



MOUNTAIN SLATE

Our homes define us from the inside out.

The beautiful color blends and ultra high-definition of IKO Royal Estate shingles can speak volumes about your personal sense of style and good taste. Decide what you want to tell the world and let our shingles help you say it.

TAUPE SLATE

Authentic, down-to-earth, dramatic.

PERFECT PAIRINGS: Stone, masonry, wood, brick, siding (especially cream, beige or grey).



TAUPE SLATE



Your roof can be
“slated” for greatness.

Before you decide on the perfect color to complement your style of home, ask to see a sample and an actual roof installation. Watch how the colors appear to change throughout the day and decide on the blend that best coordinates with your siding, trim and other exterior elements.

Ready for your roof to go au naturel?

We've taken great care to mimic the colors of genuine slate, which varies in nature from light greys and browns through their deeper hues into shades of black. These nuances of color combine to create the textured appearance of the natural stone.

SHADOW SLATE

Traditional, natural, sophisticated.

PERFECT PAIRINGS: Stone, masonry, wood, brick, siding (especially white, beige or grey).



SHADOW SLATE



Color Featured: Shadow Slate



Color Featured: Harvest Slate



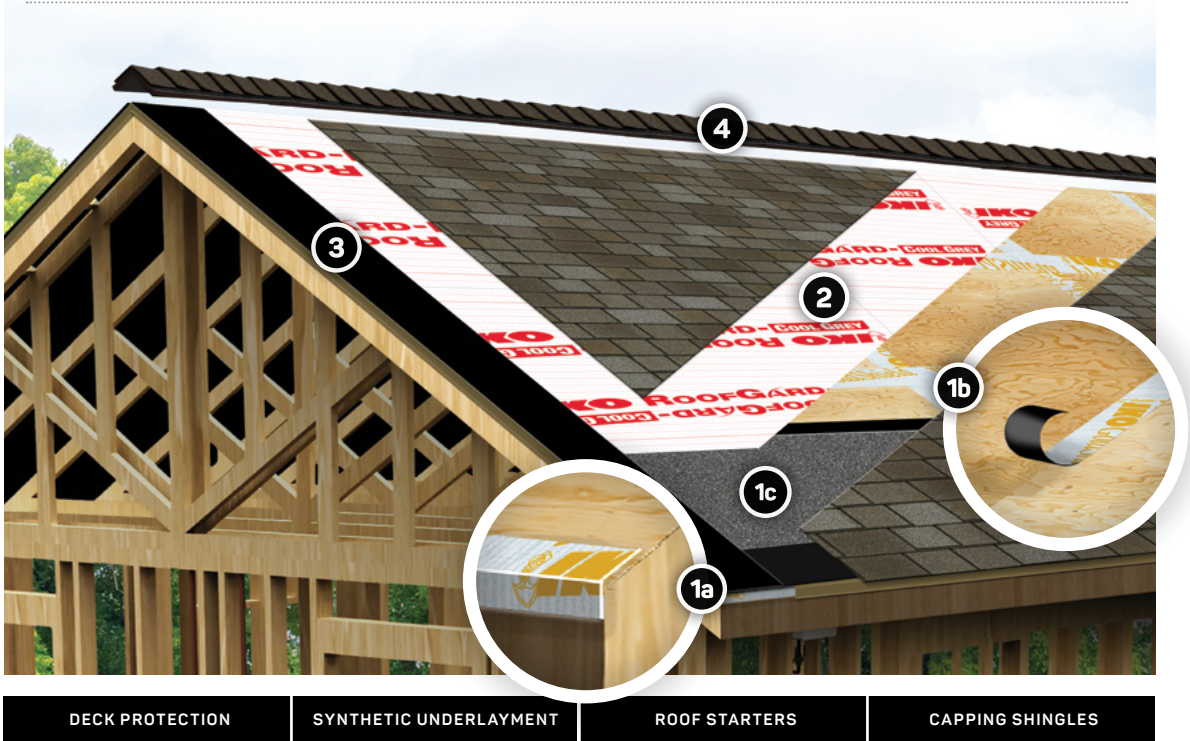
HARVEST SLATE



HARVEST SLATE
Warm, welcoming yet majestic and refined.
PERFECT PAIRINGS: Stone, masonry, wood, brick, siding (especially white, cream or beige).

PRO4 INTEGRATED ROOFING ACCESSORIES

Shingles are your home’s first line of defense, but they protect, perform and look their best installed with the recommended IKO PRO4 Integrated Roofing Accessories shown below.



DECK PROTECTION	SYNTHETIC UNDERLAYMENT	ROOF STARTERS	CAPPING SHINGLES
<p>1. IKO GoldSeam™ Roof Sealing Tape</p> <p>1a. Apply where the fascia and eaves meet.</p> <p>1b. Apply over seams when sealing the deck using synthetic underlayment.</p> <p>ArmourGard™ or GoldShield™ Ice & Water</p> <p>1c. Apply under shingled roofs to prevent water infiltration due to ice dams and wind-driven rain.</p>	<p>2. RoofGard-Cool Grey™</p> <p>It's lighter and easier to handle, making it faster to install. The synthetic, nonbreathable material provides a superior slip-resistant surface. It's easy to install around vents, dormers, and other roof structures. And since it's grey instead of black, it absorbs less of the sun's radiant heat.</p>	<p>3. Leading Edge Plus™ or EdgeSeal®</p> <p>Apply starter shingles with IKO's own high-strength thermally activated sealant or use the double-sided starter roll at eaves and rakes to help ensure wind resistance at that critical first course of shingles.</p>	<p>4. IKO UltraHP® / IKO UltraHP® IR®</p> <p>Our specially constructed ridge cap shingles are designed to provide a high-quality alternative to using cut-up roof shingles to protect this important area. The "HP" stands for "High Profile," which means that they're also designed to add dimension, depth and texture to your roofline and rakes.</p>

To find out more about Royal Estate Designer shingles or additional IKO products, please talk to an IKO sales representative or a professional roofing contractor, or contact IKO directly.

United States 1-888-IKO-ROOF (1-888-456-7663)
Canada 1-855-IKO-ROOF (1-855-456-7663)

The information in this literature is subject to change without notice. We assume no responsibility for errors that may appear in this literature. ¹To ensure complete satisfaction, please view several full size shingles and an actual roof installation prior to final color selection as the shingle swatches and photography shown online, in our brochures and in our app may not accurately reflect shingle color and do not fully represent the entire color blend range, nor the impact of sunlight. ²IKO UltraHP IR capping shingles have a Class 4 impact resistance rating tested against UL 2218, which IKO is pleased to present for the sole purpose of enabling homeowners using these shingles in conjunction with Class 4 impact resistance rated shingles to obtain a discount on their home insurance premiums, if available in their area. This rating is not to be construed as any type of express or implied warranty or guarantee of the impact performance of this shingle by the manufacturer, supplier or installer.



Visit us online at: **IKO.COM**