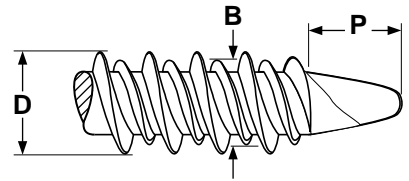
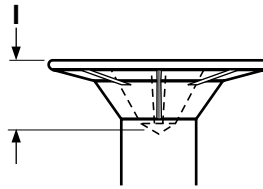
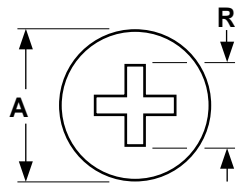


Self-Tapping Screws

Self-Drilling

Wafer Phillips
High-Low w/Spade Pt.



WAFER PHILLIPS SPADE POINT HIGH-LOW SELF DRILLING SCREWS WITH NIBS UNDER HEAD														
Screw Size	Threads per Inch	A		R		I		D		B		P		Phillips Drive Size
		Head Diameter		Recess Diameter		Recess Depth		Major Thread Diameter		Minor Thread Diameter		Point Length		
		Max	Min	Max	Min	Max	Min	Max	Min	Max	Min	Max	Min	
8	15	.417	.377	.209	.196	.148	.123	.201	.182	.169	.149	.228	.208	2
Tolerance on Length														

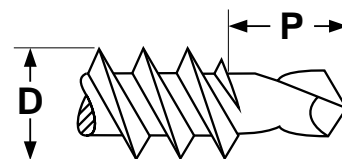
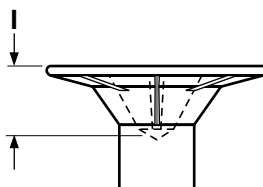

NOTE: There is no single standard for spade point high-low screws. These values are offered as a guide; deviations from these specifications may occur.

Description	A countersunk, flat head screw with a double lead, consisting of a high and low thread; and spade-shaped point designed to drill its own hole. The head has eight protrusions, or nibs, equidistantly spaced from each other, that run from the outer edge of the head down the cone-shaped bearing surface.
Applications/Advantages	Specifically designed for attaching cement board to plywood.
Material	AISI 1018 - 1022 steel
Case Depth	.004 minimum
Surface Hardness	Vickers HV 450 - 800
Core Hardness	Vickers HV 290 - 450
Recommended Torque	45 kg/cm minimum
Finish	Screws have a green ceramic coating intended to withstand a salt-spray test of 500 hours.

Wafer Phillips w/
Drill Point

Self-Drilling

Self-Tapping Screws



WAFER PHILLIPS SELF DRILLING SCREWS WITH NIBS UNDER THE HEAD

Screw Size	Threads per Inch	A		R		I		D		P	Phillips Drive Size
		Head Diameter		Recess Diameter		Recess Depth		Major Thread Diameter		Point Length	
		Max	Min	Max	Min	Max	Min	Max	Min	Min	
8	15	.417	.377	.209	.196	.148	.123	.169	.157	.156	2
Tolerance on Length											

NOTE: There is no single standard for Wafer Phillips self-drilling screws. These values are offered as a guide; deviations from these specifications may occur.

Description	A countersunk fastener with a flat head, spaced threads and self drilling point. The head has eight protrusions, or nibs, equidistantly spaced from each other, that run from the outer edge of the head down the cone-shaped bearing surface.
Applications/ Advantages	Specifically designed for attaching cement board to metal studs of a thickness from 14-20 gauge.
Material	AISI 1018 - 1022 steel
Case Depth	.004 minimum
Surface Hardness	Vickers HV 450 - 800
Core Hardness	Vickers HV 290 - 450
Recommended Torque	45 kg/cm minimum
Finish	Screws have a green ceramic coating intended to withstand a salt-spray test of 500 hours.