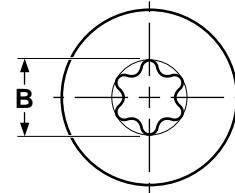
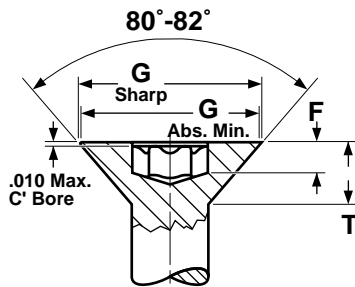


# Self-Tapping Screws

# Head Dimensions

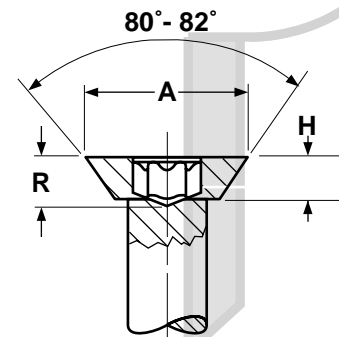
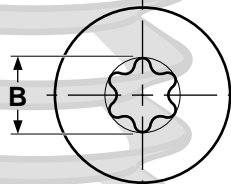
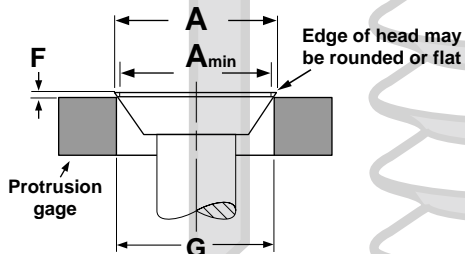
Torx® Flat &  
Torx® Flat Undercut



## TORX® FLAT HEADS FOR SELF TAPPING SCREWS

Camcar

Nominal Size	G			T	B	F	Max Penetration of "No-Go" Gauge (Fallaway)	Torx® Driver Size
	Head Diameter			Head Height	Recess Diameter	Gauge Penetration		
	Max Sharp	Min Sharp	Abs Min	Ref	Ref	Min		
4	.225	.209	.195	.067	.094	.028	.019	T8
6	.279	.257	.244	.083	.111	.035	.022	T10
8	.332	.308	.292	.100	.132	.040	.026	T15
10	.385	.359	.340	.116	.155	.050	.031	T20
12	.438	.410	.389	.132	.178	.055	.036	T25
1/4	.507	.477	.452	.153	.200	.075	.040	T27



## HEAD & DRIVE DIMENSIONS FOR TORX® FLAT UNDERCUT SELF TAPPING SCREWS

Nominal Size	A		H	B		R	F		Driver Size
	Head Diameter		Head Height		Recess Diameter	Recess Penetration Gaging Depth	Protrusion Above Gaging Diameter		
	Max	Min	Max	Min	Ref	Min	Max	Min	
4	0.225	0.195	0.047	0.038	0.094	0.020	0.032	0.019	T8
6	0.279	0.244	0.059	0.048	0.111	0.024	0.036	0.021	T10
8	0.332	0.292	0.070	0.058	0.132	0.035	0.039	0.023	T15
10	0.385	0.340	0.081	0.068	0.155	0.045	0.042	0.025	T20
12	0.438	0.389	0.092	0.078	0.178	0.050	0.045	0.027	T25
1/4	0.507	0.452	0.107	0.092	0.200	0.055	0.050	0.029	T27