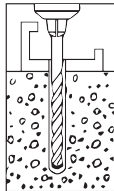
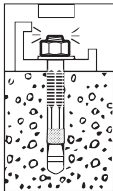


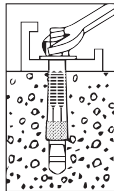
# Dynabolt Sleeve Anchors



1



2



3

- 1** Use a carbide tipped drill bit whose diameter is equal to the anchor. See catalog chart at [www.itwredhead.com](http://www.itwredhead.com) to determine proper size bit for anchor used. Drill hole to any depth exceeding minimum embedment. Clean hole.
- 2** Insert assembled anchor through fixture and into hole so that washer or head is flush with materials to be fastened.
- 3** Expand anchor by tightening nut or head 2 to 3 turns.