



FLOOR DOORS: ALUMINUM - RETROFIT & RECESSED

AAF-LR SERIES: Aluminum Angle Floor Door for Retrofit Openings

Model AAF-LR is a Recessed Aluminum Floor Door to be Installed Flush with the Surrounding Floor Surface. This Floor Door Works Well for Use in Both New and Existing Openings .

Frame: 3/16" extruded aluminum. Mill with bituminous coating below grade. Door rests on 3/4" lip.

Door: Reinforced 1/4" diamond aluminum plate with flush Allen key operator on exterior and handle opener on inside. Mill finish.

Hardware: Stainless steel hinges are bolted to the door and frame to minimize galvanic corrosion. All fasteners are tamperproof stainless steel bolts. Stainless steel slam locks, gas assist opener, hold open arm. Removable threaded plug with screwdriver head protects hex head operator from dust and debris.

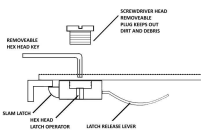
Load: 300 lbs/ft²

Sizes: Minimum 24" x 24", maximum 48" x 48", incremental sizes available. ORDER SIZE IS DOOR SIZE.

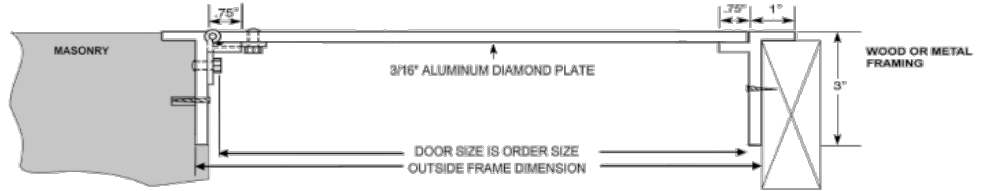
Optional Features at Additional Cost: Padlock Tab.



Model AAF-2424SLR



Slam Latch Detail



RFD SERIES: Aluminum Floor Door with Recessed Door For Tile or Carpet

Model RFD with a Recessed Door Panel for 1/8" Flooring Infill. Aluminum Construction and Stainless Components are Corrosion-Resistant

Frame: 3" x 3" x 1/4" aluminum angle with mill finish. An 1/8" lip provides a stable surface for tile or carpet to be abutted to the door. Door rests on 1" door stop on 4 sides of frame. Masonry anchor bolted onto frame for ease of installation.


Door: 1/4" smooth reinforced aluminum with flush Allen key operator on exterior and handle opener on inside. An 1/8" lip provides a clean edge for the application of flooring material. Mill finish.

Hardware: 2 torsion bars with hinge-arm and hold-open with red vinyl grip. Hardware is cadmium-plated. Removable threaded plug with screwdriver head protects hex head operator from dust and debris.

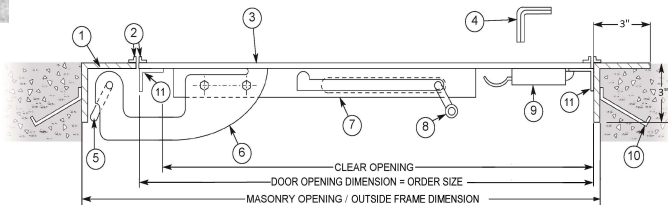
Load: 150 lbs/ft²

Sizes: Minimum 24" x 24. Sizes 48" x 48 and larger up to 60" x 74" have double door.

Optional Features at Additional Cost: 3/16" lip height, stainless steel hardware available for high corrosive areas.



Model RFD-5 With Carpet Overlay



1. 1/4" extruded aluminum frame
2. Floor covering surround 1/8"
3. 1/4" aluminum smooth plate door
4. Removable outside key handle
5. Torsion bars
6. Hinge arm
7. 1/4" aluminum reinforcing bar
8. Hold-open arm with red vinyl grip
9. One point locking system
10. Anchor straps
11. Door stop on 4 sides

AAF-LR - MODEL SIZE IS DOOR SIZE				RFD - MODEL SIZE IS DOOR OPENING SIZE				
Model# (Door Size) W x L (Hinge Side)	Doors	Outside Frame Dimension W x L	Approx. Weight	Model#	Doors	Door Opening W x L	Masonry Opening Dimension W x L	Approx. Weight
AAF-2424SLR	Single	24 3/4" x 24 3/4"	60 lbs.	RFD-1	Single	24" x 24"	27 1/2" x 24 1/2"	60 lbs.
AAF-2436SLR	Single	24 3/4" x 36 3/4"	76 lbs.	RFD-2	Single	30" x 30"	33 1/2" x 30 1/2"	75 lbs.
AAF-3030SLR	Single	30 3/4" x 30 3/4"	81 lbs.	RFD-3	Single	30" x 36"	33 1/2" x 36 1/2"	88 lbs.
AAF-3036SLR	Single	30 3/4" x 36 3/4"	92 lbs.	RFD-4	Single	36" x 36"	39 1/2" x 36 1/2"	100 lbs.
AAF-3636SLR	Single	36 3/4" x 36 3/4"	100 lbs.	RFD-5	Single	42" x 42"	45 1/2" x 42 1/2"	135 lbs.
AAF-3048SLR	Single	30 3/4" x 48 3/4"	115 lbs.					
AAF-3648SLR	Single	36 3/4" x 48 3/4"	118 lbs.					
AAF-4242SLR	Single	42 3/4" x 42 3/4"	120 lbs.					
AAF-4848DLR	Double	48 3/4" x 48 3/4"	154 lbs.					

The Activar Construction Product Group is a dynamic group of six companies that have combined resources, innovation and experience to serve the commercial construction industry for over 70 years. Air Louvers offers a wide variety of metal vision lites & louvers, specialized glass, astragals, and metal edging for both wood and hollow metal doors. JL Industries, Samson Products and Thomas Enterprises have manufactured and distributed some of the leading lines of fire protection products including a full line of fire extinguishers and cabinets, AEDs and cabinets plus valve and hose cabinets. They also offer rated and non-rated access panels, roof accessories, corner guards, detention products and entrance floor mats & gratings. Rooftop Accessories offers safety railings and pipe support systems. Hiawatha Inc. provides high-quality architectural door hardware and components.