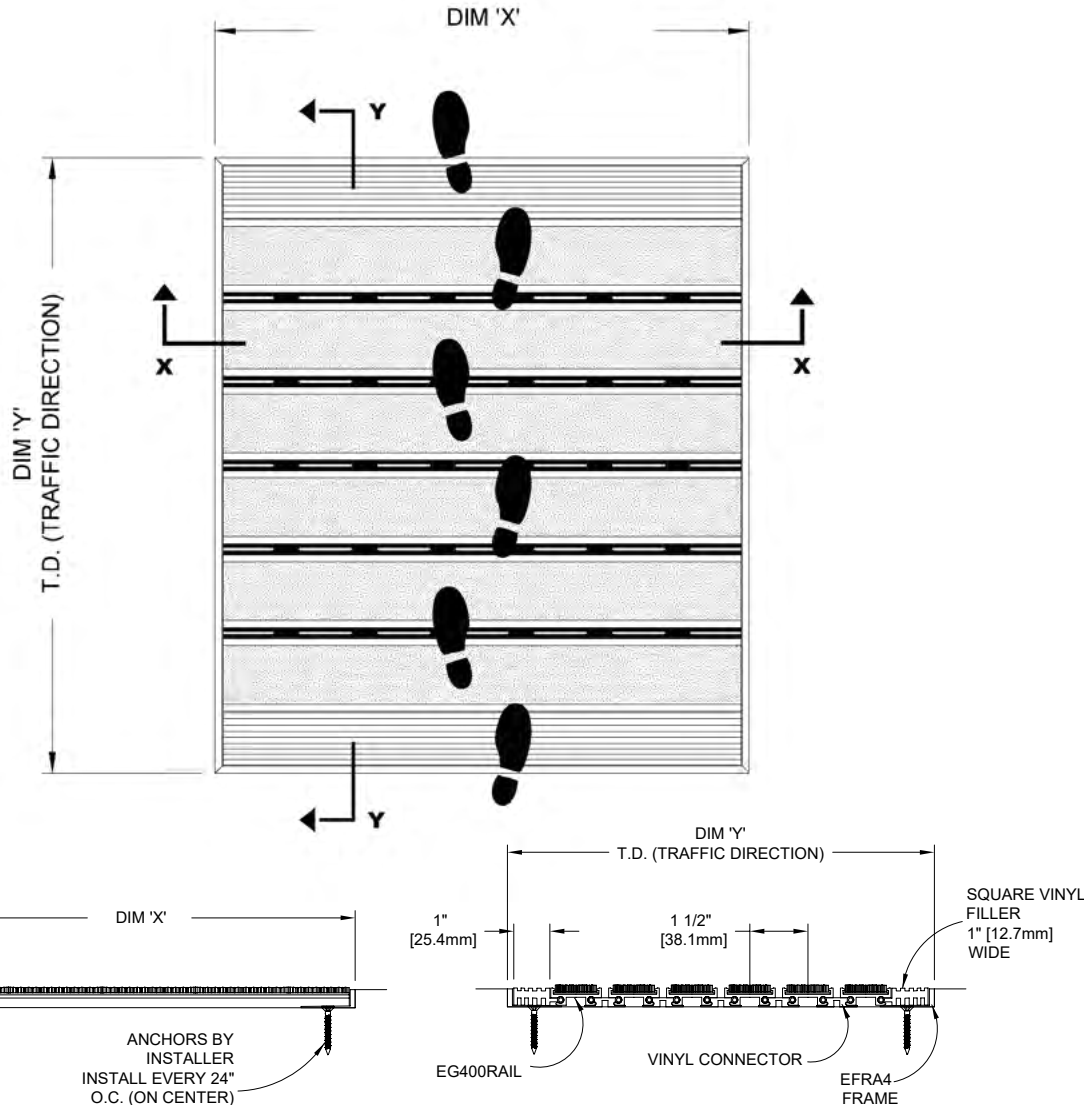


## ENTRANCE GRATE - ACTIV-GRATE™ — EG400 SERIES 1/2" ROLL-UP WITH EFRA4 RECESSED ANGLE FRAME

The 400 Series grate is designed for heavy-duty, high-traffic areas with a 750 lb wheel load rating. Densely spaced treads provide more surface area than mats, to keep your building cleaner. Contains LDPE hinges to cushion each tread rail that is quieter than aluminum hinges. Grate rolls up compactly for ease of cleaning. Drainage holes between tread rails allows moisture and dirt to fall below mat.



### SPECIFICATIONS:

#### ALUMINUM ROLL-UP ENTRANCE GRATE WITH LDPE HINGES

**Material:** 6063-T6 extruded aluminum alloy tread rails and frames

**Tread Depth:** 1/2" (12.7 mm)

**Standard Finish:** Mill

**Tread Spacing:** 1-1/2" (38.1 mm) on center with 8 treads per foot in the direction of travel

**Spacing Between Rails:** 1/8" (3.2 mm)

**Rolling Wheel Load Rating:** 750 lbs

#### NOTES:

- Verify traffic direction - traffic to run perpendicular to rails.
- Maximum single section size not to exceed 12'-0" (3.66m) in width (dim "x") or 100 sq. ft.
- If multiple sections, verify sectioning does not occur in traffic path.
- Vinyl filler on the ends of the traffic directions to be trimmed in field for tight fit.
- Mat dimensions allow for clearance between mat section(s) and frame(s) in width (dim "x").
- Additional product information including installation instructions may be found on our website.

*Interpretation of fire and building codes may vary. Consult with the local authority having jurisdiction (AHJ) to determine appropriate standards.*



**JL INDUSTRIES**

9702 Newton Avenue S, Bloomington, MN 55431

800-554-6077

sales@activarcpg.com

www.activarcpg.com

Distributor:

Contractor:

Date:

Scale: N/A

Project:

Approved By:

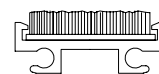
Architect:

Item#:

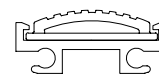
Page 1 of 2

# ENTRANCE GRATE - ACTIV-GRATE™ — EG400 SERIES 1/2" ROLL-UP WITH EFRA4 RECESSED ANGLE FRAME

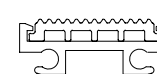
## ACTIV-GRATE 400 SERIES TREAD OPTIONS



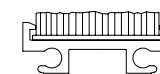
EG400  
Premium Carpet



EG401  
Serrated Vinyl



EG402  
Serrated Aluminum



EG405  
Tuff Tread  
Polypropylene Carpet

### 1 - SELECT GRATE OPTIONS

MADE-TO-ORDER ACTIV-GRATE™ EG400 SERIES WITH EFRA4 FRAME - EXAMPLE: EG400M-556509

MODEL OF GRATE	TREAD OPTIONS	RAIL FINISH	- (QTY)	WIDTH	TRAFFIC LENGTH	TREAD COLOR*	CUTOUTS
<b>EG40</b> Roll up grating	<b>0</b> Premium Carpet	<b>M</b> Mill				<b>02</b> Carpet - Silvermine	<b>N</b> Notch Cut
<b>EG41</b> Roll up grating with alternating tread	<b>1</b> Vinyl	<b>C</b> Clear Anodized				<b>03</b> Carpet - Walnut	<b>A</b> Angle Cut
	<b>2</b> Serrated Aluminum	<b>B</b> Black Anodized				<b>09</b> Carpet - Pepper	<b>R</b> Radius Cut
	<b>5</b> Tuff Tread™	<b>L</b> Light Bronze Anodized				<b>21</b> Vinyl - Black	<b>C</b> Column Cut
		<b>D</b> Medium Bronze Anodized				<b>22</b> Vinyl - Gray	
		<b>Z</b> Dark Bronze Anodized				<b>23</b> Vinyl - Brown	
						<b>41</b> Tuff Tread - Ash	
						<b>42</b> Tuff Tread - Coal	
						<b>43</b> Tuff Tread - Mocha	
						<b>Other</b> - Specify below:	

### 2 - SELECT FRAME OPTIONS

MADE-TO-ORDER ACTIV-GRATE™ EG400 SERIES WITH EFRA4 FRAME

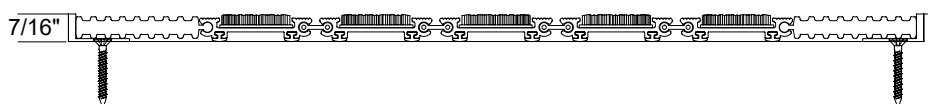
MODEL / FRAME TYPE	FRAME FINISH	- WIDTH	TRAFFIC LENGTH	CUTOUTS
<b>EFRA4</b> Recessed Angle	<b>M</b> Mill	Size as indicated above		Cutouts as indicated above
	<b>C</b> Clear Anodized			
	<b>B</b> Black Anodized			
	<b>L</b> Light Bronze Anodized			
	<b>D</b> Medium Bronze Anodized			
	<b>Z</b> Dark Bronze Anodized			

\*See website for full list of tread colors

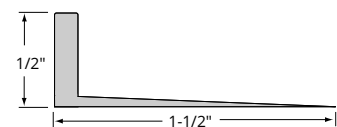
NOTE: All selections and options must be identical within the same submittal. Sizing may be different as entered in the width and traffic length columns. Please indicate quantity, which is NOT included in the part number. If other tread options, etc. are needed, then create a new submittal.

### EFRA4 FRAME DETAILS

Profile view



Cross section view



**EFRA4:** Angle frame for butting up to tile or carpet. 7/16" (11.1 mm) deep by 1/8" (3.2mm) profile. Extruded aluminum 6063-T5 alloy construction. End filler is provided at both ends to create a snug fit.

### EFRA4 RECESSED TAPERED FRAME DETAILS

**Material:** 6063-T5 and 6063-T6 extruded aluminum alloy tread rails and frames

**Depth:** 1/2" (12.7 mm)

**Standard Finish:** Mill

**Tread Spacing:** 1-1/2" (38.1 mm) on center with 8 treads per foot in the direction of travel

**Spacing Between Rails:** Heelproof spacing of 5/32"

**Rolling Wheel Load Rating:** 750 lbs

It is the responsibility of the customer to communicate specifications and product performance requirements that are needed for their application. This document is intended to convey potential product configurations and offerings. It is not to be used to imply or represent a specification or rating, of finished products shipped. Detailed, specific submittals can be created upon request. It is the responsibility of the customer to specify product accordingly to comply with local laws, codes, and ordinances.