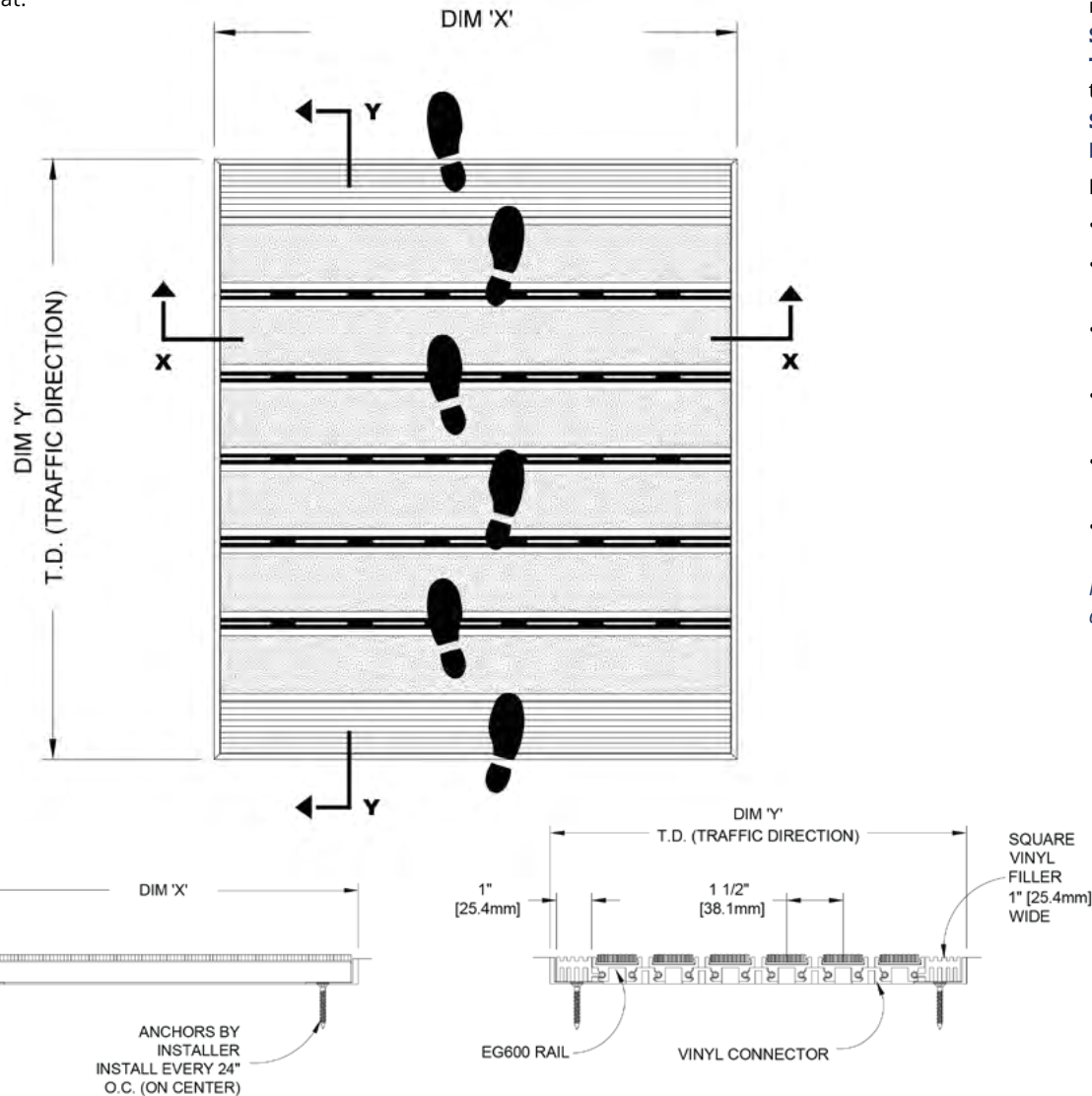


ENTRANCE GRATE - ACTIV-GRATE™ — EG600 SERIES 3/4" ROLL-UP ENTRANCE GRATE WITH EFRA6 RECESSED ALUMINUM ANGLE FRAME

The 600 Series grate is designed for heavy-duty, high-traffic areas with a 1000 lb wheel load rating. Recessed installation of this grating provides a smooth transition to the interior of your building. Deep recesses of 3/4" allow more moisture and building contaminants to collect below the walking surface. Contains LDPE hinges to cushion each tread rail that is quieter than aluminum hinges. Grate rolls up compactly for ease of cleaning. Drainage holes between tread rails allows moisture and dirt to fall below mat.



SPECIFICATIONS:

ALUMINUM ROLL-UP ENTRANCE GRATE WITH LDPE HINGES

Material: 6063-T6 extruded aluminum alloy tread rails and frames

Tread Depth: 3/4" (12.7 mm) or 11/16" (17.5 mm) depending on insert

Standard Finish: Mill

Tread Spacing: 1-1/2" (38.1 mm) on center with 8 treads per foot in the direction of travel

Spacing Between Rails: 1/8" (3.2mm)

Rolling Wheel Load Rating: 1000 lbs

NOTES:

- Verify traffic direction - traffic to run perpendicular to rails.
- Maximum single section size not to exceed 12'-0" (3.66m) in width (dim "x") or 100 sq. ft.
- If multiple sections, verify sectioning does not occur in traffic path.
- Vinyl filler on the ends of the traffic directions to be trimmed in field for tight fit.
- Mat dimensions allow for clearance between mat section(s) and frame(s) in width (dim "x").
- Additional product information including installation instructions may be found on our website.

Interpretation of fire and building codes may vary. Consult with the local authority having jurisdiction (AHJ) to determine appropriate standards.



JL INDUSTRIES

9702 Newton Avenue S, Bloomington, MN 55431

800-554-6077

sales@activarcpg.com

www.activarcpg.com

Distributor:

Contractor:

Date:

Scale: N/A

Page 1 of 2

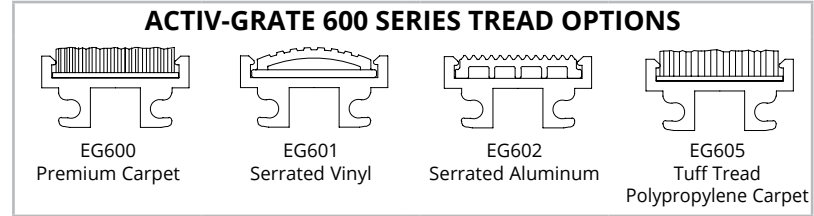
Project:

Approved By:

Architect:

Item#:

ENTRANCE GRATE - ACTIV-GRATE™ — EG600 SERIES 3/4" ROLL-UP ENTRANCE GRATE WITH EFRA6 RECESSED ALUMINUM ANGLE FRAME



1 - SELECT GRATE OPTIONS

MADE-TO-ORDER ACTIV-GRATE™ EG600 SERIES WITH EFRA6 FRAME - EXAMPLE: EG400M-556509

MODEL OF GRATE	TREAD OPTIONS	RAIL FINISH	- (QTY)	WIDTH	TRAFFIC LENGTH	TREAD COLOR*	CUTOUTS
EG60 Roll up grating	0 Premium Carpet	M Mill				02 Carpet - Silvermine	N Notch Cut
EG61 Roll up grating with alternating tread	1 Vinyl	C Clear Anodized				03 Carpet - Walnut	A Angle Cut
	2 Serrated Aluminum	B Black Anodized				09 Carpet - Pepper	R Radius Cut
	5 Tuff Tread™	L Light Bronze Anodized				21 Vinyl - Black	C Column Cut
		D Medium Bronze Anodized				22 Vinyl - Gray	
		Z Dark Bronze Anodized				23 Vinyl - Brown	
						41 Tuff Tread - Ash	
						42 Tuff Tread - Coal	
						43 Tuff Tread - Mocha	
						Other - Specify below:	

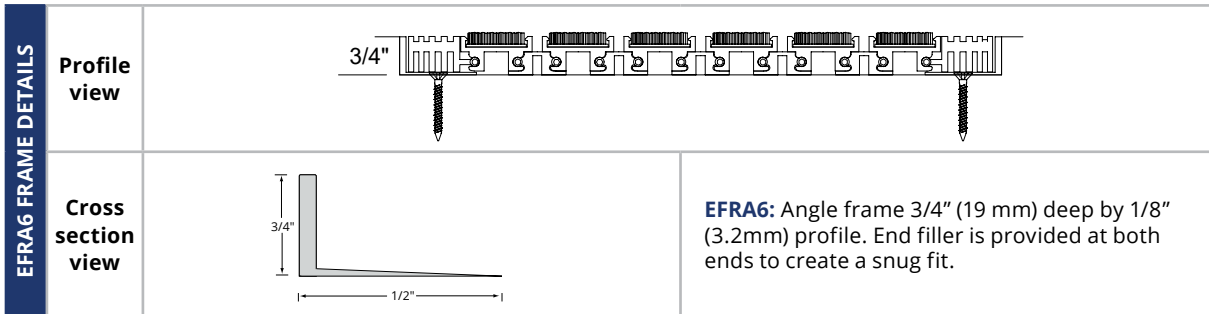
2 - SELECT FRAME OPTIONS

MADE-TO-ORDER ACTIV-GRATE™ EG600 SERIES WITH EFRA6 FRAME

MODEL / FRAME TYPE	FRAME FINISH	- WIDTH	TRAFFIC LENGTH	CUTOUTS
EFRA6 Recessed Angle	M Mill	Size as indicated above		Cutouts as indicated above
	C Clear Anodized			
	B Black Anodized			
	L Light Bronze Anodized			
	D Medium Bronze Anodized			
	Z Dark Bronze Anodized			

*See website for full list of tread colors

NOTE: All selections and options must be identical within the same submittal. Sizing may be different as entered in the width and traffic length columns. Please indicate quantity, which is NOT included in the part number. If other tread options, etc. are needed, then create a new submittal.



EFRA6 RECESSED TAPERED FRAME DETAILS

- Material:** 6063-T6 extruded aluminum alloy tread rails and frames
- Depth:** 3/4" (12.7 mm) or 11/16" (17.5 mm) depending on insert
- Standard Finish:** Mill
- Tread Spacing:** 1-1/2" (38.1 mm) on center with 8 treads per foot in the direction of travel
- Spacing Between Rails:** 5/32" (3.9 mm)
- Rolling Wheel Load Rating:** 1000 lbs

It is the responsibility of the customer to communicate specifications and product performance requirements that are needed for their application. This document is intended to convey potential product configurations and offerings. It is not to be used to imply or represent a specification or rating, of finished products shipped. Detailed, specific submittals can be created upon request. It is the responsibility of the customer to specify product accordingly to comply with local laws, codes, and ordinances.