



## ACTIV-GRILLE™ 500 SERIES: HEAVY DUTY, LOW MAINTENANCE, RECESSED

Enjoy the elegant look of low maintenance, long life stainless steel in your building entrance. Whether for a new building or retrofit of an existing facility, the stainless grille always provides an upgraded look.

### FEATURES:

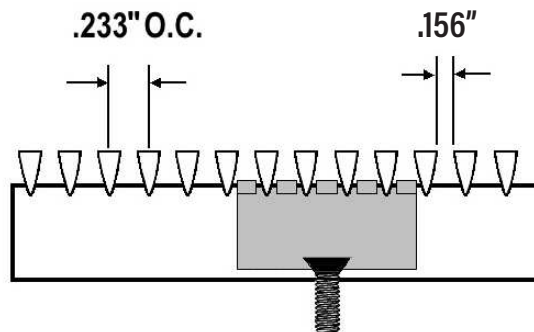
- Non-flammable.
- Heavy-duty installations - 1000 lbs
- Hidden lockdown system secures the grille.
- High recycled metal content.

### PRODUCT DETAILS:

**Material:** Type 304 stainless steel.  
**Depth:** 3/8" (9.5 mm), 5/8" (15.88 mm) or 1-1/8" (28.58 mm).  
**Standard Finish:** #4 Satin.  
**Tread Spacing:** .233" (5.92mm) on center  
**Spacing Between Rails:** Heelproof spacing of .156" (3.6 mm)  
**Rolling Wheel Load Rating:** 1000 lbs




EG509




EG509 Cross-Section

### GRILLE SIZES:

- EG503: 3/8" (9.5 mm) profile (sections up to 7'8" x 4'0").
  - EG508: 5/8" (15.88 mm) profile (sections up to 7'8" x 4'0").
  - EG509: 1-1/8" (28.58 mm) profile (sections up to 8'10" x 4'0" each).
- Multiple Sections Can be Combined to Make Sizes to Order.



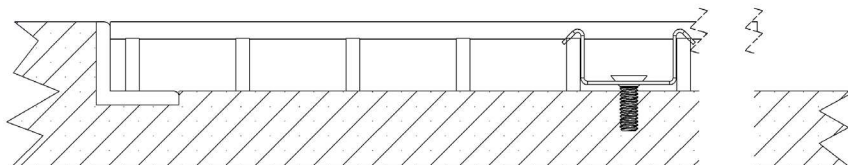
EG508



EG503

### 500 SERIES FRAMES

EFRA



- EFRA53 Recessed Frame: #4 Stainless Steel 1/2" deep frame for EG503.
- EFRA58 Recessed Frame: #4 Stainless Steel 3/4" deep frame for EG508.
- EFRA59 Recessed Frame: #4 Stainless Steel 1-1/4" deep frame for EG509.