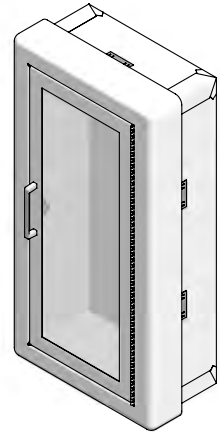
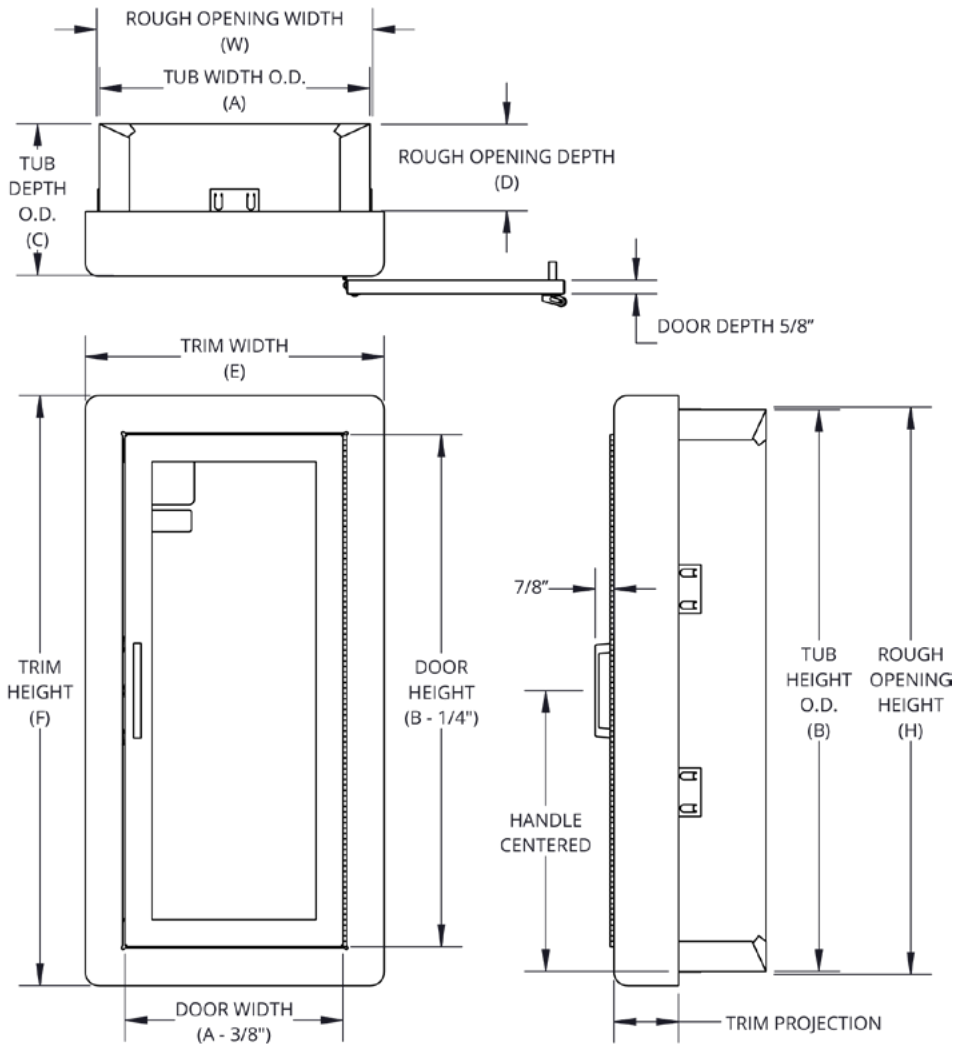
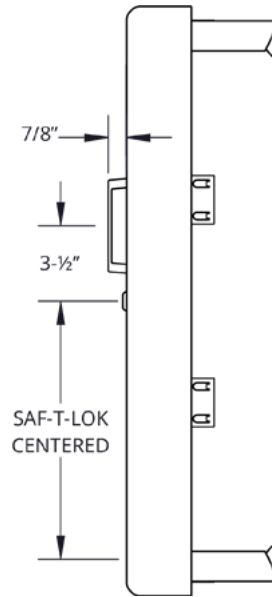


FIRE PROTECTION CABINET - ARCHITECTURAL: AMBASSADOR FIRE-FX2™ SERIES - Steel

As a leader in the industry, JL Industries offers our best-selling traditional and specified durable steel cabinet: The Ambassador Series. Available with a wide variety of options and accessories, this cabinet will meet all your project needs.



C1017F10FX2



C1017G10FX2

SPECIFICATIONS:

Tub Material: Based on size

- 20 ga:** Cold Rolled Steel (CRS) white powder coat; 40 tub
- 22 ga:** Cold Rolled Steel (CRS) white powder coat; 81, 17, 20, 30 tub
- 24 ga:** Galvanized painted white; 10, 18 tub

Trim Material & Finish: based on style; white powder coat

- 18 gauge cold rolled steel:** Semi-recessed rolled trim with projection: 2-½", 3", 4", and 4-½"
- 20 gauge cold rolled steel:** Full recessed 3/8" square flat trim, semi-recessed 1-¼", 1-½", and 2-¼" square trim, surface-mount square trim, surface-mount rolled trim

Door Material & Finish: 20 gauge cold rolled steel; white powder coat

Glazing: .090" Clear acrylic

Insulation: Foil-faced mineral wool

Hinge: Continuous hinge, white, cold rolled steel, opens to 180°

Hardware: Zinc plated pull handle with roller catch or cylinder Saf-T-Lok™

ADA Compliance: Cabinet cannot protrude more than 4" and the handle cannot be mounted more than 48" above finished floor. Surface-mount and 4-½" trim style do not comply with ADA.

FIRE-RATINGS:

UL classified and labeled up to 2 hours in accordance with UL 1479 (ASTM-E814) and CAN/USC-S115.

OPTIONS:

Door: Full, vertical duo, solid, horizontal

Glazing: 1/8" clear tempered, 1/4" clear wired glass, 1/8" bronze acrylic, 1/8" gray acrylic, 1/4" clear laminated safety glass

Handles: Recessed handle, magnetic catch

Alarms: Commander alarm, Brigadier alarm, Strobe alarm

Material: Satin chrome, galvaneal

Finish: Red, black, other powder coat colors

Lettering: Silkscreen, engraving, etching

ADDITIONAL ACCESSORIES (sold separately)

Die cuts, decals, plastic signs

See supplemental submittals for more information on various options and accessories.

Interpretation of fire and building codes may vary. Consult with the local authority having jurisdiction (AHJ) to determine appropriate standards.



JL INDUSTRIES

9702 Newton Avenue S, Bloomington, MN 55431

800-554-6077

sales@activarcpg.com

www.activarcpg.com

Distributor:

Contractor:

Date:

Scale: N/A

Page 1 of 4

Project:

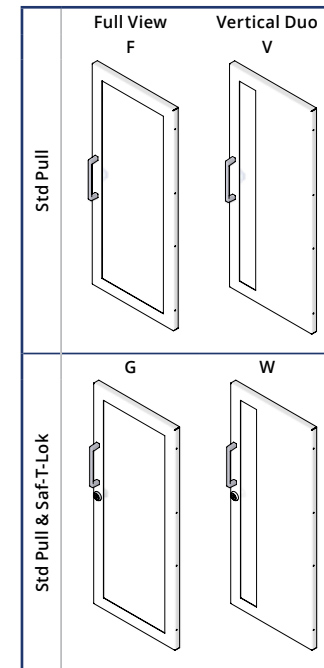
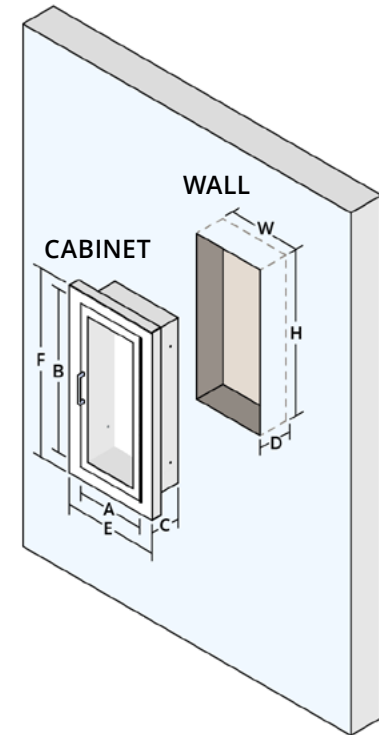
Approved By:

Architect:

Item#:

COMPATIBLE FIRE EXTINGUISHERS	MODEL & TRIM		ADA	TUB I. D.			TRIM O. D.		WALL ROUGH OPENING*			WT
	MODEL	TRIM PROJECTION	≤4"	WIDTH (A)	HEIGHT (B)	DEPTH (C)	WIDTH (E)	HEIGHT (F)	WIDTH (W)	HEIGHT (H)	DEPTH (D)	LBS
Cosmic, Galaxy 2.5 - 6 lb (mount 6 lb to tub) Mercury 2.5 - 5 lb	C8115	3/8" flat square	✓	9"	18"	5-1/2"	12-3/8"	21-3/8"	11-5/16"	20-5/16"	6-7/16"	17
	C8116	1-1/2" square	✓								5-3/16"	
	C8117	2-1/2" rolled	✓								4"	
Cosmic, Galaxy Mercury 2.5 - 5 lb	C1710	2-1/4" square	✓	10-1/2"	24"	5-1/2"	13-7/8"	27-3/8"	12-13/16"	25-5/16"	4"	22
Cosmic/Galaxy 2.5 - 6 lb (mount 6 lb to tub) Mercury 2.5 - 5 lb	C1815	3/8" flat square	✓	10-1/2"	24"	5-1/2"	13-7/8"	27-3/8"	12-13/16"	25-5/16"	6-7/16"	22
	C1816	1-1/2" square	✓								5-3/16"	
	C1817	3" rolled	✓								3-11/16"	
	C1812	4" rolled w/ rec hndl	✓								2-7/8"	
	C1818	4-1/2" rolled									2-3/16"	
Cosmic, Galaxy 2.5 - 10 lb Mercury 2.5 - 5 lb Sentinel 5 lb	C1015	3/8" flat square	✓	10-1/2"	24"	6"	13-7/8"	27-3/8"	12-13/16"	25-5/16"	6-15/16"	23
	C1016	1-1/2" square	✓								5-11/16"	
	C1017	3" rolled	✓								4"	
	C1012	4" rolled w/ rec hndl	✓								3-3/8"	
	C1018	4-1/2" rolled									2-11/16"	
Cosmic, Galaxy (mount 20 lb to tub) Mercury 2.5 - 15 lb (mount 15.5 lb to tub) Sentinel 5 - 10 lb Grenadier, Saturn, Nebula 270	C2015	3/8" flat square	✓	12"	27"	7-3/4"	15-3/8"	30-3/8"	14-5/16"	29-5/16"	8-11/16"	29
	C2016	1-1/4" square	✓								7-11/16"	
	C2017	2-1/2" rolled	✓								6-7/16"	
	C2012	4" rolled w/ rec hndl	✓								5-1/8"	
	C2018	4-1/2" rolled									4-7/16"	
Cosmic, Galaxy (mount 20 lb to tub) Mercury 2.5 - 15 lb (mount 15.5 lb to tub) Sentinel 5 - 15 lb Grenadier, Saturn Nebula 250-272	C3015	3/8" flat square	✓	16"	32"	7-3/4"	19-3/8"	35-3/8"	18-5/16"	34-5/16"	8-11/16"	43
	C3016	1-1/4" square	✓								7-11/16"	
	C3017	2-1/2" rolled	✓								6-7/16"	
	C3012	4" rolled w/ rec hndl	✓								5-1/8"	
	C3018	4-1/2" rolled									4-7/16"	
Two each of: Cosmic, Galaxy (FE20C) (mount 20 lb to tub) Mercury 2.5 - 15.5 lb Sentinel 5 lb Grenadier, Saturn	C4015	3/8" flat square	✓	20"	27"	7-3/4"	23-3/8"	30-3/8"	21"	28"	8-11/16"	44
	C4016	1-1/4" square	✓								7-11/16"	
	C4017	2-1/2" rolled	✓								6-7/16"	
	C4012	4" rolled w/ rec hndl	✓								5-1/8"	
	C4018	4-1/2" rolled									4-7/16"	

Fire-rated specific wall opening



FIRE PROTECTION CABINET - ARCHITECTURAL: AMBASSADOR FIRE-FX2™ SERIES - Steel

COMMON CABINETS

QTY	MODEL	DESCRIPTION
	C1017F10FX2	FIRE-RATED, 3" RLD TRIM, FL VIEW, CLR ACR
	C1017V10FX2	FIRE-RATED, 3" RLD TRIM, VERT, CLR ACR
	C1017G10FX2	FIRE-RATED, 3" RLD TRIM, FL VIEW W SAFTLOK, CLR ACR
	C1017W10FX2	FIRE-RATED, 3" RLD TRIM, VERT DUO W SAFTLOK, CLR ACR

GLAZING

QTY	MODEL	DESCRIPTION
	G10F17	1/8" CLR TEMPERED, 8-1/2" x 22-3/4"

For quick ship from warehouses, order separately with cabinet instead of made-to-order on cabinet.
Ex. Order C1017F10FX2 and G10F17 instead of C1017F17FX2

HANDLES

QTY	MODEL	DESCRIPTION
	PUF	FUTURA "FIRE" HANDLE, MILL
	PUFR	FUTURA "FIRE" HANDLE, RED
	PUFW	FUTURA "FIRE" HANDLE, WHITE
	PUCH	PULL HANDLE, CHROME



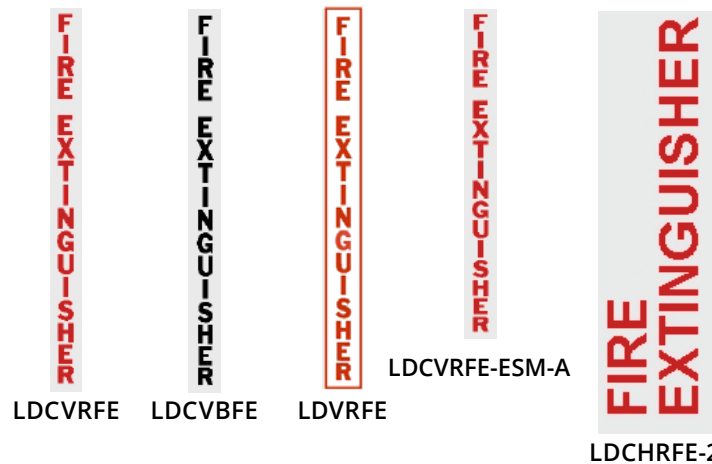
PLASTIC SIGNS

QTY	MODEL	DESCRIPTION
	22S	FE, 3D ANGLE, 4" x 12"
	23S	FE, 3D TENT, 4" x 18"
	24S	FE, 3D TENT, 5" x 6"
	25S	FE, FLUSH, 4" x 12"




LETTERING

QTY	MODEL	DESCRIPTION
	LDCVRFE	DIE CUT, VERT, RED, FIRE EXTINGUISHER, 3/4" x 18"
	LDCVBFE	DIE CUT, VERT, BLACK, FIRE EXTINGUISHER, 3/4" x 18"
	LDVRFE	DECAL, VERT, RED, FIRE EXTINGUISHER, 3/4" x 18"
	LDCVRFE-ESM-A	DIE CUT, VERT, RED, FIRE EXTINGUISHER (fits 81 tub), 3/4" x 14"
	LDCHRFE-2	DIE CUT, HORZ, RED, FIRE EXTINGUISHER, 2" HIGH, 4-1/2" x 21"



ALARMS

QTY	MODEL	DESCRIPTION
	BA	BRIGADIER ALARM, MINI THEFT STOPPER WITH DOOR POSITION SENSOR
	C-KIT-CA	COMMANDER ALARM KIT, includes alarm, 9V battery, & screws



Refer to supplemental submittals for information on more options and accessories.

It is the responsibility of the customer to communicate specifications and product performance requirements that are needed for their application. This document is intended to convey potential product configurations and offerings. It is not to be used to imply or represent a specification or rating of finished products shipped. Detailed, specific submittals can be created upon request. It is the responsibility of the customer to specify product accordingly to comply with local laws, codes, and ordinances.

MADE-TO-ORDER AMBASSADOR FIRE PROTECTION CABINET - EXAMPLE: C1015W17FX2A-BK4ET01

QTY	PRODUCT LINE	TUB I.D. SIZE	DOOR/TRIM MATERIAL	TRIM PROJECTION	DOOR/LATCH STYLE	GLAZING/DOOR TYPE	FIRE-RATING					
	C (Cabinet)	81	9" x 18" x 5-½"	1	CRS, white powdercoat (Std)	5	Fully recessed 3/8" square flat edge	F	Full view	10	.09" Clear acrylic	FX2 Fire-rated 2 hours
		17	10-½" x 24" x 5"			6	Semi-recessed 1-¼" or 1-½" square edge	G	Full view w/ Saf-T-Lok™	13	1/4" Clear wired glass	
		18	10-½" x 24" x 5-½"			0	Semi-recessed 2-¼" square edge (1700 series only)	D	Horizontal duo	15	1/8" Bronze acrylic	
		10	10-½" x 24" x 6"			7	Semi-recessed 2-½" or 3" rolled edge	E	Horizontal duo w/ Saf-T-Lok™	16	1/8" Gray acrylic	
		20	12" x 27" x 7-¾"			2	Semi-recessed 4" rolled edge, recessed handle	V	Vertical duo	17	1/8" Clear tempered glass	
		30	16" x 32" x 7-¾"			8	Semi-recessed 4-½" rolled edge	W	Vertical duo w/ Saf-T-Lok™	18	1/4" Clear safety glass	
		40	20" x 27" x 7-¾"					B	Small view window w/ Saf-T-Lok™	21	No glazing, no lock w/ pull (S21 only)	
								S	Solid	22	No glazing, Saf-T-Lok™ w/ pull (L22 only)	
							L	Solid w/ Saf-T-Lok™	24	No glazing, Saf-T-Lok™ and no pull (L24 only)		

HANDLE/LATCH OPTIONS

(none)	Standard handle
A	Recessed handle
LH	Lever handle (not avail. with Saf-T-Lok™)
MC	Magnetic latch (replaces roller catch)
FM	Futura "FIRE" Mill
FR	Futura "FIRE" Red
FW	Futura "FIRE" White

ALARM OPTIONS

CA	Commander
BA	Brigadier
SA	Strobe

MATERIAL OPTIONS

F26D	Satin chrome (not avail. on surface-mount)
-------------	---

FINISH

(none)	White door, trim, tub
BK4	Black door, trim, tub
R4	Red door, trim, tub
COLOR - OTHER (please specify) Refer to supplemental submittal	
Door	
Trim	
Tub	

LETTERING OPTIONS

SS01	Silkscreen: SS-FELVR FIRE EXTINGUISHER, vertical, red
SS01D*	Silkscreen: SS-FELVR FIRE EXTINGUISHER, vertical, red, on door
SS01G*	Silkscreen: SS-FELVR FIRE EXTINGUISHER, vertical, red, on glazing
ET01	Etching: ET-FELVR FIRE EXTINGUISHER, vertical, red (for glass only)
EN01	Engraving: EN-FELVR FIRE EXTINGUISHER, vertical, red (for metal only)
LETTERING - OTHER (please specify) Refer to supplemental submittal	
Other	

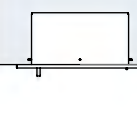
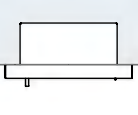
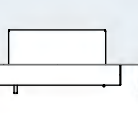
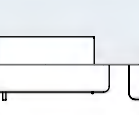
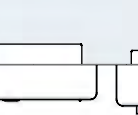

* DUO style doors (D, E, V, W) must specify location of silkscreen

Refer to supplemental submittals for information on more options and accessories.

USE SECTION BELOW TO LIST OTHER CABINETS

QTY	MODEL NUMBER (ex: C1017F10FX2A)	NOTES:

TRIM STYLE & PROJECTION

RECESSED	SEMI-RECESSED				
5	6	0	7	2	8
					
3/8" Flat Square	1-¼" or 1-½" Square	2-¼" Square	2-½" or 3" Rolled	4" Rolled w/ Rec. Hndl	4-½" Rolled