

Meets the requirements of ASTM D 6509

Features and Components

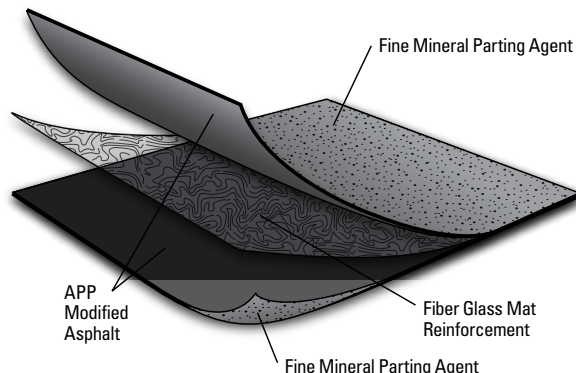
JM APP Base Plus is used as a base or ply sheet in APP multi-ply roofing systems.

APP (Atactic Polypropylene) Polymer and Asphalt Blend:

Provides an extremely durable sheet with excellent weathering characteristics, flexibility and dimensional stability for ease of handling and quick installations.

Fiber Glass Reinforcement Mat: Offers excellent dimensional stability and tensile strength and withstands differential movement. Because it has no thermal memory less time is needed to relax the sheet, allowing for ease of installation. The fiber glass mat also has good lay-flat characteristics.

Surfacing: Fine mineral parting agent on both sides of the sheet. Enables the product to be applied using cold adhesive or heat welding techniques.



Component	M Membrane
	Multi-Ply
Type	BS Base Sheet
	PS Ply Sheet



System Compatibility *This product may be used as a component in the following systems. Please reference product application for specific installation methods and information.*

Multi-Ply	BUR		APP		SBS			
	HA	CA	CA	HW	HA	CA	HW	SA
Compatible with the selected Multi-Ply systems above								

Single Ply	TPO		PVC		EPDM		
	MF	FA	MF	FA	MF	FA	BA
Do not use in Single Ply systems							

Key: HA = Hot Applied CA = Cold Applied HW = Heat Weldable SA = Self Adhered MF = Mechanically Fastened FA = Fully Adhered BA = Ballasted

Energy and the Environment

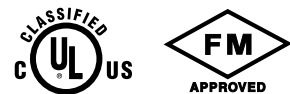
Pre-consumer Recycled Content	0%
Post-consumer Recycled Content	0%

Peak Advantage® Guarantee Information

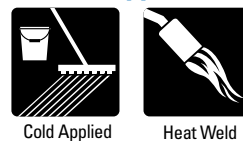
Systems	Guarantee Term
Dependent on system*	Up to 30 years

*Contact JM Technical Services for specific system requirements or guarantee terms.

Codes and Approvals



Product Application



- Standard base sheet attachment only. No in-lap fastening methods allowed.
- May be used as a backer ply in two-ply flashing systems.
- Approved cap sheets may be applied to the base sheet using cold adhesive application techniques.

Refer to JM APP modified bitumen specifications and detail drawings for application and slope information.

Packaging and Dimensions

Roll Width	39 3/4" (1 m)
Roll Length	49' 3" (15 m)
Roll Coverage*	145.08 ft ² (13.5 m ²)
Roll Weight	123 lb (55.8 kg)
Rolls per Pallet	20
Pallets per Truck**	19

*Assumes a 4" side lap. **Assumes a 48' flatbed truck

Refer to the Safe Use Instructions and product label prior to using this product. The Safe Use Instructions are available by calling (800) 922-5922 or on the Web at www.jm.com/roofing.

Meets the requirements of ASTM D 6509

Tested Physical Properties

Physical Properties		ASTM Test Method	Standard for ASTM D 6509	JM APP Base Plus Results		
				MD*	XMD**	
Strength	Tear Resistance @ 73.4° F	D 4073 /5147	≥ 70 lbf	93 lbf	81 lbf	
	Peak Load @ 0° F	D 5147	≥ 70 lbf/in-width	156 lbf/in-width	125 lbf/in-width	
	Peak Load @ 73.4° F	Unconditioned	D 5147	≥ 50 lbf/in-width	67 lbf/in-width	59 lbf/in-width
		90 day Heat Conditioned	D 5147/5869	≥ 50 lbf/in-width	81 lbf/in-width	58 lbf/in-width
Performance	Low Temp. Flexibility @ 180° F Mandrel (Pass-Fail)	Unconditioned	D 5147	Pass @ 32° F <i>"none of the specimens show cracking"</i>	Pass	Pass
		90 day Heat Conditioned	D 5147/5869		Pass	Pass
	Low Temperature Unrolling (Pass-Fail) Unroll in 4-6s; Visual Inspection in "unrolled" position	D 5636	Pass @ 32° F <i>"none of the specimens show cracking"</i>	Pass	Pass	
	Compound Stability - 2 hr 15 min @ 230° F (Pass-Fail)	D 5147	Pass <i>"no failures showing signs of flowing, dripping, or drop formation"</i>	Pass		
	Thickness	D 5147	≥ 70 mils	120 mils		
	Bottom Coating Thickness	D 5147	≥ 30 mils	45 mils		
	Water Absorption - water by distillation	D 5147/95	≥ 3.2 %	0.8 %		
	Moisture Content - water by distillation	D 5147/95	≥ 1 %	0.4 %		
	Elongation at Peak Load @ 0° F	D 5147	≥ 1 %	5 %	5 %	
	Elongation at Peak Load at 73.4° F	Unconditioned	D 5147	≥ 2 %	4 %	4 %
90 day Heat Conditioned		D 5147/5869	≥ 2 %	4 %	4 %	
Installation	Dimensional Stability - 24 hr @ 176° F	D 5147/1204	≥ 0.2 %	0.03 %	0.03 %	
	Net Mass per Unit Area	D 146	≥ 40 lb/100 ft ²	74 lb/100 ft ²		

*MD = Machine Direction

**XMD = Cross-Machine Direction

Note: All data represents tested values.