

Meets the requirements of ASTM D 4434, Type III



Features and Components

Non-wicking Reinforced Polyester Scrim: Our fully integrated manufacturing process adds tensile strength and toughness. Edge sealant is not a requirement for cut edges.

Excellent Chemical Resistance: JM PVC is inherently resistant to oils, air conditioning coolants, fuels and grease.

Energy Savings: The white membranes provide exceptional reflectivity and emissivity for energy savings.

Patented Aramid-Reinforced Edge: Aramid fiber is woven into the fastening side of PVC membrane.



Color

White

JM Membranes are designed with a cap, core, and bottom in order to utilize recycled content. The cap, or top-side is produced with non-recycled content, and should always be install facing up. The cap is identified by the lap line and production code.

System Compatibility *This product may be used as a component in the following systems. Please reference product application for specific installation methods and information.*

Multi-Ply	BUR		APP			SBS			
	HA	CA	HW	HA	CA	HW	SA	MF	
Do not use in multi-ply systems									

Single Ply	TPO				PVC			EPDM		
	MF	AD	SA	IW	MF	AD	IW	MF	AD	BA
Compatible with the selected single ply systems above										

Key: HA = Hot Applied CA = Cold Applied HW = Heat Weldable SA = Self Adhered MF = Mechanically Fastened IW = Induction Weld BA = Ballasted AD = Adhered

Energy and the Environment

Standard		Reflectivity	Emissivity
CRRC®	White	Initial	0.86
		3 Yr. Aged	0.70
CA Title 24	White	Pass	0.86
LEED® (SRI)	White	Initial	108
		3 Yr. Aged	84
Recycled Content	Post-consumer	0%	
	Post-industrial	0% - 10%	

The LEED® Solar Reflectance Index (SRI) is calculated per ASTM E1980.

Peak Advantage® Guarantee Information

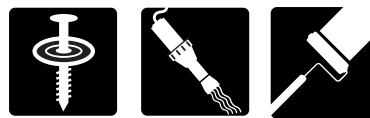
Product Thickness	Terms
50 mil	5, 10 or 15 yr NDL

Guarantee terms are for mechanically fastened and fully adhered systems. Mixed-membrane jobs – JM PVC SD Plus and JM PVC (KEE) – will not be eligible for a JM Peak Advantage Guarantee.

Codes and Approvals



Installation/Application



Mechanically Fastened Hot Air Weld Adhered

Refer to JM PVC application guides and detail drawings for instructions.

Packaging and Dimensions

Sizes	Coverage	
5' x 100' (1.52 m x 30.48 m)	500 ft² (46.33 m²)	
10' x 100' (3.05 m x 30.48 m)	1000 ft² (92.96 m²)	
Widths	5'	10'
Rolls per Pallet	9	12
Pallet Weight - lb (kg)	1485 (673.6)	4200 (1905.1)
Pallets per Truck*	16	8
Producing Locations	Lancaster, SC and Pawtucket, RI	

*Assumes 48' flatbed truck and does not reflect pallets of accessories or impact of mixed sizes.

Mixed membrane jobs for JM PVC SD Plus and JM PVC will not be eligible for a JM Peak Advantage® Guarantee. JM PVC accessories are formulated to be compatible with JM PVC SD Plus and JM PVC.



JM PVC SD Plus – 50 mil

Polyester-Reinforced Thermoplastic Polyvinyl Chloride Membrane

Meets the requirements of ASTM D 4434, Type III

Manufactured Physical Properties

Physical Properties		ASTM Test Method	ASTM Requirements	50 mil Result
Strength	Breaking Strength, min, lbf (N)	D 751	200 (890)	240 (1,068)
	Elongation at Break, min, %	D 751	15	15
	Tearing Strength, min, lbf (N)	D 751	45 (200)	45 (200)
	Seam Strength, min, % of breaking strength	D 751	75	80
	Static Puncture Resistance lbf (kg)	D 5602	Pass @ 33 (15)	Pass
	Dynamic Puncture Resistance J	D 5635	Pass @ 20	Pass
Longevity	Thickness, min, in.	D 751	+/- 10% from Nominal	0.050 Nominal
	Thickness Over Scrim, min, in.	D 7635	0.016	0.016
	Change in Weight After Immersion in Water, max, %	D 570 modified	3.0	3.0
	Low Temperature Bend, °F	D 2136	No cracks @ -40° F	Pass
Heat Aged Performance	Properties after Heat Aging, min	D 3045	56 days @ 176° F	
	Breaking Strength, %	D 751	90	>90
	Elongation, %	D 751	90	>90
	Linear Dimensional Change, max, % after 6 hrs @ 176° F	D 1204	0.5	<0.5
Weather Performance	Accelerated Weathering, min	G 151 & G 154	5,000 hrs	
	Cracking (@7x magnification)	G 154	No cracks	Pass
	Discoloration (by observation)	G 154	Negligible	Negligible
	Crazing (@7x Magnification)	G 154	No crazing	Pass

Physical Properties	FM Test Method	FM Requirements	JM PVC SD Plus – 50 mil
Foot Traffic Test, lbf (kg)	FM 4470	200 (90.7)	Pass

Technical specifications as shown in this literature are intended to be used as general guidelines only. Please refer to the Safety Data Sheet and product label prior to using this product. The Safety Data Sheet is available by calling (800) 922-5922 or on the web at www.jm.com/roofing. The physical and chemical properties of the product listed herein represent typical, average values obtained in accordance with accepted test methods and are subject to normal manufacturing variations. They are supplied as a technical service and are subject to change without notice. Check with the regional sales representative nearest you for current information.

All Johns Manville products are sold subject to Johns Manville's standard Terms and Conditions, which includes a Limited Warranty and Limitation of Remedy. For a copy of the Johns Manville standard Terms and Conditions or for information on other Johns Manville roofing products and systems, visit www.jm.com/terms-conditions.